



US00D631104S

(12) **United States Design Patent**  
With

(10) **Patent No.:** **US D631,104 S**  
(45) **Date of Patent:** **\*\* Jan. 18, 2011**

(54) **TOY CONSTRUCTION MODULE**

(76) Inventor: **Line With**, Pilestredet 88B, Oslo (NO)  
N-0358

(\*\*) Term: **14 Years**

(21) Appl. No.: **29/357,018**

(22) Filed: **Mar. 5, 2010**

(51) **LOC (9) Cl.** ..... **21-01**

(52) **U.S. Cl.** ..... **D21/485; D21/491**

(58) **Field of Classification Search** ..... D21/334,  
D21/338, 341, 342, 344, 345, 349, 363, 365,  
D21/480, 484, 485, 489, 491, 494, 500, 501;  
D25/138, 140, 142, 144, 152, 156, 163; 434/96;  
446/85, 86, 108, 109, 118–128; 273/148 R,  
273/236, 239, 241, 243, 267, 268, 271, 276,  
273/287; D6/300; D7/554.3, 667; D30/161;  
D3/314; D8/1; 209/363

See application file for complete search history.

(56) **References Cited**

**U.S. PATENT DOCUMENTS**

D241,870 S *	10/1976	Wallace	.....	D21/480
D242,934 S *	1/1977	Tsukuda	.....	D21/338
D258,212 S *	2/1981	Negrete	.....	D7/554.3
D260,568 S *	9/1981	Cherry	.....	D3/314
D264,857 S *	6/1982	Aitkens	.....	D21/338
D289,095 S *	3/1987	Chiodo et al.	.....	D30/161
4,986,756 A *	1/1991	Yamaguchi	.....	434/96
D351,489 S *	10/1994	Helfrick	.....	D30/161
D376,964 S *	12/1996	Lewy	.....	D8/1
D379,380 S *	5/1997	Delaney	.....	D21/480

D385,926 S *	11/1997	Nielsen	.....	D21/485
5,779,517 A *	7/1998	Clarke	.....	446/108
D404,854 S *	1/1999	Howarth	.....	D30/161
D435,149 S *	12/2000	Kleinberg	.....	D30/161
D444,821 S *	7/2001	Freedman et al.	.....	D21/334
D498,025 S *	11/2004	Tessier et al.	.....	D30/161
D512,284 S *	12/2005	Massey	.....	D8/1
D562,589 S *	2/2008	Mellon	.....	D6/300
7,390,237 B2 *	6/2008	Lin	.....	446/118
D585,096 S *	1/2009	Lin	.....	D21/485
7,677,564 B2 *	3/2010	Kruger	.....	273/148 R

\* cited by examiner

*Primary Examiner*—Cynthia M Chin

(74) *Attorney, Agent, or Firm*—Volpe and Koenig, P.C.

(57) **CLAIM**

The ornamental design for toy construction module, as shown and described.

**DESCRIPTION**

FIG. 1 is a top view of the toy construction module, the bottom view being a mirror image thereof;

FIG. 2 is a side view of the toy construction module of FIG. 1, the other sides being identical thereto;

FIG. 3 is a front left view of a corner the toy construction module of FIG. 1, the rear right view being identical thereto;

FIG. 4 is a top front right perspective view of the toy construction module of FIG. 1; and,

FIG. 5 is a top rear right perspective view of the toy construction module of FIG. 1

**1 Claim, 2 Drawing Sheets**

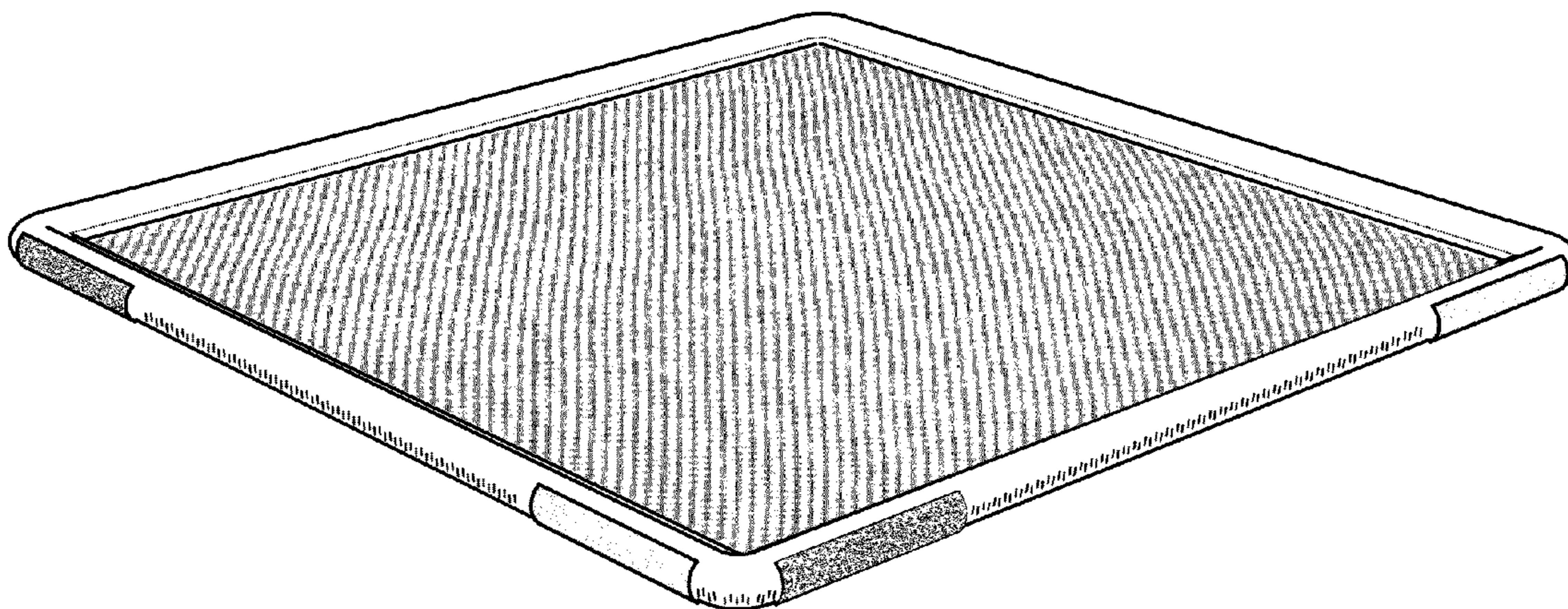


FIG. 1




FIG. 2



FIG. 3



FIG. 4

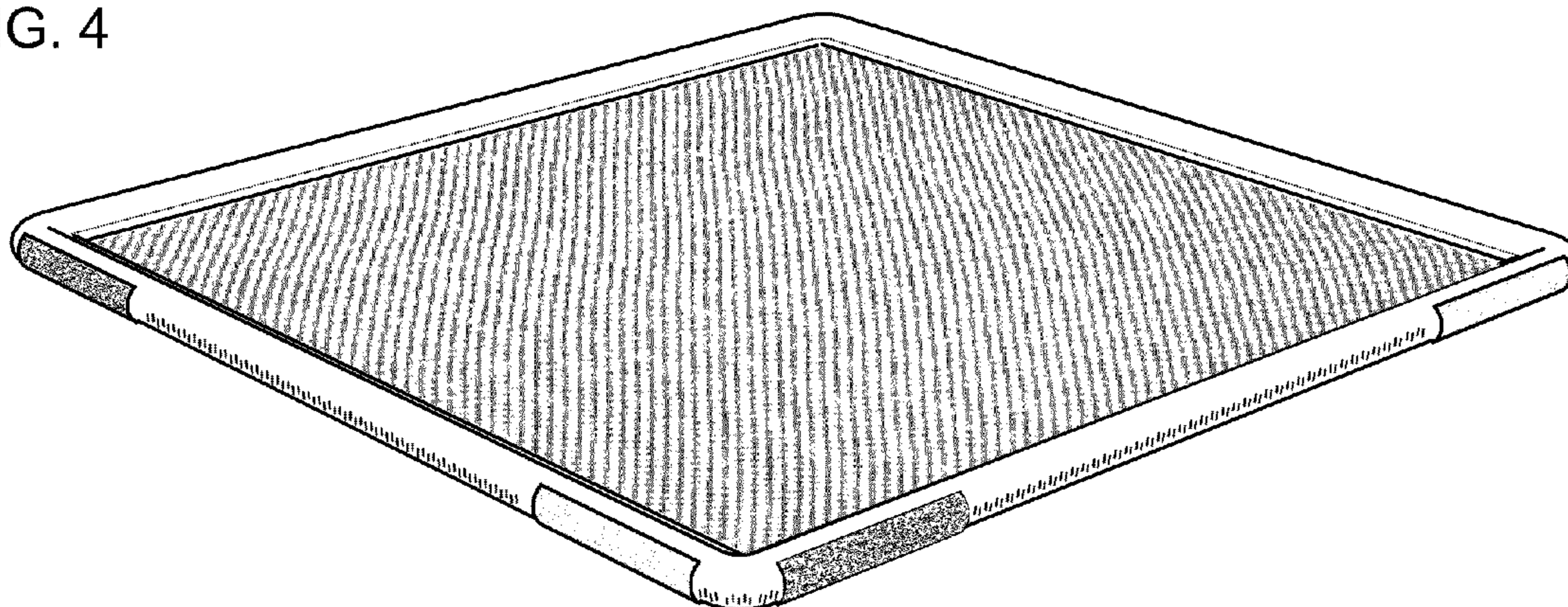


FIG. 5

