



US00D631096S

(12) **United States Design Patent**
Mizutani

(10) **Patent No.:** **US D631,096 S**

(45) **Date of Patent:** **** *Jan. 18, 2011**

(54) **WRITING INSTRUMENT**

(75) Inventor: **Erika Mizutani**, Kawaguchi (JP)

(73) Assignee: **Tombow Pencil Co., Ltd.**, Tokyo (JP)

(*) Notice: This patent is subject to a terminal disclaimer.

(**) Term: **14 Years**

(21) Appl. No.: **29/344,187**

(22) Filed: **Sep. 24, 2009**

(30) **Foreign Application Priority Data**

Mar. 24, 2009 (JP) 2009-006585

(51) **LOC (9) Cl.** **19-06**

(52) **U.S. Cl.** **D19/45**

(58) **Field of Classification Search** D19/35,
D19/36, 41-51, 53-57; 24/11 R, 11 F, 11 P;
401/52, 99, 100, 104-109, 192, 195, 196
See application file for complete search history.

(56) **References Cited**

U.S. PATENT DOCUMENTS

D22,989 S	12/1893	Morgan	
843,767 A	2/1907	Plach	
D70,956 S	8/1926	Gregory	
D76,298 S *	9/1928	Grabelsky D10/31
D98,522 S	2/1936	Juelss	
D113,633 S *	3/1939	Kahn D19/42
D129,159 S	8/1941	Dreyfuss	
D139,903 S	1/1945	Baff	
D139,905 S	1/1945	Baff	
D208,961 S	10/1967	Bross	
D242,246 S	11/1976	Butler et al.	
4,302,121 A	11/1981	Kim	
D287,028 S	12/1986	Thevenot	
D304,601 S	11/1989	Alskog	
D310,542 S *	9/1990	Regnault D19/43
D334,407 S *	3/1993	Petterson D19/49
D342,089 S	12/1993	Anavil et al.	
D342,756 S	12/1993	Chilleri	

D363,947 S *	11/1995	Kimura D19/36
D369,384 S *	4/1996	Yasoshima D19/36
D378,764 S *	4/1997	Araki et al. D19/54
D389,965 S *	1/1998	Saladino D32/42
D400,921 S *	11/1998	Ting D19/36
D402,691 S *	12/1998	Zbras, Jr. D19/36
D404,765 S *	1/1999	Izushima et al. D19/51
D406,166 S *	2/1999	Grannis D19/45

(Continued)

OTHER PUBLICATIONS

Pen with triangular body design by Lamy.

(Continued)

Primary Examiner—Elizabeth A Albert

(74) *Attorney, Agent, or Firm*—Kolisich Hartwell, P.C.

(57) **CLAIM**

I claim the ornamental design for a writing instrument, as shown and described.

DESCRIPTION

FIG. 1 is a front view of the writing instrument showing the new design, wherein the pencil tip is in a stored position.

FIG. 2 is a rear view thereof.

FIG. 3 is a right side view thereof.

FIG. 4 is a left side view thereof.

FIG. 5 is a bottom view thereof.

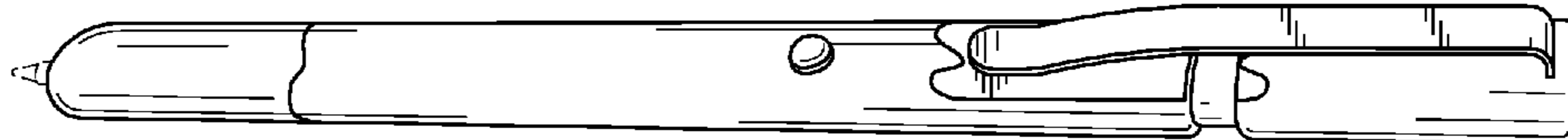
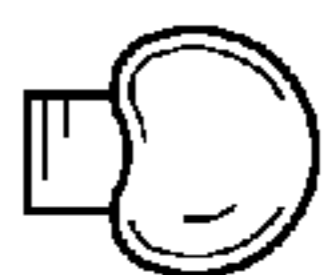
FIG. 6 is a top view thereof.

FIG. 7 is an isometric view thereof, wherein the writing instrument tip is in a stored position; and,

FIG. 8 is like FIG. 7, however the writing instrument tip is in an operational position.

The broken line(s) in FIG. 8 are included for the purpose of illustrating the writing instrument tip that forms no part of the claimed design.

1 Claim, 2 Drawing Sheets



US D631,096 S

Page 2

U.S. PATENT DOCUMENTS

D430,608 S 9/2000 Krieglstein et al.
D437,614 S * 2/2001 Lin D19/36
D438,564 S * 3/2001 Green D19/36
6,238,119 B1 * 5/2001 Liu 401/195
D445,130 S * 7/2001 Ginelli D19/36
D445,131 S * 7/2001 Keda D19/51
D450,767 S 11/2001 Itoh et al.
D451,137 S 11/2001 Reichmann
D451,547 S * 12/2001 Nishida D19/48
D460,110 S * 7/2002 Kobayashi D19/43
6,431,720 B1 * 8/2002 Cheng 362/118
D488,509 S * 4/2004 Pellissa Beneyto D19/51
D491,983 S * 6/2004 Izushima D19/49
D492,347 S 6/2004 Qiu

D500,522 S * 1/2005 Rommel D19/51
D502,217 S * 2/2005 Hung D19/43
D503,428 S * 3/2005 Chen D19/36
D509,850 S 9/2005 Bhavnani
D511,544 S * 11/2005 Martin D19/36
D527,007 S 8/2006 Morisawa
7,121,752 B2 * 10/2006 Su 401/195
D538,854 S * 3/2007 Nakazawa D19/51
D549,775 S * 8/2007 Kent et al. D19/48
D576,210 S * 9/2008 Qiu et al. D19/44
2003/0095246 A1 * 5/2003 Jung 356/71

OTHER PUBLICATIONS

Pen by Faber Castell.

* cited by examiner

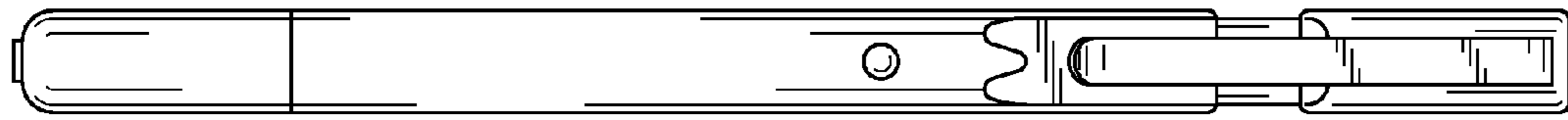


FIG. 1



FIG. 2




FIG. 3




FIG. 4



FIG. 5



FIG. 6

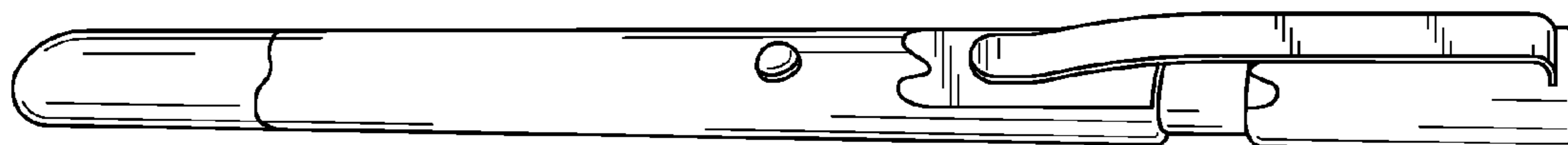


FIG. 7

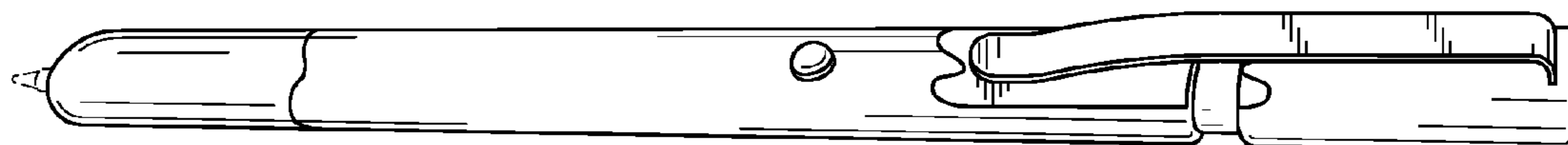


FIG. 8