



US00D631056S

(12) **United States Design Patent**
Mans et al.

(10) **Patent No.:** **US D631,056 S**
(45) **Date of Patent:** **** Jan. 18, 2011**

(54) **MEDICAL DATA STORAGE DEVICE**

(76) Inventors: **Mitchell C. Mans**, 149 Kingsport Rd.,
Holly Springs, NC (US) 27540; **Lena L. Mans**, 149 Kingsport Rd., Holly Springs,
NC (US) 27540

(**) Term: **14 Years**

(21) Appl. No.: **29/349,491**

(22) Filed: **Apr. 9, 2010**

(51) **LOC (9) Cl.** **14-02**

(52) **U.S. Cl.** **D14/480.5**

(58) **Field of Classification Search** D14/411,
D14/433, 435.1, 436, 480.1–480.7, 484.1,
D14/137, 155, 167, 168, 203.1–203.8, 240,
D14/242, 299; D3/201, 273; D13/107, 108,
D13/149, 184; 710/300, 301; 439/131, 135–147;
D24/186

See application file for complete search history.

(56) **References Cited**

U.S. PATENT DOCUMENTS

D2,268 S *	2/1866	Schodler	D20/24
D412,184 S *	7/1999	Garrett	D20/11
D465,784 S *	11/2002	Lin	D14/433
D489,069 S *	4/2004	Lin	D14/433
6,813,164 B2 *	11/2004	Yen	361/785
7,094,078 B2 *	8/2006	Okada	439/135
D532,788 S *	11/2006	Cuellar et al.	D14/436
D566,707 S *	4/2008	Patton et al.	D14/356
D567,238 S *	4/2008	Patton et al.	D14/356
D574,384 S *	8/2008	Knoch	D14/436
D601,954 S *	10/2009	Carmouche, II	D13/108
D603,410 S *	11/2009	Knoch	D14/436

D606,560 S *	12/2009	Kocmick et al.	D14/494
2006/0047880 A1 *	3/2006	Lindblom et al.	710/305
2006/0061953 A1 *	3/2006	Le	361/684
2007/0033320 A1 *	2/2007	Wu et al.	711/100
2010/0199016 A1 *	8/2010	Paulos et al.	710/313

OTHER PUBLICATIONS

10 Stupid And/Or Cool USB Flash Drives : EveryJoe—Sports News—Tech Reviews—Entertainment—Life Tips for EveryJoe, [online] posted on May 5, 2009 [retrieved on Nov. 2, 2009]. Retrieved from the Internet <URL: <http://www.everyjoe.com/articles/10-stupid-and-or-cool-usb-flash-drives/>>.*

* cited by examiner

Primary Examiner—Cathron C Brooks

Assistant Examiner—Karen E Kearney

(74) *Attorney, Agent, or Firm*—Richard L. Mikesell

(57) **CLAIM**

The ornamental design for a medical data storage device, as shown and described.

DESCRIPTION

FIG. 1: Top front perspective view, cover shown separated;

FIG. 2: Top rear perspective view, cover shown separated;

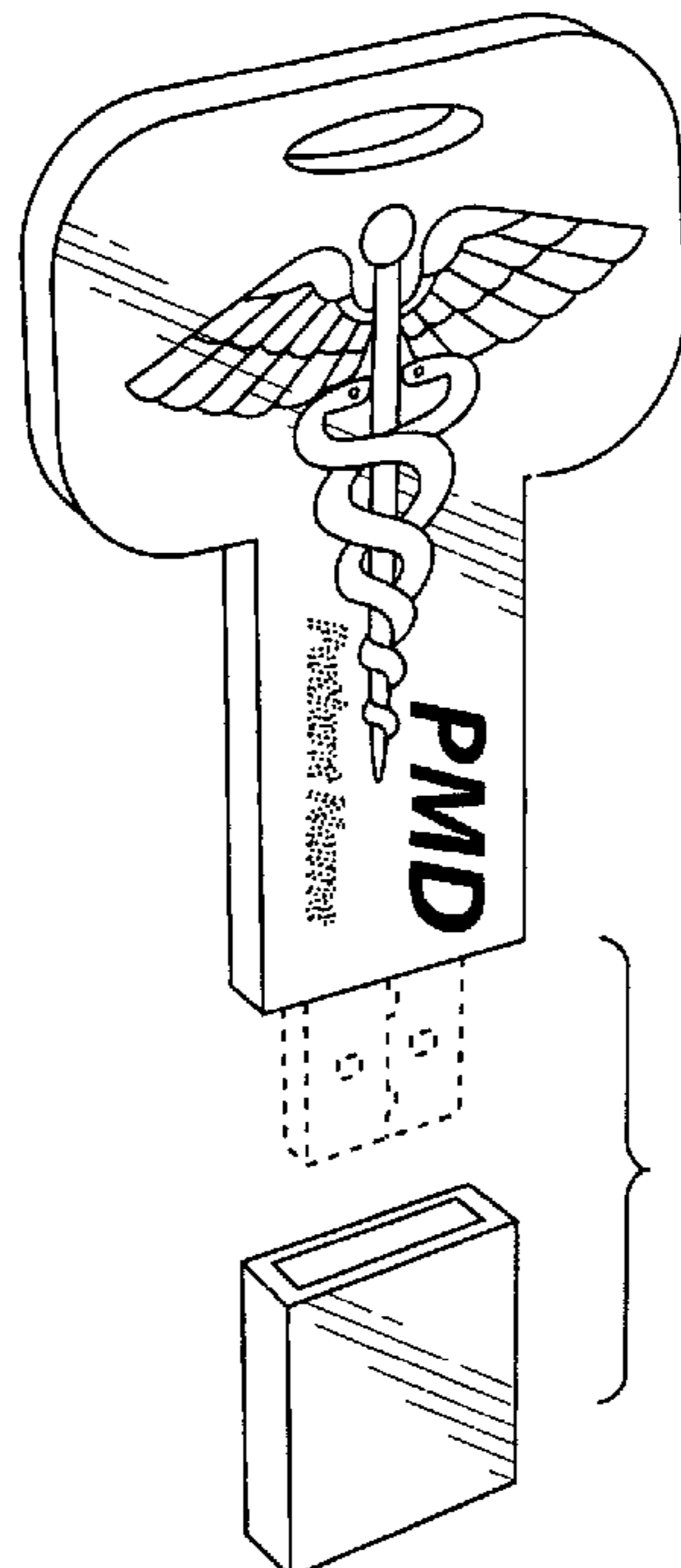
FIG. 3: Side elevation view, the opposite side elevation view being identical thereto, cover shown separated;

FIG. 4: Bottom plan view, cover removed; and,

FIG. 5: Top plan view.

The broken lines showing of the text in FIG. 1 and the USB connector in FIGS. 1-4 are for the purpose of illustrating unclaimed portions of the medical data storage device and form no part of the claimed design.

1 Claim, 2 Drawing Sheets



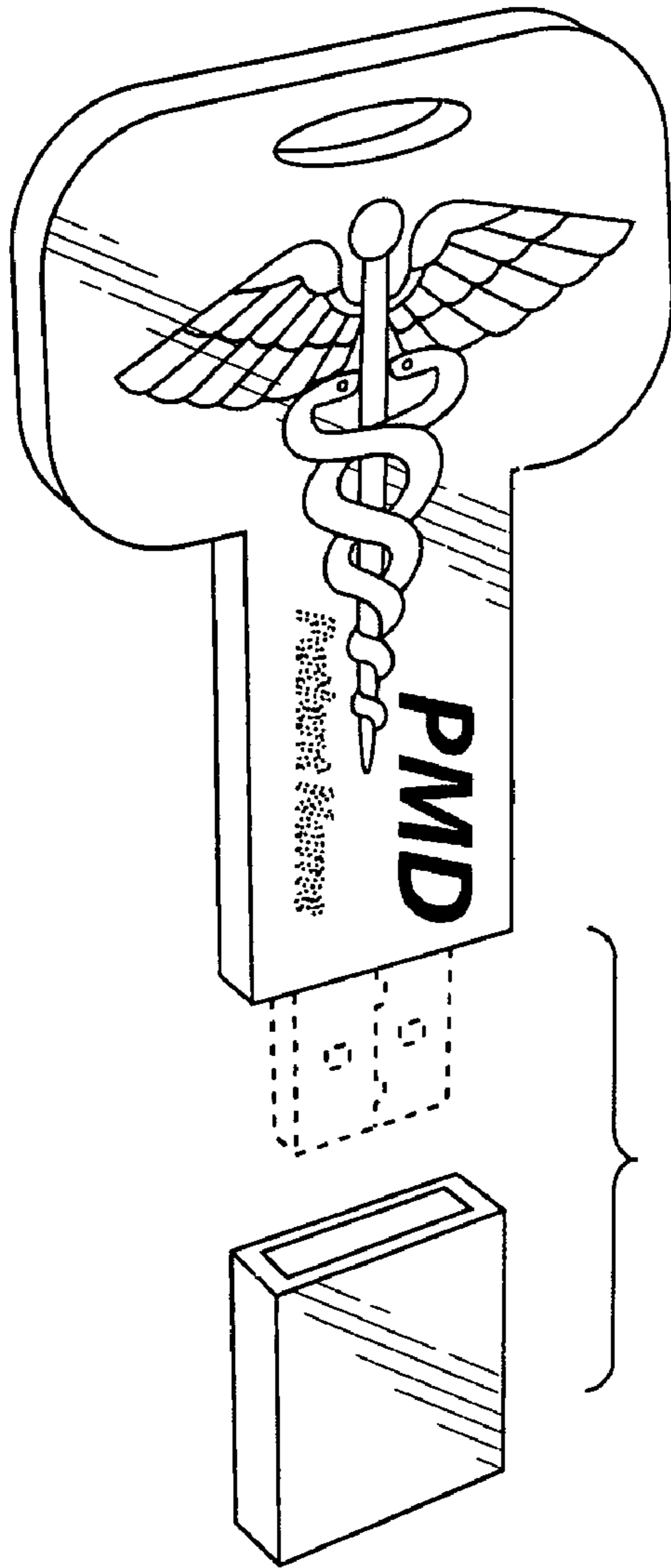


Fig. 1

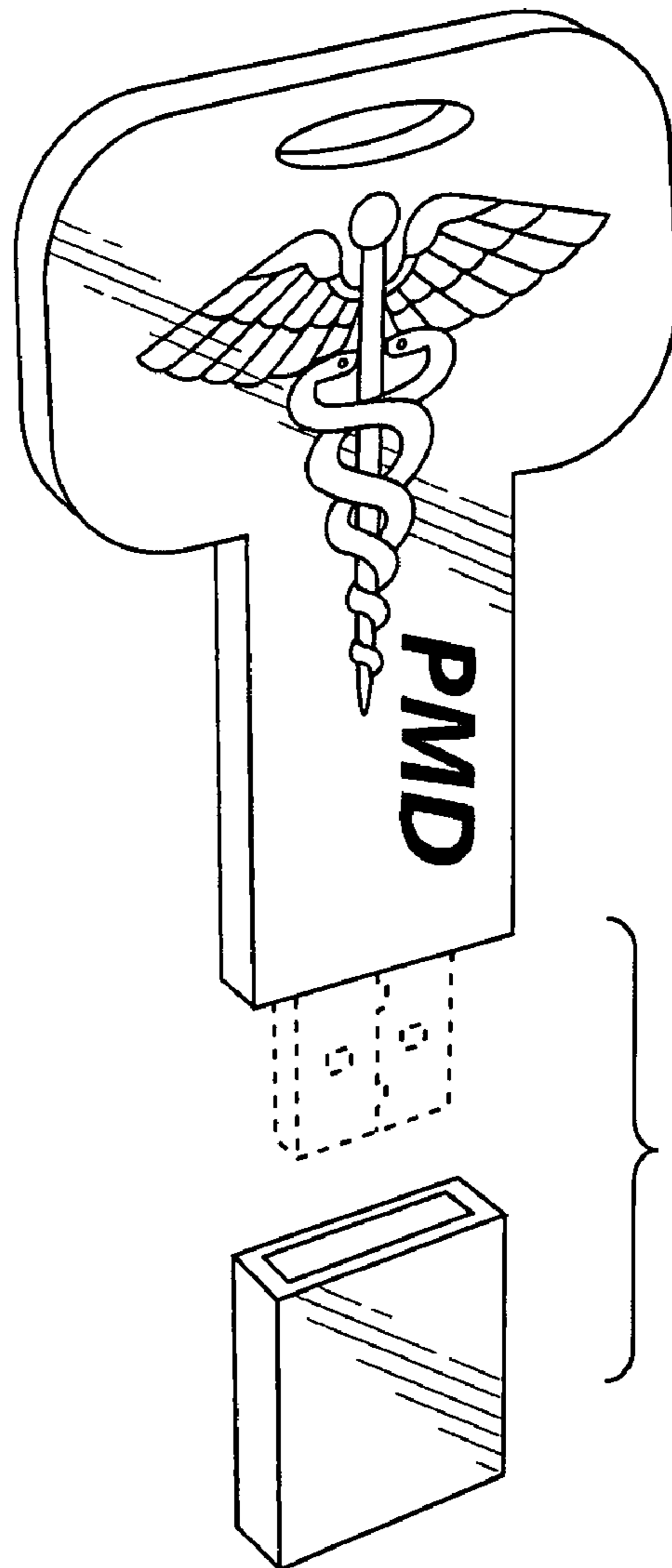


Fig. 2

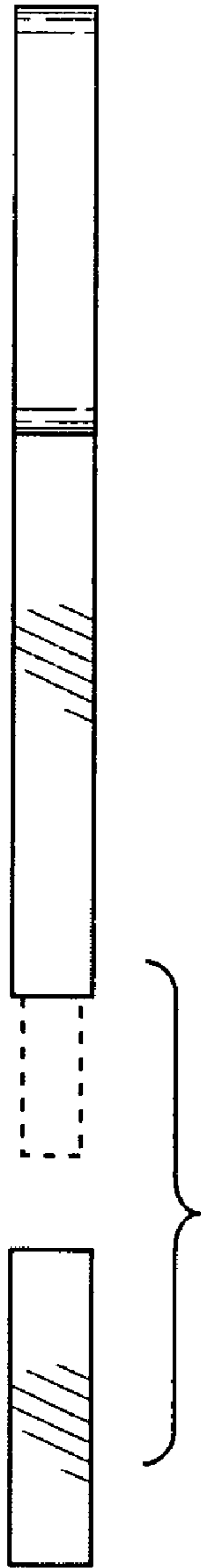


Fig. 3



Fig. 4



Fig. 5