



US00D631051S

(12) **United States Design Patent**
DeFronzo

(10) **Patent No.:** **US D631,051 S**
(45) **Date of Patent:** **** Jan. 18, 2011**

(54) **COMPUTER DOCKING STATION**

(75) Inventor: **Gregg DeFronzo**, Encino, CA (US)

(73) Assignee: **Zemno LLC**, Sherman Oaks, CA (US)

(**) Term: **14 Years**

(21) Appl. No.: **29/355,828**

(22) Filed: **Feb. 15, 2010**

(51) **LOC (9) Cl.** **14-02**

(52) **U.S. Cl.** **D14/434**

(58) **Field of Classification Search** D14/432-434,
D14/314, 204; D13/107, 108, 110, 146;
D23/314, 328; 248/346.03; 361/679.41,
361/679.31, 679.32, 679.4, 679.43; 70/58;
348/375; 320/112

See application file for complete search history.

(56) **References Cited**

U.S. PATENT DOCUMENTS

D310,998	S *	10/1990	Lee et al.	D14/434
D331,573	S *	12/1992	Iino	D14/434
5,535,093	A *	7/1996	Noguchi et al.	361/679.43
6,233,145	B1 *	5/2001	Ohnishi	361/679.02
6,556,436	B2 *	4/2003	Ohnishi	361/679.43
6,912,125	B2 *	6/2005	Weng	361/679.41
D525,968	S *	8/2006	Peng et al.	D14/300
D562,273	S *	2/2008	Koyama et al.	D13/184
2003/0193316	A1 *	10/2003	Guo et al.	320/112

2008/0219488 A1* 9/2008 Crooijmans et al. 381/333

* cited by examiner

Primary Examiner—Freda S Nunn

(74) *Attorney, Agent, or Firm*—Klarquist Sparkman, LLP

(57) **CLAIM**

I claim the ornamental design for a computer docking station, as shown and described.

DESCRIPTION

FIG. 1 is a perspective view of a computer docking station showing the front and left sides.

FIG. 2 is a top view of the computer docking station of FIG. 1.

FIG. 3 is a front view of the computer docking station of FIG. 1.

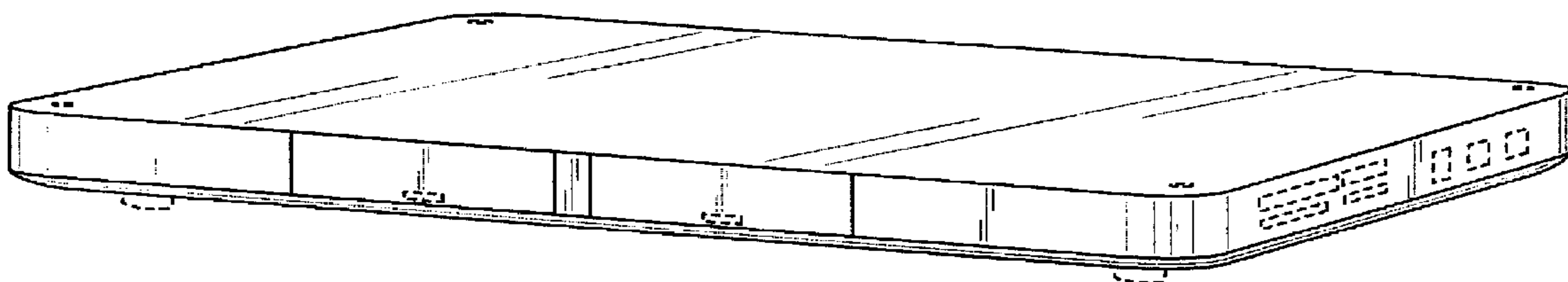
FIG. 4 is a rear view of the computer docking station of FIG. 1.

FIG. 5 is a side view of the right side of the computer docking station of FIG. 1; and,

FIG. 6 is a side view of the left side of the computer docking station of FIG. 1.

The broken lines shown herein are for illustrative purposes only and form no part of the claimed design. The bottom of the computer docking station forms no part of the claimed design.

1 Claim, 4 Drawing Sheets



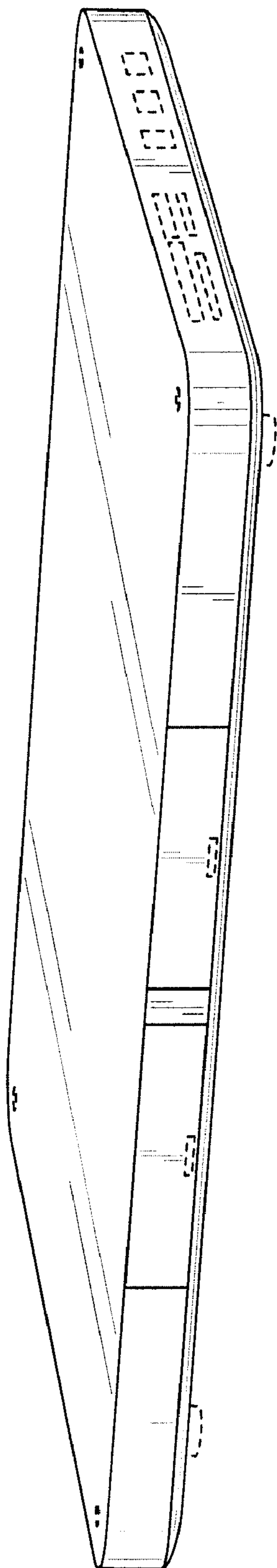


FIG. 1




FIG. 2




FIG. 5

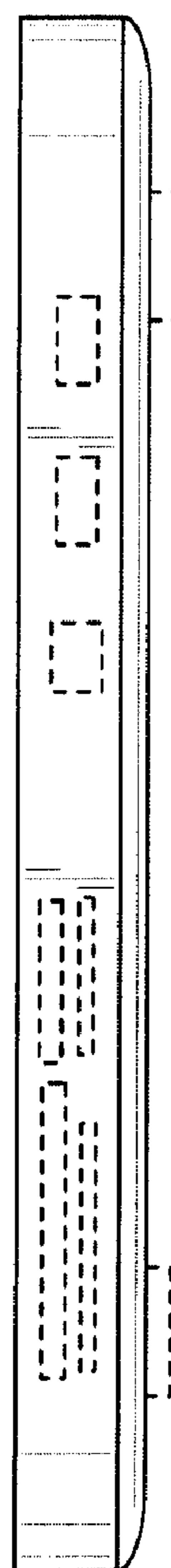


FIG. 6