



US00D631048S

(12) **United States Design Patent**
Adriano et al.

(10) **Patent No.:** **US D631,048 S**
(45) **Date of Patent:** **** Jan. 18, 2011**

(54) **COMPUTER KEYBOARD**

(75) Inventors: **Gabriele Adriano**, Turin (IT); **Davide Adriano**, Turin (IT)

(73) Assignee: **Progind S.R.L.**, Strada Tomboleto (IT)

(**) Term: **14 Years**

(21) Appl. No.: **29/336,855**

(22) Filed: **May 11, 2009**

(30) **Foreign Application Priority Data**

Nov. 12, 2008 (EM) 1037626

(51) **LOC (9) Cl.** **14-02**

(52) **U.S. Cl.** **D14/399**

(58) **Field of Classification Search** D14/387-401,
D14/356, 346, 432, 454-457, 217, 218; D21/324,
D21/333; D18/7, 12.2; D19/60; 341/22-28;
463/37; 345/168, 169

See application file for complete search history.

(56) **References Cited**

U.S. PATENT DOCUMENTS

- D268,601 S * 4/1983 Lee D21/324
- D309,627 S * 7/1990 Chu D18/7
- D324,048 S * 2/1992 Tanaka D14/217
- D329,451 S * 9/1992 Chen et al. D18/7
- D331,254 S * 11/1992 Hiromori D18/7
- D346,125 S * 4/1994 Cote et al. D10/104
- D346,339 S * 4/1994 Lintick D10/104
- D347,835 S * 6/1994 Zarnowitz D14/399

- D367,472 S * 2/1996 Clark et al. D14/387
- 5,645,277 A * 7/1997 Cheng 273/148 B
- 5,667,220 A * 9/1997 Cheng 273/148 B
- D384,698 S * 10/1997 Chan D19/60
- D502,208 S * 2/2005 Joachim et al. D18/7
- D516,073 S * 2/2006 Boswell et al. D14/399
- D524,809 S * 7/2006 Alcouloumre et al. D14/341
- D533,173 S * 12/2006 Lee et al. D14/247
- D538,274 S * 3/2007 Gray D14/247
- D549,710 S * 8/2007 Hyneczek et al. D14/455
- D559,891 S * 1/2008 Kent et al. D18/7
- D563,460 S * 3/2008 Mehler et al. D18/7

* cited by examiner

Primary Examiner—Cathron C Brooks

Assistant Examiner—Deanna Fluegeman

(74) *Attorney, Agent, or Firm*—Greenblum & Bernstein P.L.C.

(57) **CLAIM**

The ornamental design for a computer keyboard, as shown and described.

DESCRIPTION

FIG. 1 is a top view of the computer keyboard of our new design;

FIG. 2 is a bottom view thereof;


FIG. 3 is a left side view thereof;

FIG. 4 is a right side view thereof;

FIG. 5 is a perspective right side view thereof; and,

FIG. 6 is a perspective left side view thereof.

1 Claim, 6 Drawing Sheets






Fig. 1




Fig. 2




Fig. 3




Fig. 4




Fig. 5




Fig. 6