



US00D631046S

(12) **United States Design Patent**
Chien

(10) **Patent No.:** **US D631,046 S**

(45) **Date of Patent:** **** Jan. 18, 2011**

(54) **DISPLAY**

(75) Inventor: **Chiao-Hung Chien**, Taipei (TW)

(73) Assignee: **Hannspree, Inc.**, Taipei County (TW)

(**) Term: **14 Years**

(21) Appl. No.: **29/368,050**

(22) Filed: **Aug. 17, 2010**

(51) **LOC (9) Cl.** **14-02**

(52) **U.S. Cl.** **D14/371**

(58) **Field of Classification Search** D14/371-376,
D14/125-129, 336, 341; 248/917-924, 121,
248/278.1; 341/12; 345/104, 156, 173, 174,
345/901-905; 348/180, 184, 325, 739; 361/679.08,
361/679.23; 349/1, 2, 11, 58; D20/10
See application file for complete search history.

(56) **References Cited**

U.S. PATENT DOCUMENTS

D313,431 S * 1/1991 Jaskiel et al. D20/10
D355,676 S * 2/1995 Wilson D20/10
D422,979 S * 4/2000 Lee D14/375

6,807,051 B2 * 10/2004 Takahashi 361/679.23
D547,739 S * 7/2007 Lewis D14/126
D598,444 S * 8/2009 Xie et al. D14/336

* cited by examiner

Primary Examiner—Freda S Nunn

(74) *Attorney, Agent, or Firm*—Hamre, Schumann, Mueller
& Larson, P.C.

(57) **CLAIM**

The ornamental design for a display, as shown and described.

DESCRIPTION

FIG. 1 is a front perspective view of a display in accordance with my invention thereof;

FIG. 2 is a front elevational view thereof;

FIG. 3 is a rear elevational view thereof;

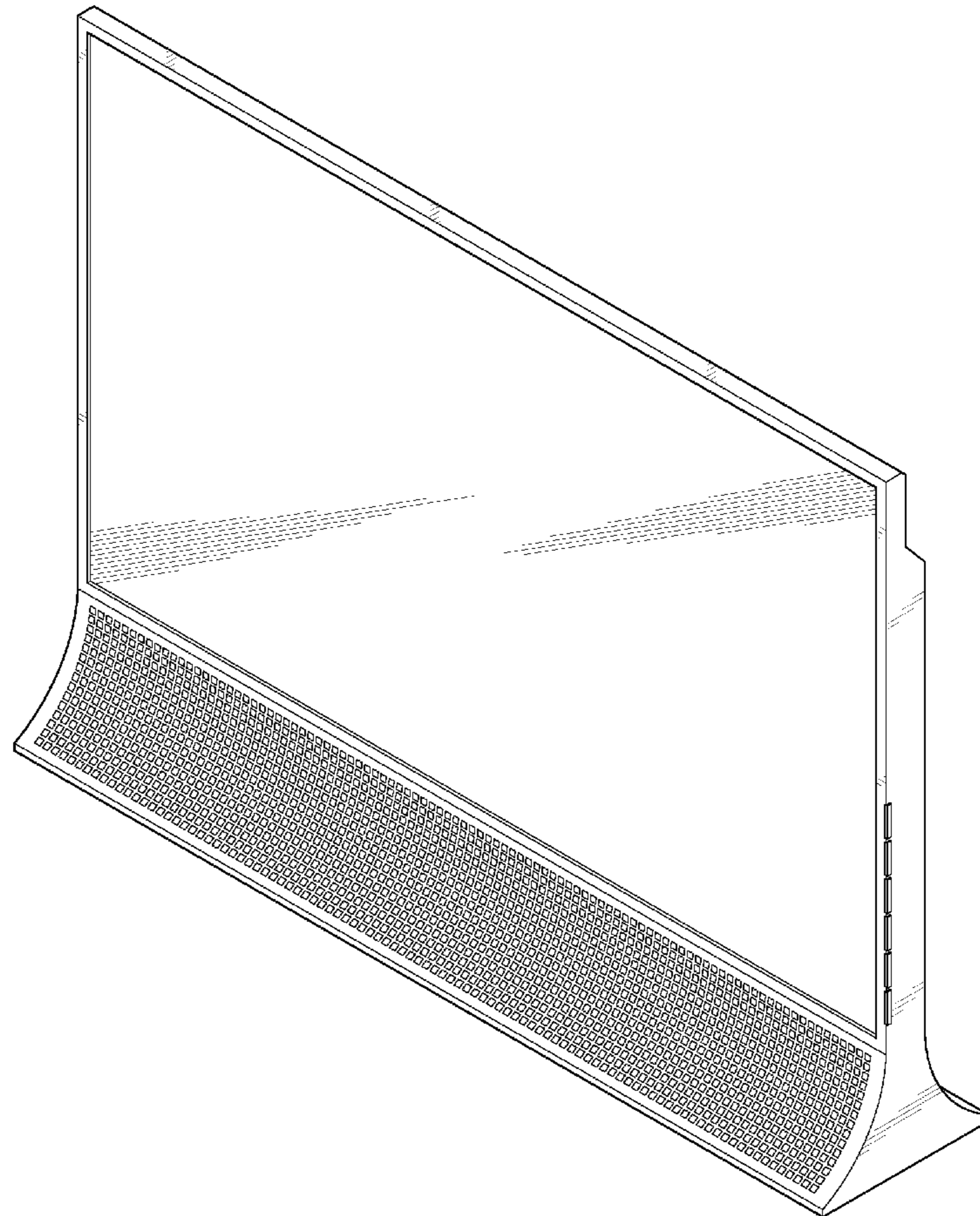
FIG. 4 is a left side elevational view thereof;

FIG. 5 is a right side elevational view thereof;

FIG. 6 is a top plan view thereof; and,

FIG. 7 is a bottom plan view thereof.

1 Claim, 7 Drawing Sheets



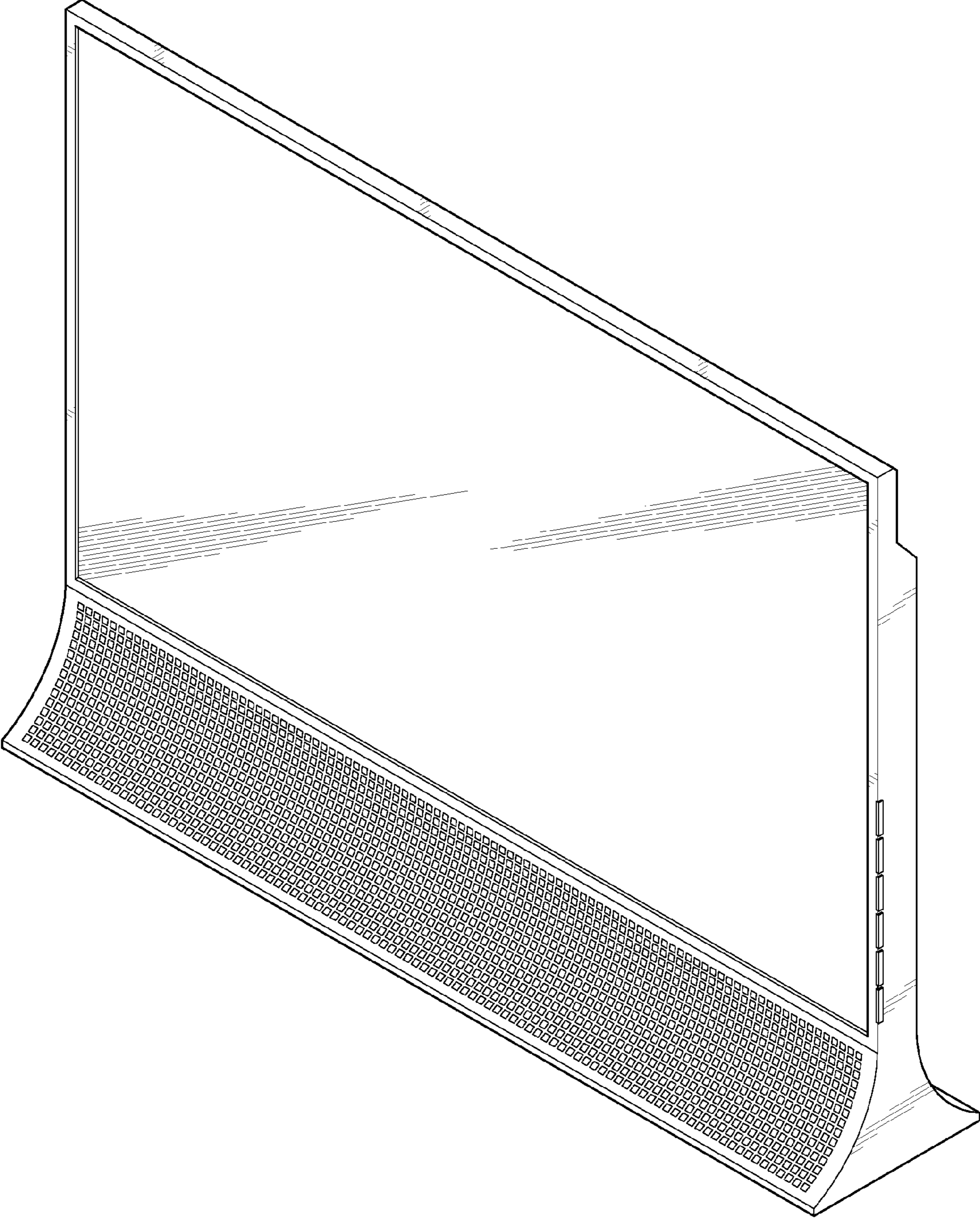


FIG. 1

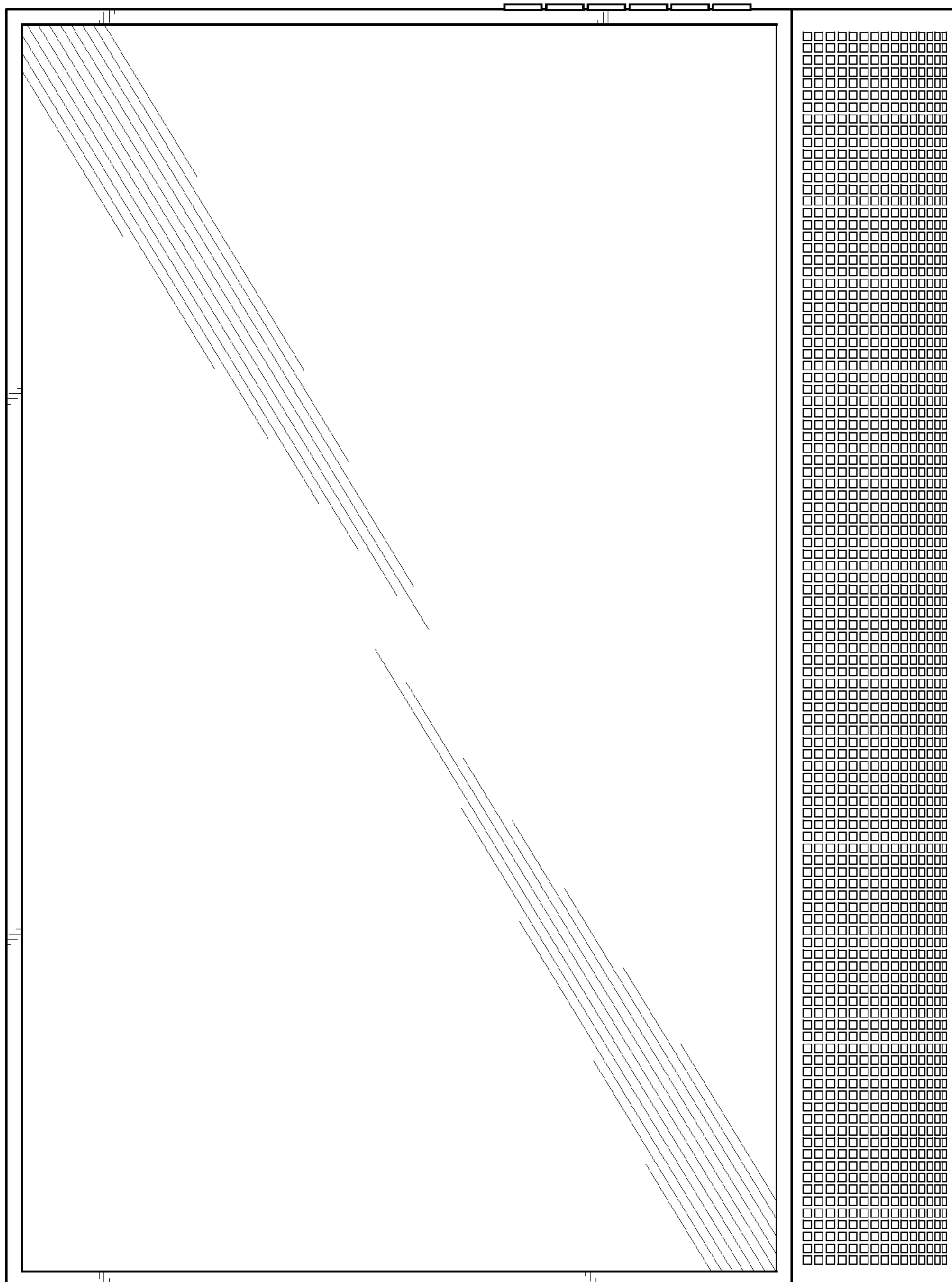


FIG. 2




FIG. 3

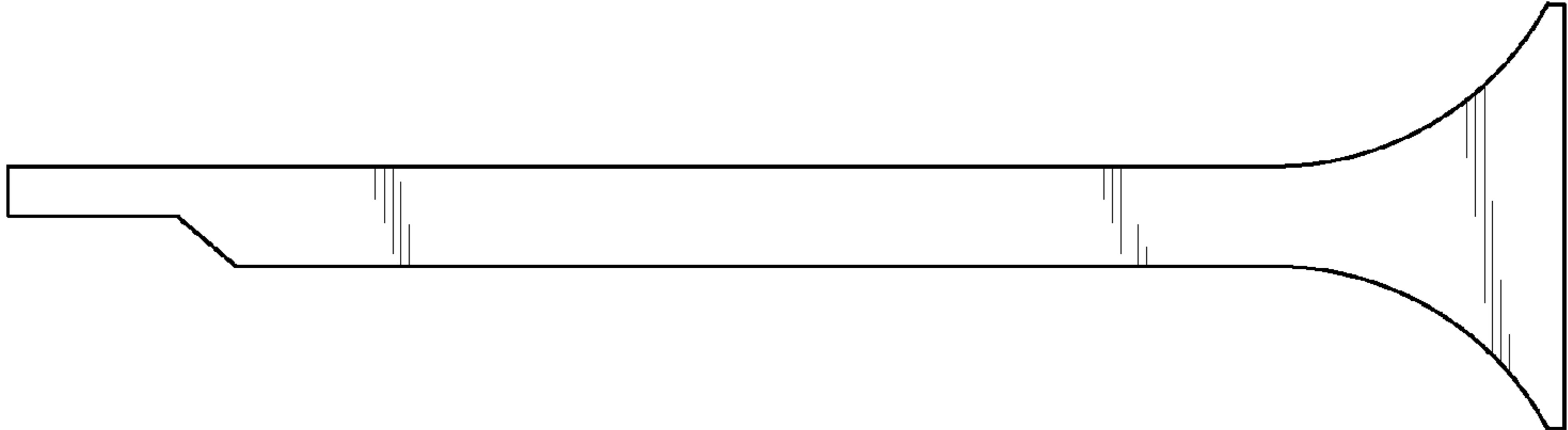


FIG. 4

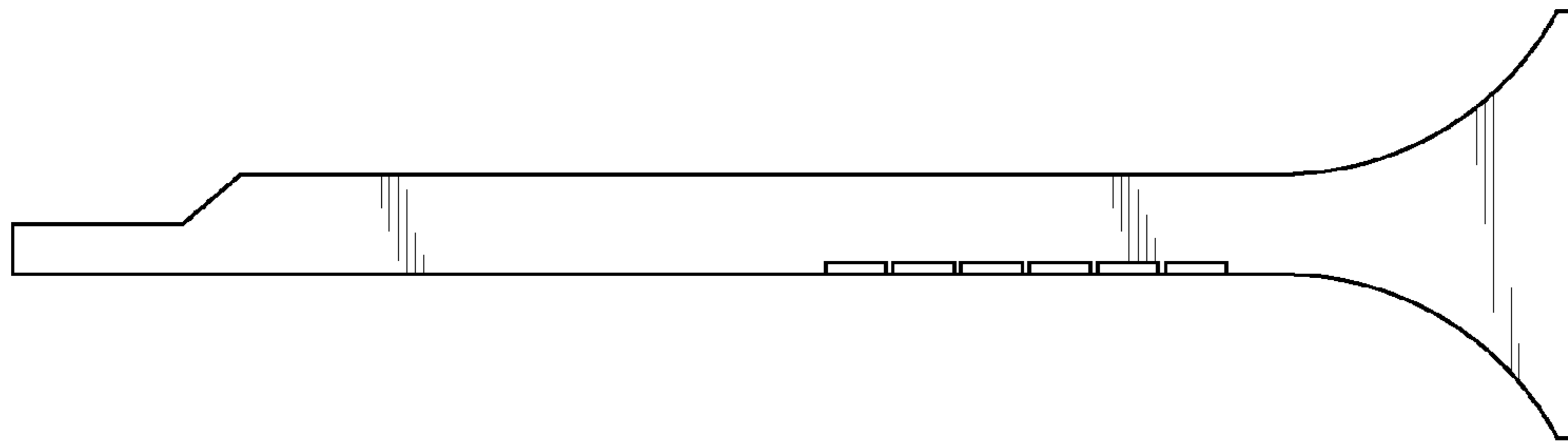


FIG. 5

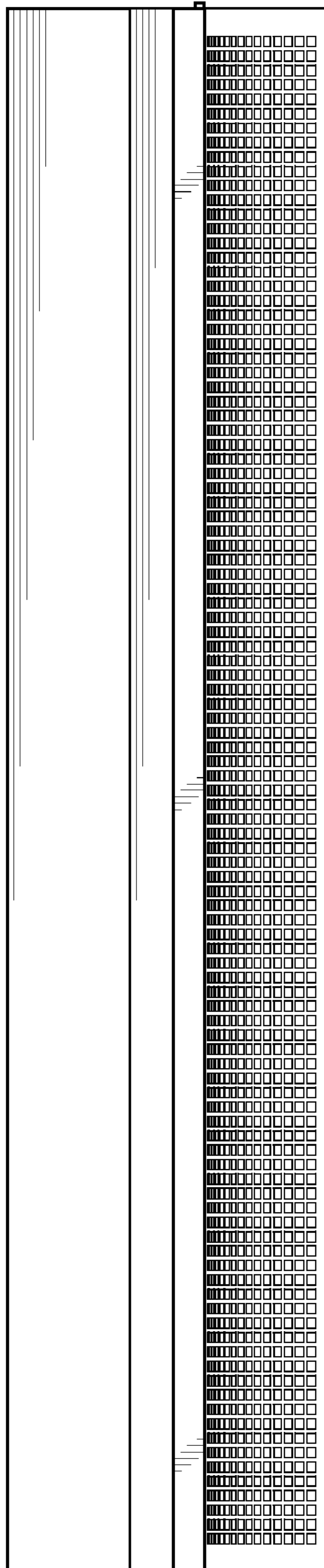


FIG. 6




FIG. 7