



US00D631014S

(12) **United States Design Patent**
Ngo

(10) **Patent No.:** **US D631,014 S**
(45) **Date of Patent:** **** Jan. 18, 2011**

(54) **STRADDLE MOUNT CONNECTOR**

(75) Inventor: **Hung Viet Ngo**, Harrisburg, PA (US)

(73) Assignee: **FCI Americas Technology LLC**,
Carson City, NV (US)

(**) Term: **14 Years**

(21) Appl. No.: **29/354,894**

(22) Filed: **Jan. 29, 2010**

(51) **LOC (9) Cl.** **13-03**

(52) **U.S. Cl.** **D13/147**

(58) **Field of Classification Search** D13/146-147,
D13/154, 156, 184; 439/159-160, 260, 325,
439/329, 395, 492, 495, 607.01, 607.04,
439/607.05, 607.17, 607.25, 607.34, 607.41,
439/607.53, 630

See application file for complete search history.

(56) **References Cited**

U.S. PATENT DOCUMENTS

D443,861 S *	6/2001	Ko et al.	D13/147
D498,210 S *	11/2004	Zhang	D13/147
D499,379 S *	12/2004	Zhu et al.	D13/147
D536,668 S *	2/2007	Ye et al.	D13/147
7,488,222 B2 *	2/2009	Clark et al.	439/825
D606,496 S *	12/2009	Ngo	D13/147

D606,497 S *	12/2009	Ngo	D13/147
D608,293 S *	1/2010	Ngo	D13/147
D610,548 S *	2/2010	Ngo	D13/147
7,690,937 B2 *	4/2010	Daily et al.	439/290

* cited by examiner

Primary Examiner—Daniel D Bui

(74) *Attorney, Agent, or Firm*—Woodcock Washburn LLP

(57) **CLAIM**

We claim the ornamental design for a straddle mount connector, as shown.

DESCRIPTION

FIG. 1 is a rear perspective view of a straddle mount connector showing my new design;

FIG. 2 is a top plan view thereof;

FIG. 3 is a bottom plan view thereof;

FIG. 4 is a front elevational view thereof;

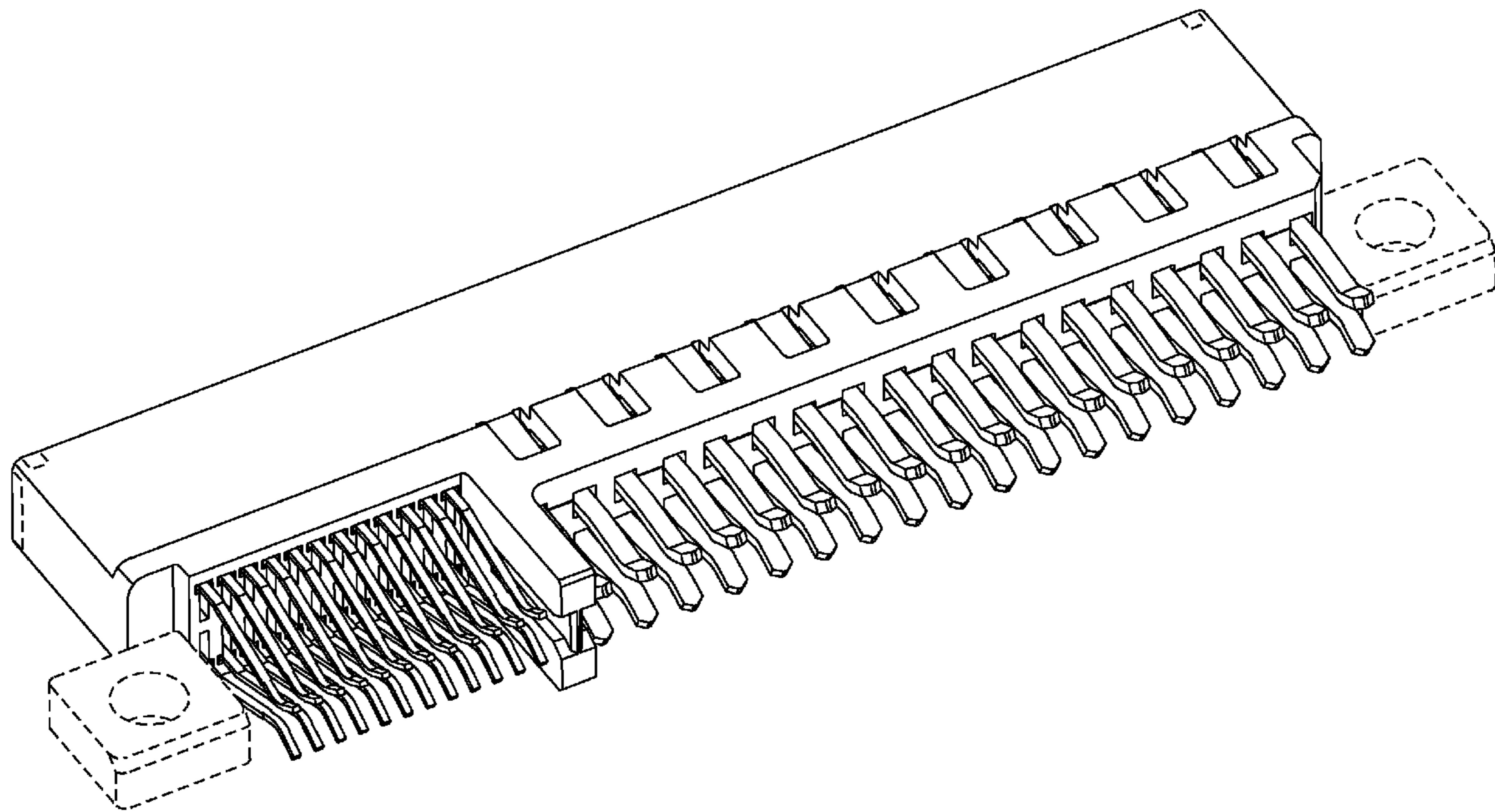
FIG. 5 is a rear elevational view thereof;

FIG. 6 is a left side elevational view thereof; and,

FIG. 7 is a right side elevational view thereof.

The broken line portion of the figure drawings is included to show unclaimed subject matter only and forms no part of the claimed design.

1 Claim, 6 Drawing Sheets



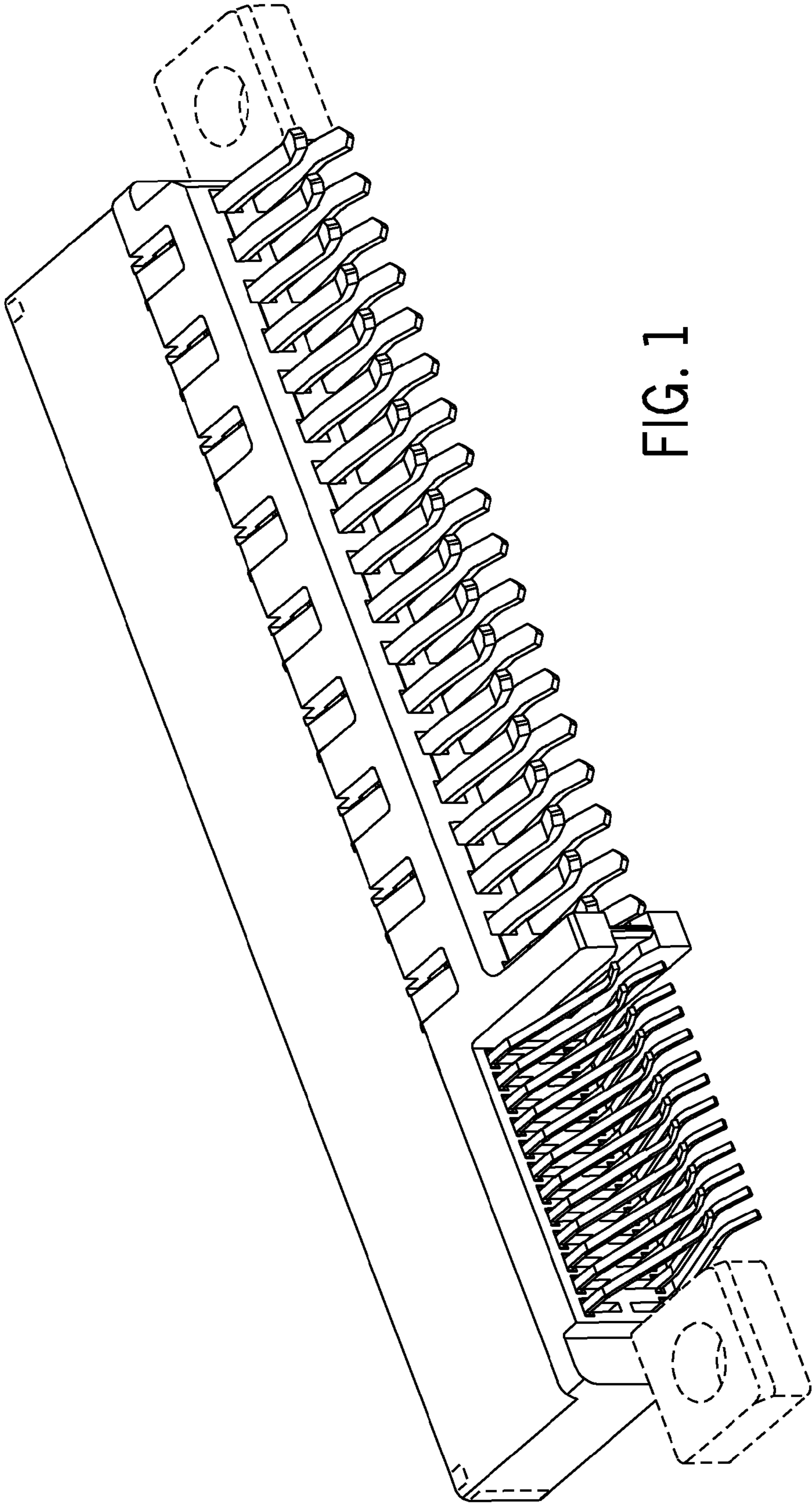


FIG. 1

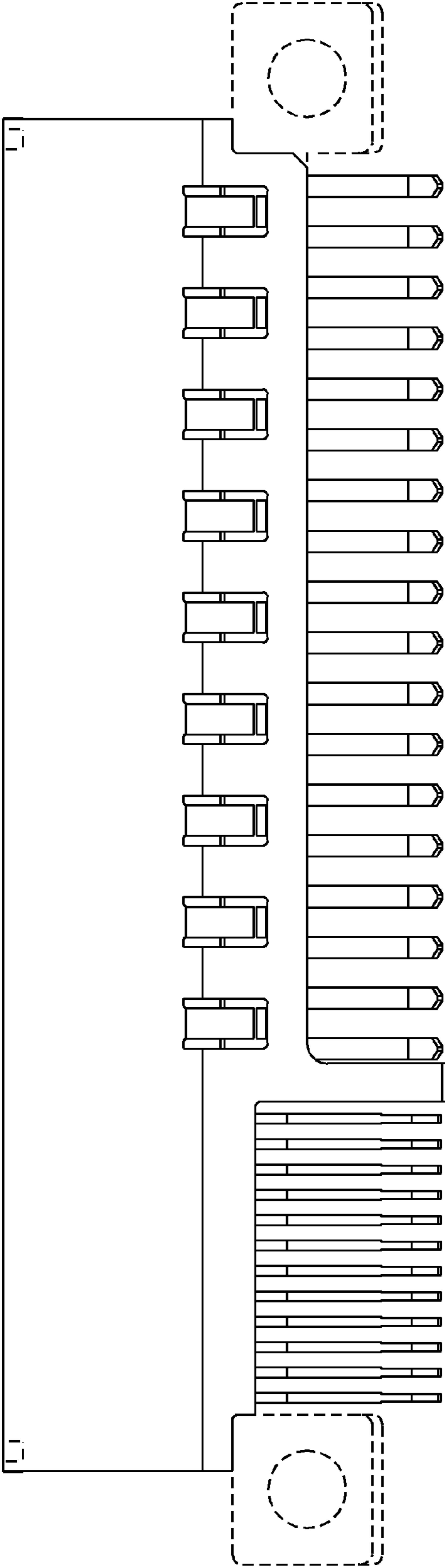


FIG. 2

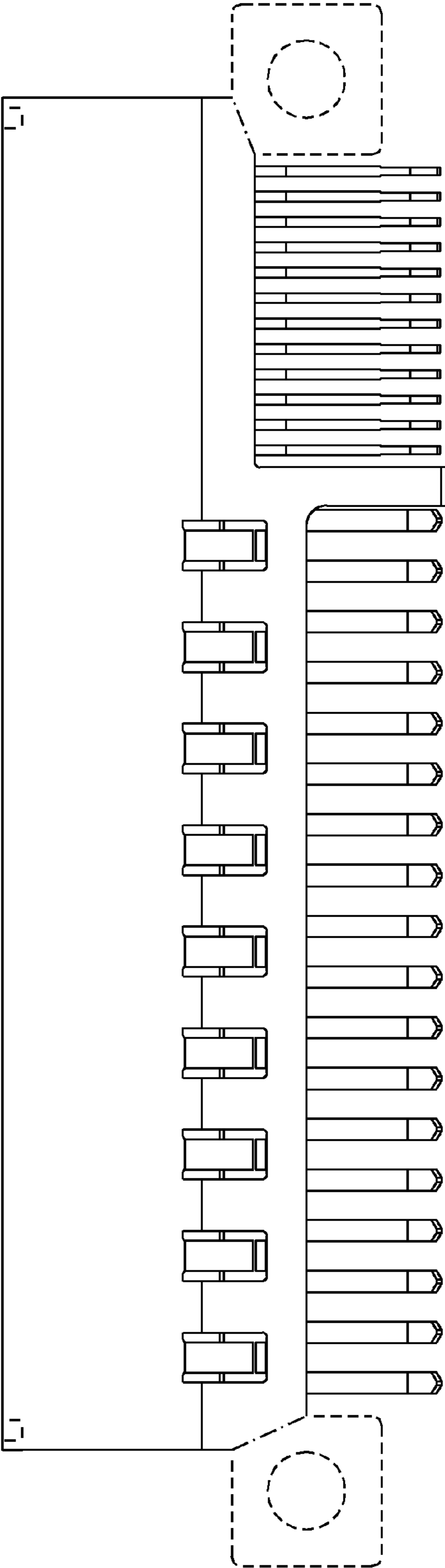


FIG. 3

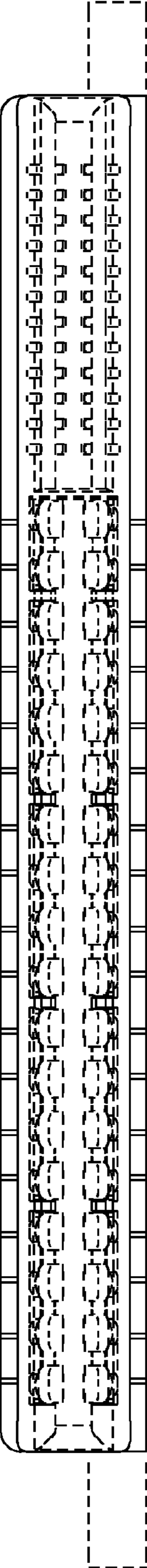


FIG. 4

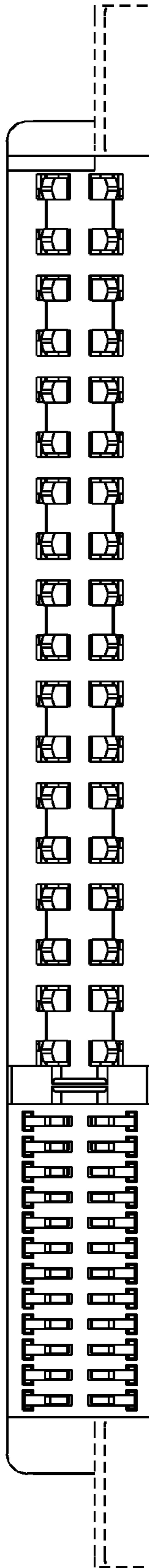


FIG. 5

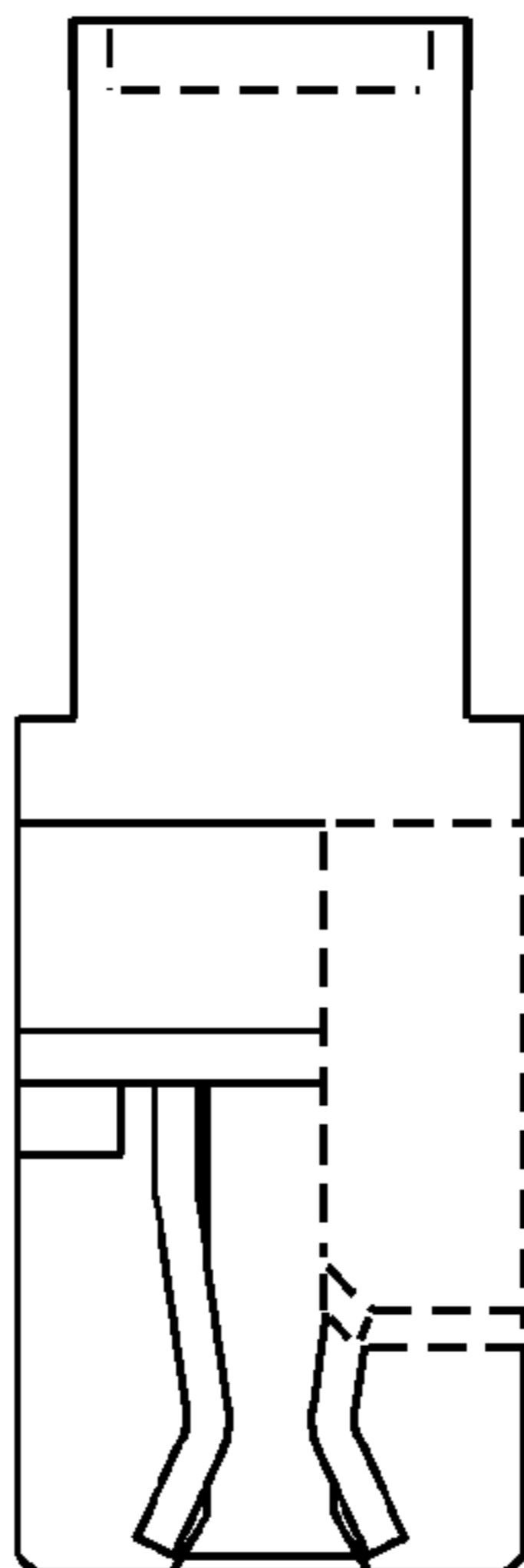


FIG. 7

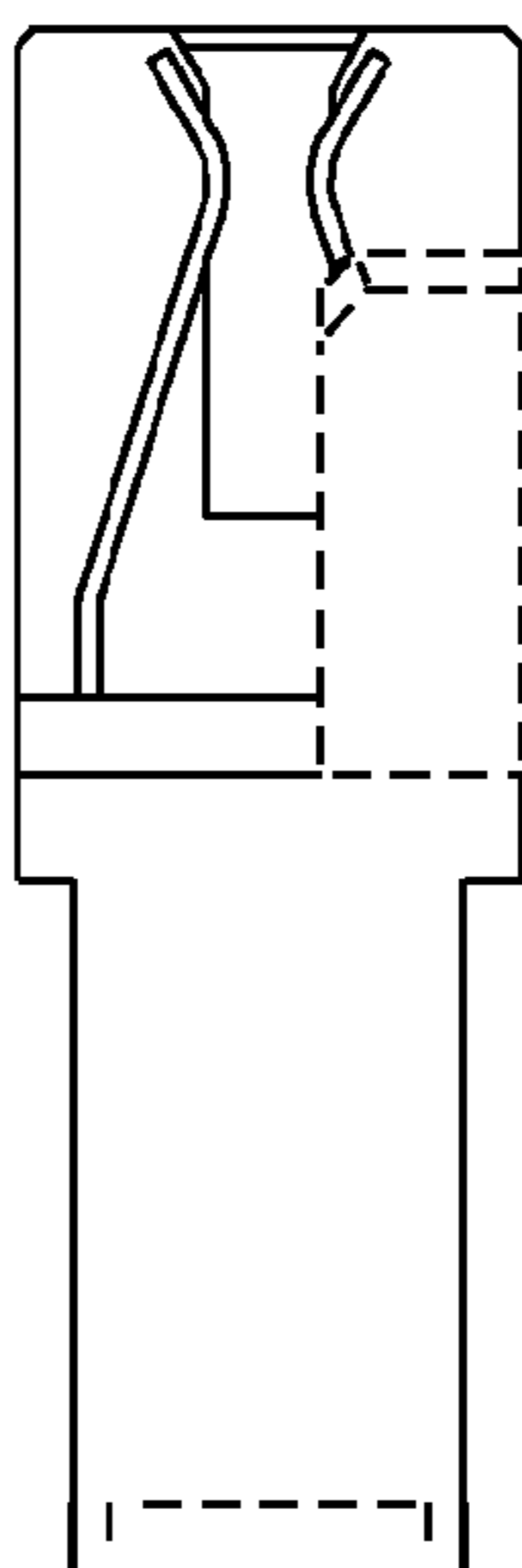


FIG. 6