



US00D631005S

(12) **United States Design Patent**
Young et al.

(10) **Patent No.:** **US D631,005 S**
(45) **Date of Patent:** **** Jan. 18, 2011**

(54) **PHOTOVOLTAIC MODULE DESIGN**

D469,399 S * 1/2003 Shugar D13/102
D560,606 S * 1/2008 McClintock et al. D13/102
D584,223 S * 1/2009 Cooper D13/102

(75) Inventors: **James R. Young**, Dearborn, MI (US);
Matthew G. Longthorne, Ottawa Hills,
OH (US)

* cited by examiner

(73) Assignee: **Xunlight Corporation**, Toledo, OH
(US)

Primary Examiner—Prabhakar Deshmukh
Assistant Examiner—Derrick Holland
(74) *Attorney, Agent, or Firm*—Emch, Schaffer, Schaub &
Porcello, Co., L.P.A.

(**) Term: **14 Years**

(21) Appl. No.: **29/361,219**

(57) **CLAIM**

(22) Filed: **May 7, 2010**

We claim the ornamental design for a photovoltaic module design, as shown and described.

(51) **LOC (9) Cl.** **13-02**

(52) **U.S. Cl.** **D13/102**

(58) **Field of Classification Search** D13/102,
D13/101, 103, 119, 184, 199; D6/580; 126/561,
126/667; 136/206, 244–251, 256, 291, 292
See application file for complete search history.

DESCRIPTION

FIG. 1 is a front elevation view of a photovoltaic module design showing our new design;

FIG. 2 is a top plan view thereof, the bottom plan view being a mirror image;

FIG. 3 is a rear elevation view thereof;

FIG. 4 is a right side elevation view thereof, the left side being a mirror image; and,

FIG. 5 is an enlarged fragmentary view of FIG. 1.

The claim has been shown broken away for ease of illustration to show indeterminate length.


The broken lines shown are for illustrative purposes only and form no part of the claimed design.

(56) **References Cited**

U.S. PATENT DOCUMENTS

5,457,057	A *	10/1995	Nath et al.	438/67
D366,585	S *	1/1996	Mueller	D6/580
D389,454	S *	1/1998	Mori	D13/102
D397,990	S *	9/1998	Fukuhara et al.	D13/102
5,868,869	A *	2/1999	Albright et al.	136/250
5,968,287	A *	10/1999	Nath	136/251
6,160,215	A *	12/2000	Curtin	136/244
D442,139	S *	5/2001	Sasaoka	D13/102
D442,549	S *	5/2001	Sasaoka	D13/119

1 Claim, 3 Drawing Sheets



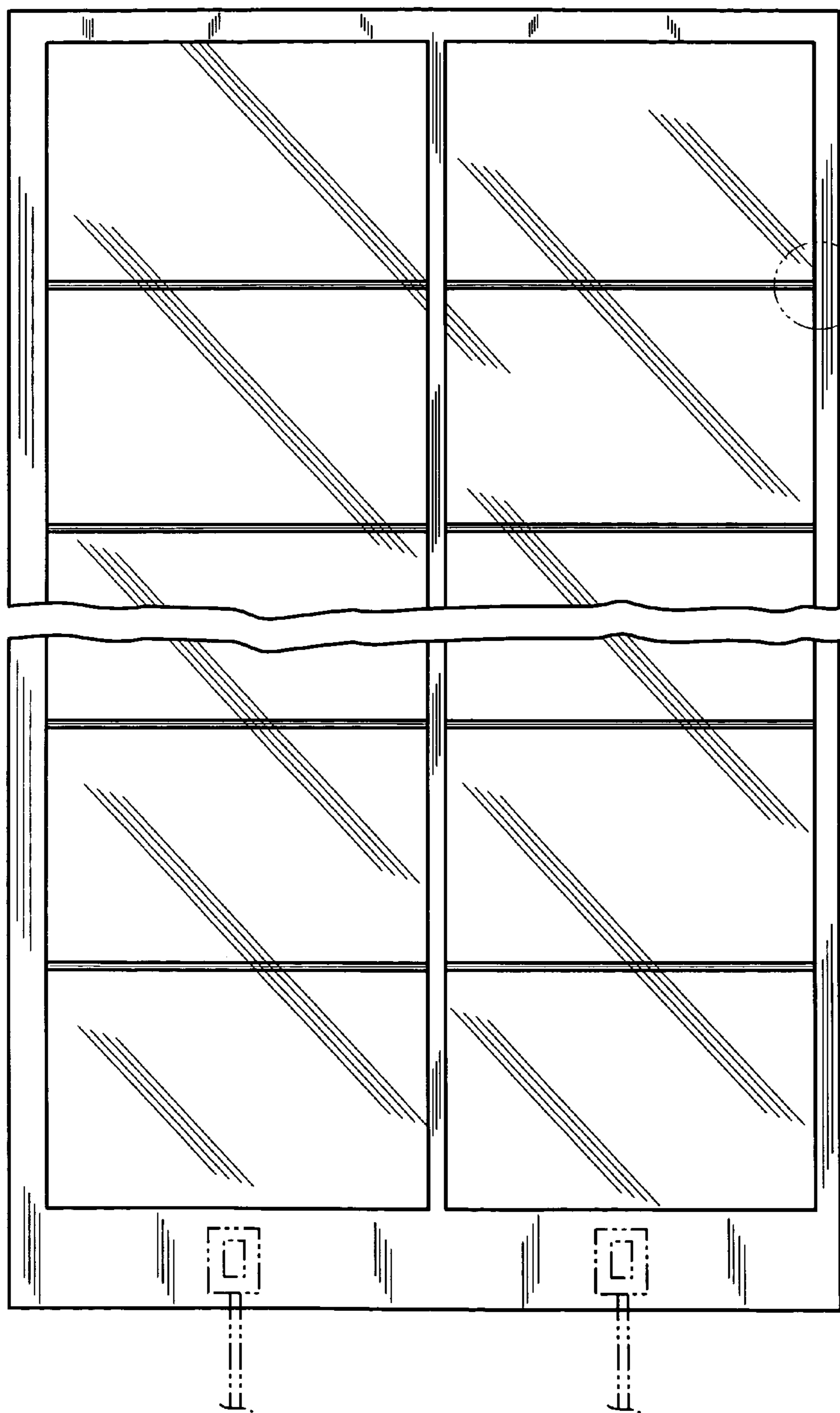
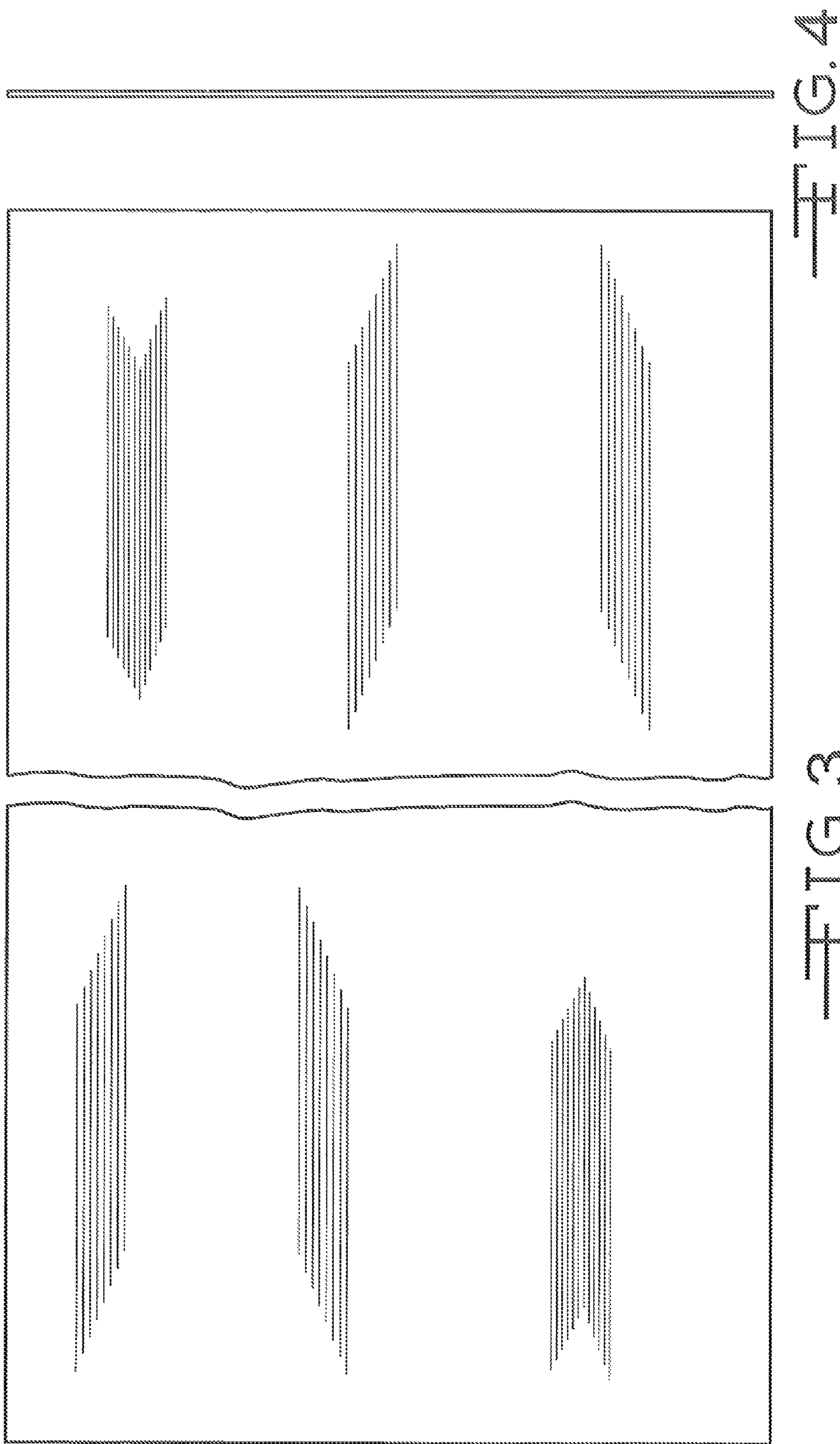


FIG. 1

FIG. 2



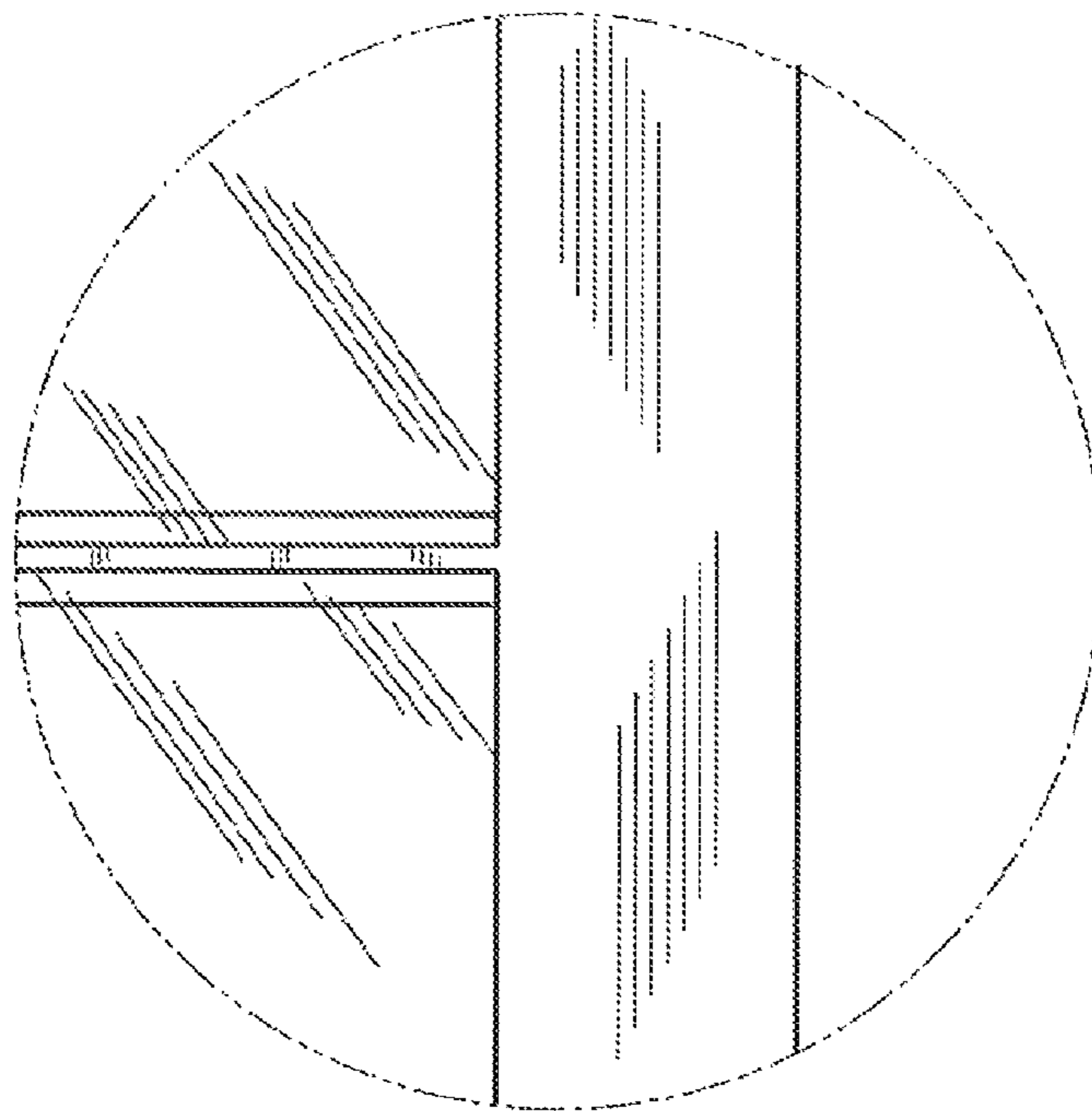


FIG. 5