



US00D630995S

(12) **United States Design Patent**  
**Cote et al.**

(10) **Patent No.:** **US D630,995 S**  
(45) **Date of Patent:** **\*\* Jan. 18, 2011**

(54) **PERSONAL WATERCRAFT WATER DEFLECTOR**

D558,122 S \* 12/2007 Tanaka et al. .... D12/307

\* cited by examiner

(75) Inventors: **Andre Cote**, Longueuil (CA); **Steve Tetreault**, Sherbrooke (CA); **Luc Lapointe**, Sherbrooke (CA); **Alexandre Curthelet**, Granby (CA); **Jacques Mayrand**, Sherbrooke (CA); **Alex Miklosi**, Sheboygan, WI (US)

*Primary Examiner*—Cynthia M Chin  
(74) *Attorney, Agent, or Firm*—Osler, Hoskin & Harcourt LLP

(73) Assignee: **Bombardier Recreational Products Inc.**, Valcourt (CA)

(57) **CLAIM**

The ornamental design for a personal watercraft water deflector, as shown and described.

(\*\*) Term: **14 Years**

**DESCRIPTION**

(21) Appl. No.: **29/336,073**

FIG. 1 is a top plan view showing a personal watercraft water deflector according to our design;

(22) Filed: **Apr. 28, 2009**

FIG. 2 is a bottom plan view thereof;

**Related U.S. Application Data**

(63) Continuation-in-part of application No. 29/324,023, filed on Sep. 4, 2008.

FIG. 3 is a left side elevation view thereof;

(51) **LOC (9) Cl.** ..... **12-06**

(52) **U.S. Cl.** ..... **D12/317; D12/307**

(58) **Field of Classification Search** ..... D12/7, D12/300, 307, 317; 114/55.5, 55.51–55.58, 114/271, 343

FIG. 4 is a right side elevation view thereof;

FIG. 5 is a rear elevation view thereof;

FIG. 6 is a front elevation view thereof; and,

FIG. 7 is a front left perspective view thereof, with a personal watercraft shown in broken lines.

See application file for complete search history.

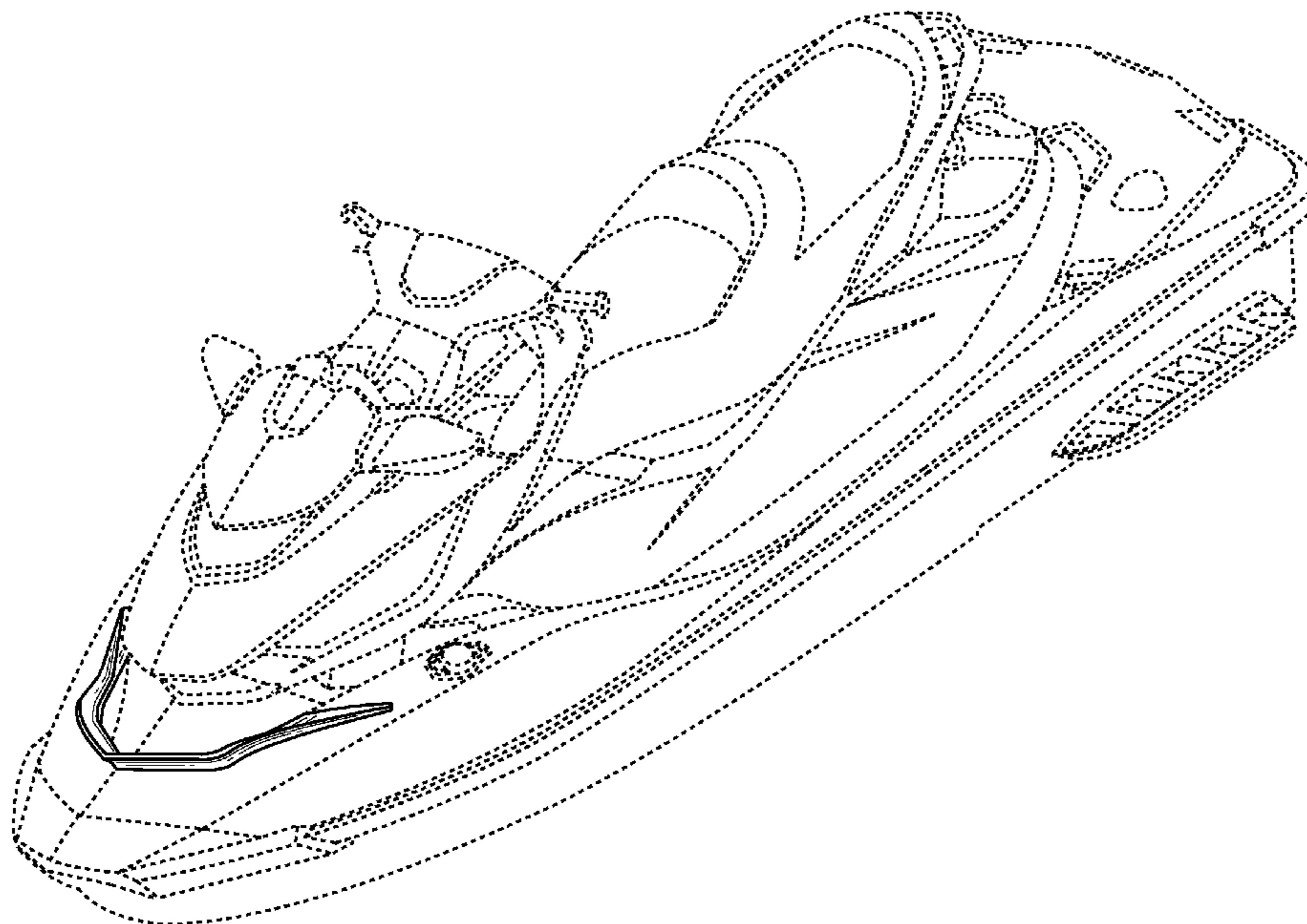
Throughout the Figures, where shown: (i) the broken lines showing additional structure of the personal watercraft water deflector and the personal watercraft on which it is shown are for illustrative purposes only and form no part of the claimed design; and (ii) in FIG. 2, the dotted/dashed lines immediately adjacent shaded surfaces represent unclaimed boundaries of the claimed design. Portions of the personal watercraft water deflector not shown in the Figures and not otherwise described in this Specification do not form part of the claimed design.

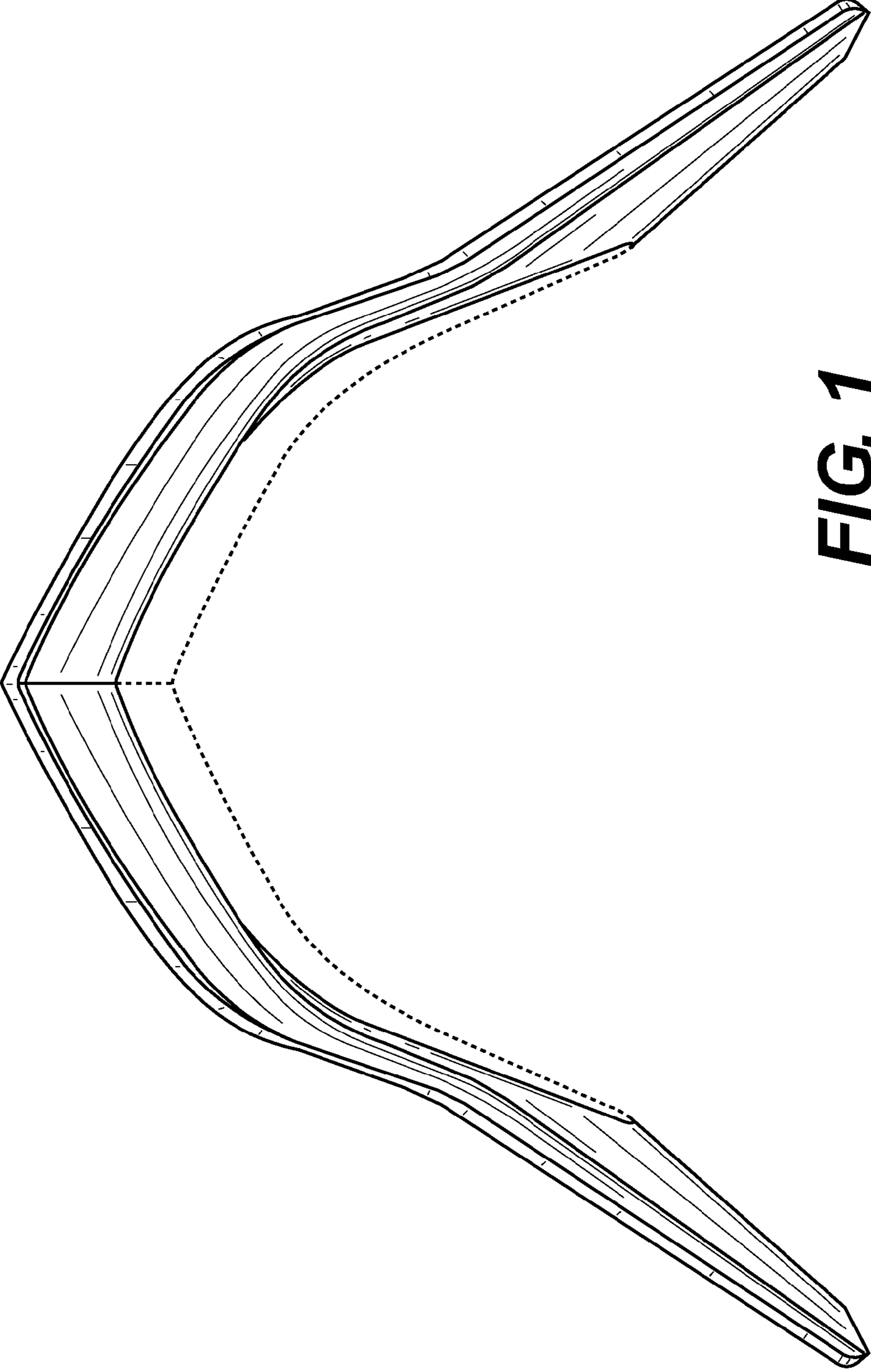
(56) **References Cited**

**U.S. PATENT DOCUMENTS**

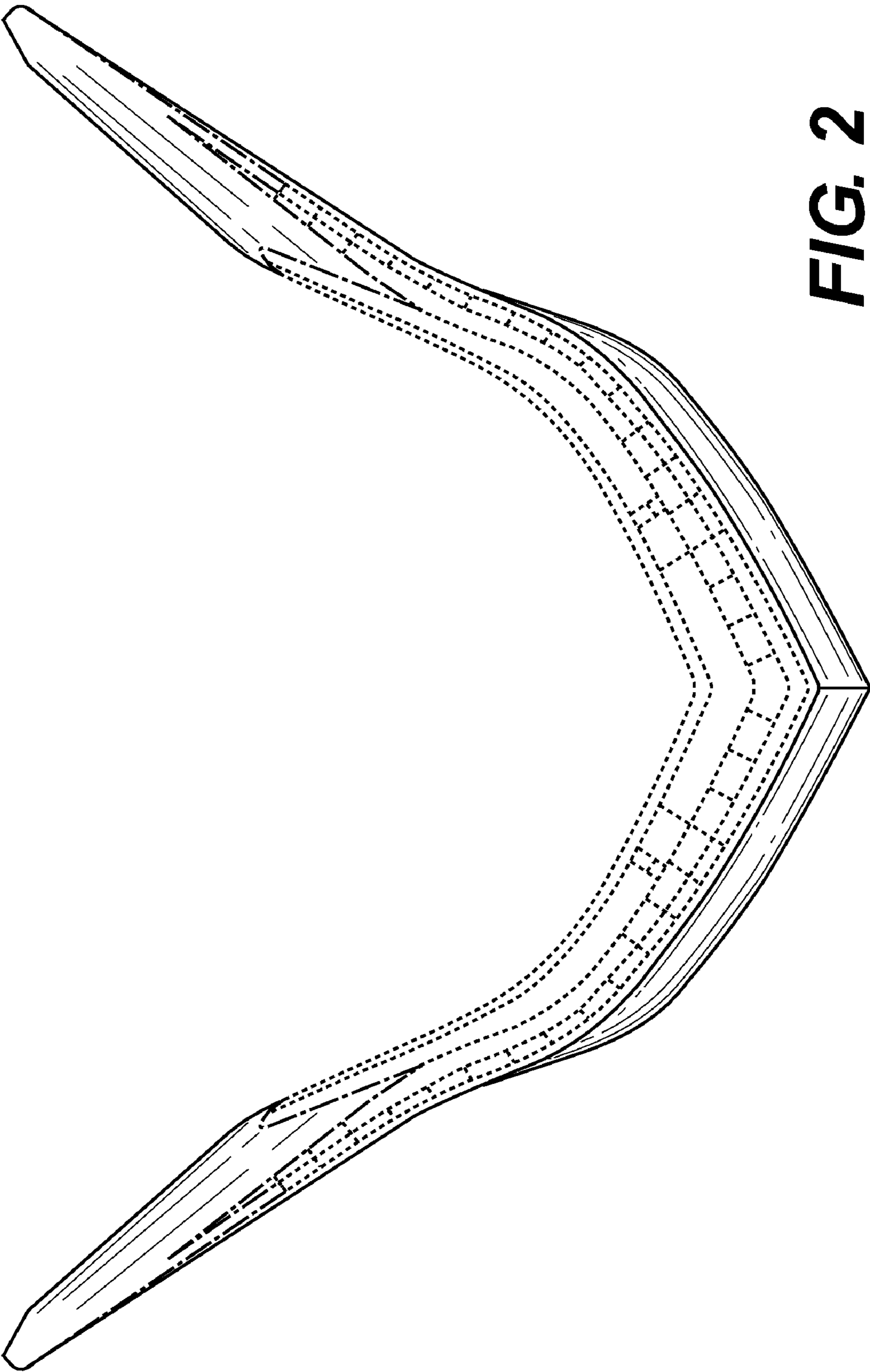
- 6,085,685 A \* 7/2000 Morishige ..... 114/343
- D476,613 S \* 7/2003 Bills et al. .... D12/317
- D483,316 S \* 12/2003 Maeda et al. .... D12/317
- D519,438 S \* 4/2006 Bucaccio et al. .... D12/307

**1 Claim, 5 Drawing Sheets**

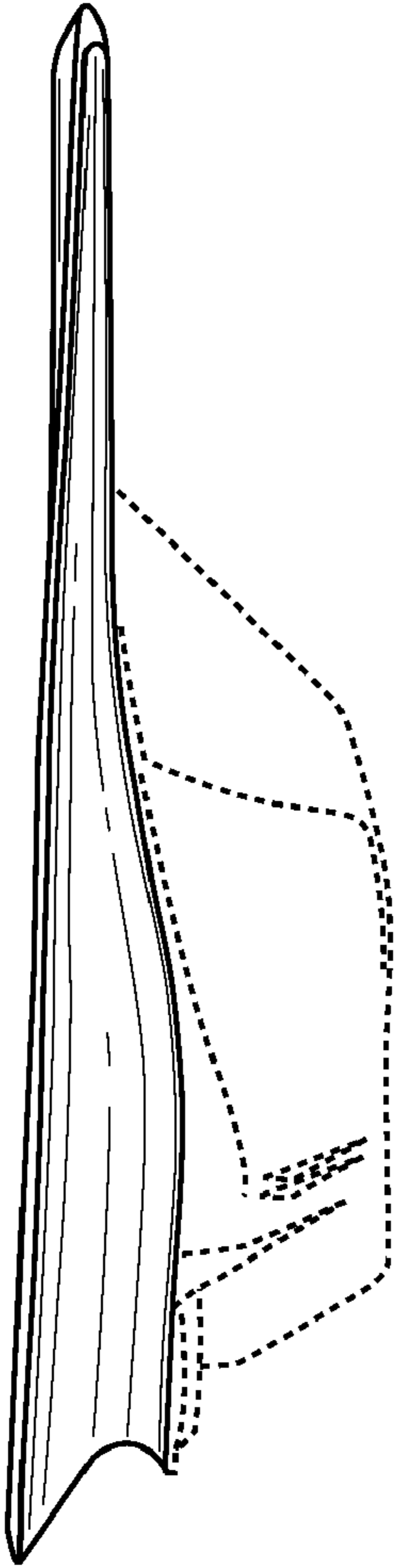




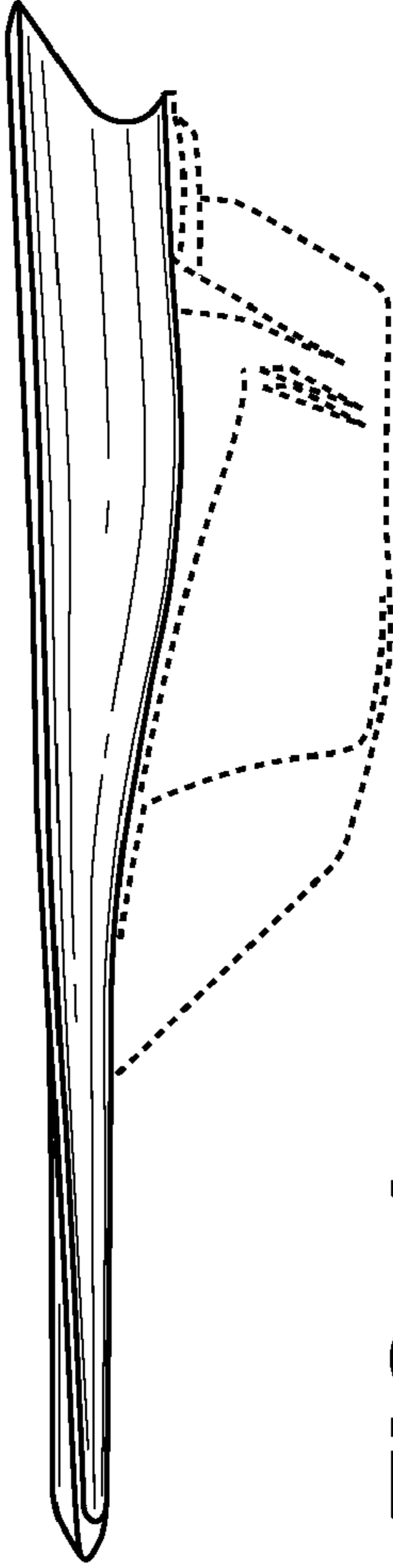
**FIG. 1**



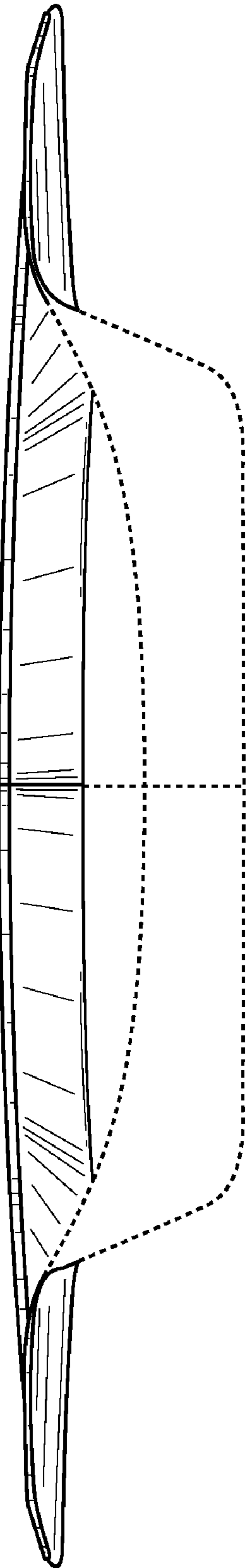
**FIG. 2**



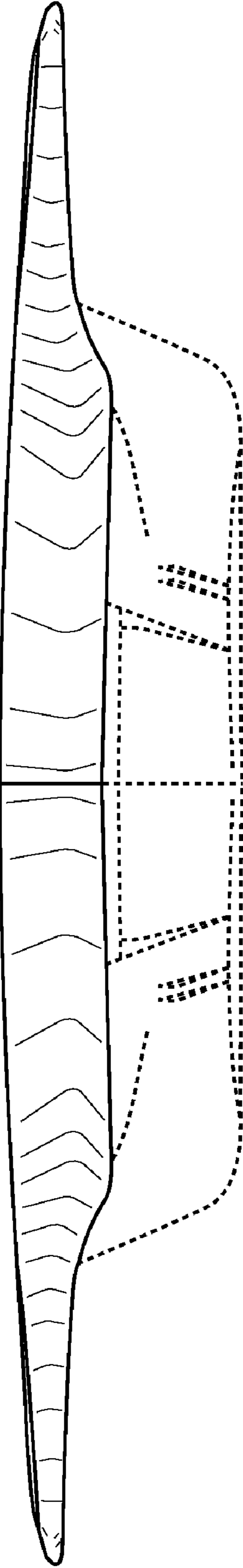
**FIG. 3**



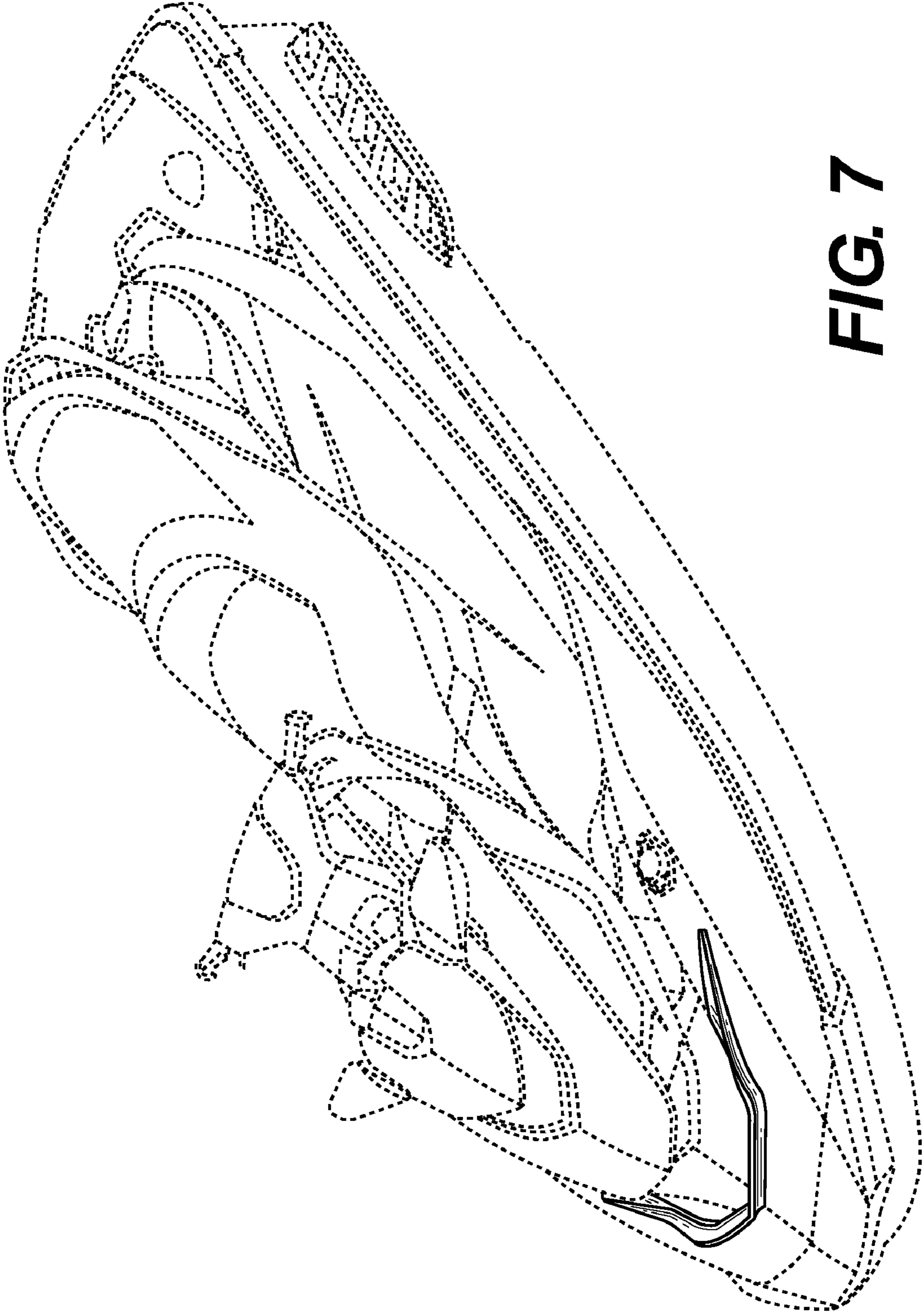
**FIG. 4**



**FIG. 5**



**FIG. 6**



**FIG. 7**