



US00D630993S

(12) **United States Design Patent**  
**Cortes**

(10) **Patent No.:** **US D630,993 S**  
(45) **Date of Patent:** **\*\* Jan. 18, 2011**

(54) **FRONT FACE OF VEHICLE WHEEL**

(75) Inventor: **Juan Cortes**, Riverside, CA (US)

(73) Assignee: **Player Wheel Group, Ltd.**,  
Youngstown, OH (US)

(\*\*) Term: **14 Years**

(21) Appl. No.: **29/375,404**

(22) Filed: **Sep. 22, 2010**

(51) **LOC (9) Cl.** ..... **12-16**

(52) **U.S. Cl.** ..... **D12/211**

(58) **Field of Classification Search** ..... D12/204-213;  
301/37.101, 64.101, 65, 64.201

See application file for complete search history.

(56) **References Cited**

**U.S. PATENT DOCUMENTS**

D327,049 S *	6/1992	Boyer .....	D12/211
D428,847 S *	8/2000	Hussaini et al. ....	D12/211
D441,705 S *	5/2001	Brintouch .....	D12/204
D442,531 S *	5/2001	Brintouch .....	D12/204

D489,666 S *	5/2004	Foose .....	D12/209
D504,375 S *	4/2005	Hussaini et al. ....	D12/204
D516,003 S *	2/2006	Huet .....	D12/211
D529,855 S *	10/2006	Kern .....	D12/211
D578,052 S *	10/2008	McMath .....	D12/205
D617,246 S *	6/2010	Zhao .....	D12/209

\* cited by examiner

*Primary Examiner*—Stacia Cadmus

(74) *Attorney, Agent, or Firm*—Robert J. Herberger

(57) **CLAIM**

The ornamental design for a front face of vehicle wheel, as shown and described.


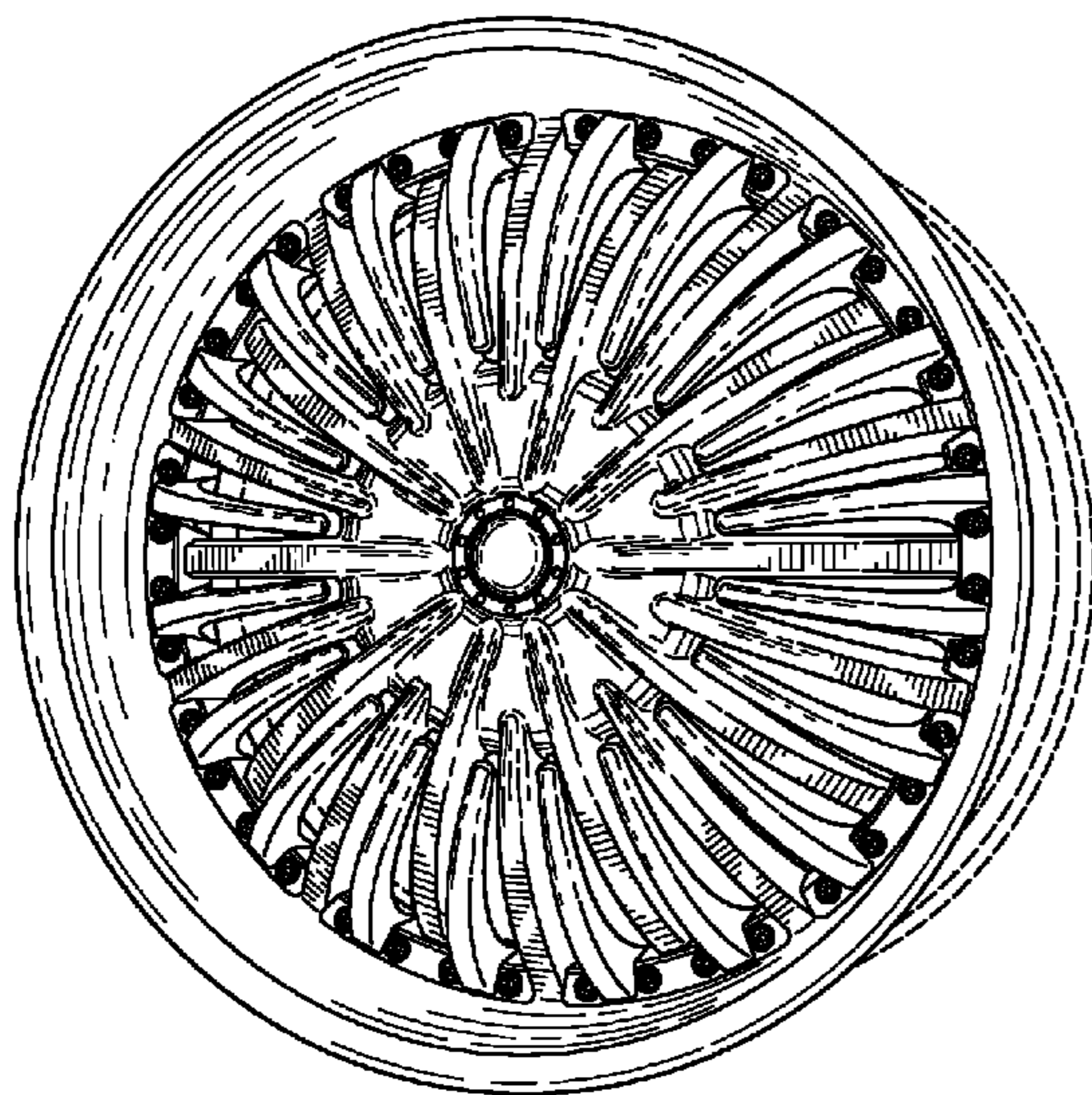
**DESCRIPTION**

FIG. 1 is a perspective view of the front face of a vehicle wheel according to the present invention; and,

FIG. 2 is a front elevational view thereof.

The broken line showing of environment is for illustrative purposes only and forms no part of the claimed design.

**1 Claim, 2 Drawing Sheets**



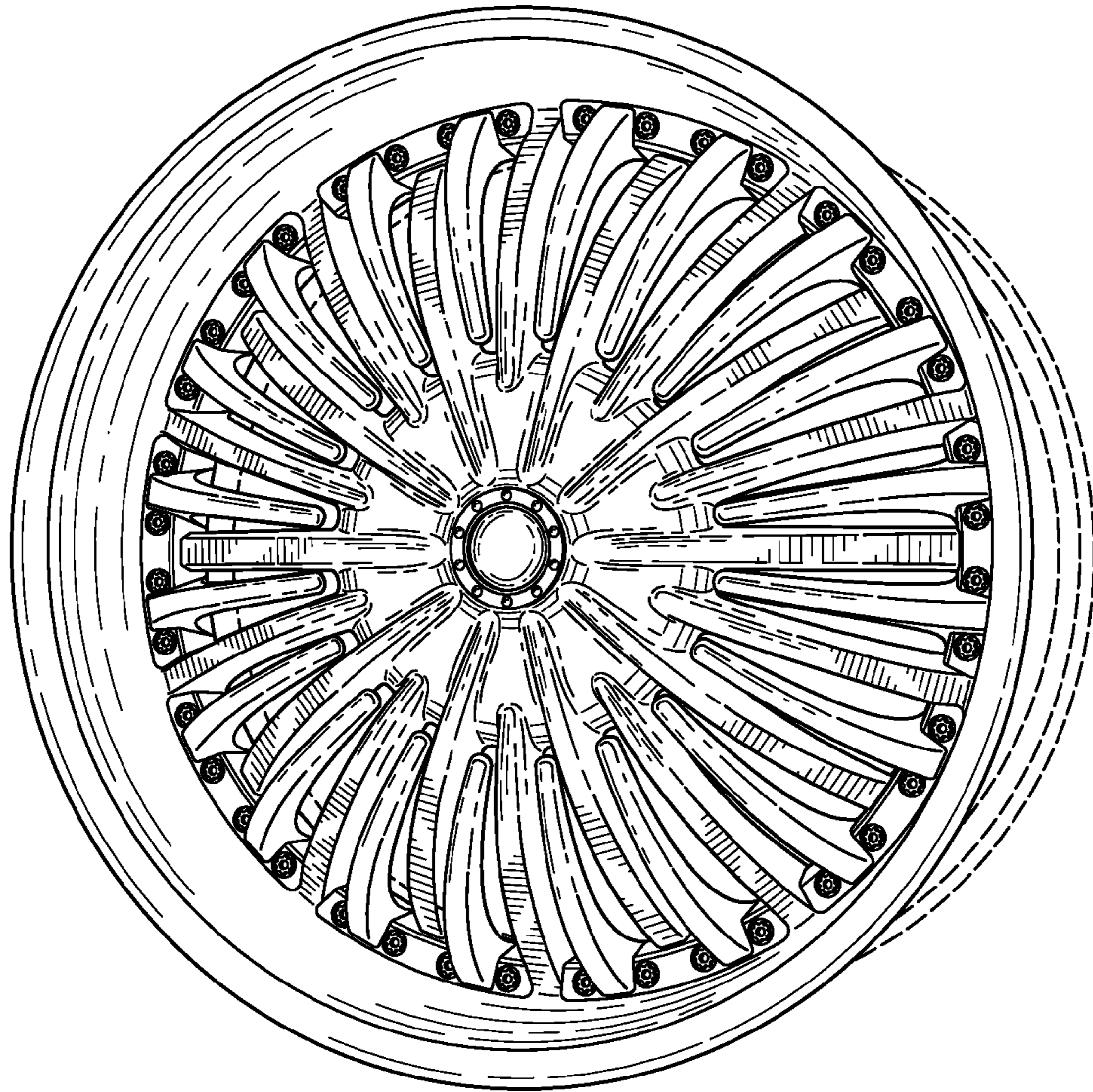



FIG. 1



*FIG. 2*