



US00D630981S

(12) **United States Design Patent**  
**Rao**

(10) **Patent No.:** **US D630,981 S**  
(45) **Date of Patent:** **\*\* Jan. 18, 2011**

(54) **CUSTOM AUTOMOBILE BUMPER**

(75) Inventor: **Charles Rao**, Santa Barbara, CA (US)

(73) Assignee: **Charles Rao, Jr.**, Santa Barbara, CA (US)

(\*\*) Term: **14 Years**

(21) Appl. No.: **29/368,395**

(22) Filed: **Aug. 23, 2010**

(51) **LOC (9) Cl.** ..... **12-16**

(52) **U.S. Cl.** ..... **D12/169**

(58) **Field of Classification Search** ..... D12/169,  
D12/196, 171, 163, 216, 90-92, 86, 96; 293/102,  
293/113, 115, 117, 120; 296/180.1, 180.2  
See application file for complete search history.

(56) **References Cited**

**U.S. PATENT DOCUMENTS**

D603,308 S \* 11/2009 Schiavone et al. .... D12/169

D614,090 S \* 4/2010 Ectors et al. .... D12/169

D614,099 S \* 4/2010 Ectors et al. .... D12/181  
D617,695 S \* 6/2010 Lamm et al. .... D12/169  
D617,697 S \* 6/2010 Lamm et al. .... D12/169

\* cited by examiner

*Primary Examiner*—Melody N Brown

(74) *Attorney, Agent, or Firm*—Felix L. Fischer

(57) **CLAIM**

The ornamental design for a custom automobile bumper, as shown and described.

**DESCRIPTION**

FIG. 1 is a top and right side perspective view of a custom automobile bumper showing my new design;

FIG. 2 is a front view of the bumper of FIG. 1;

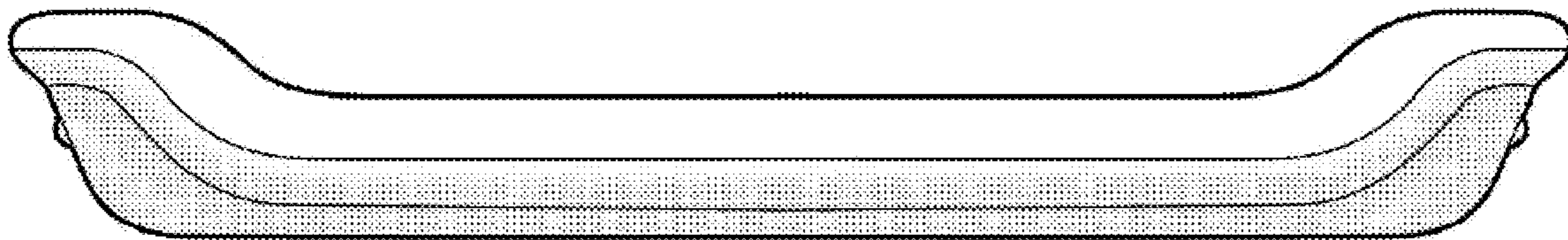
FIG. 3 is a rear view of the bumper of FIG. 1;

FIG. 4 is a right side view of the bumper of FIG. 1; and

FIG. 5 is left side view of the bumper of FIG. 1; and,

FIG. 6 is a top view of the bumper of FIG. 1.

**1 Claim, 5 Drawing Sheets**



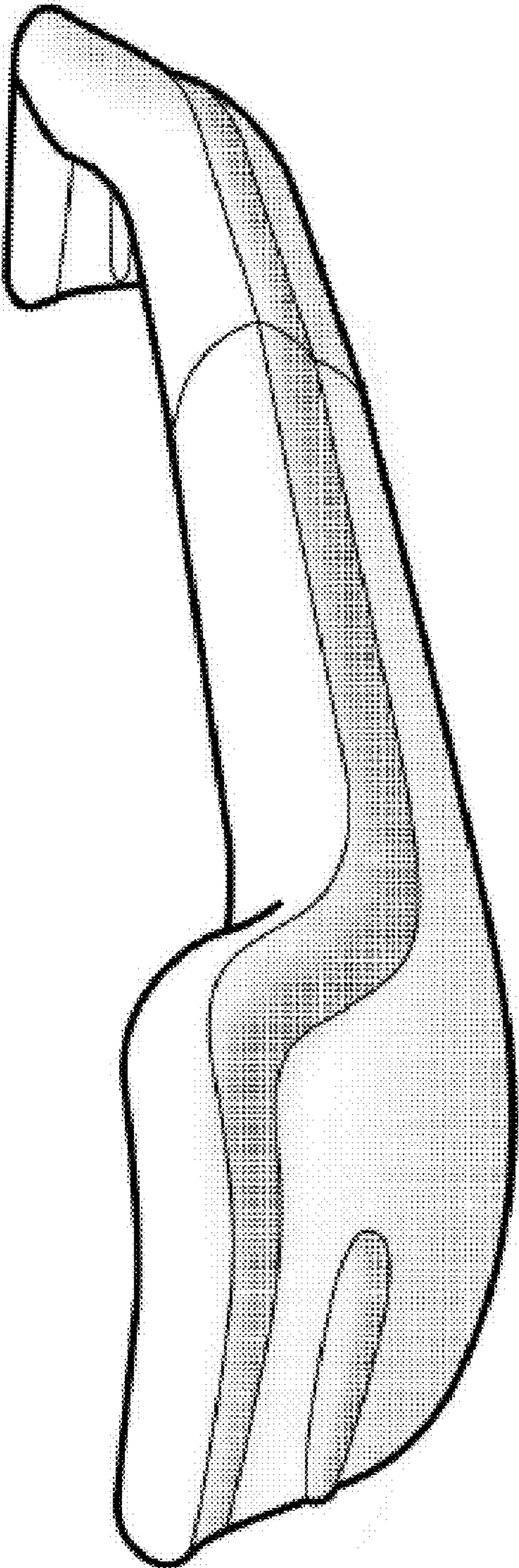


FIG. 1




FIG. 2

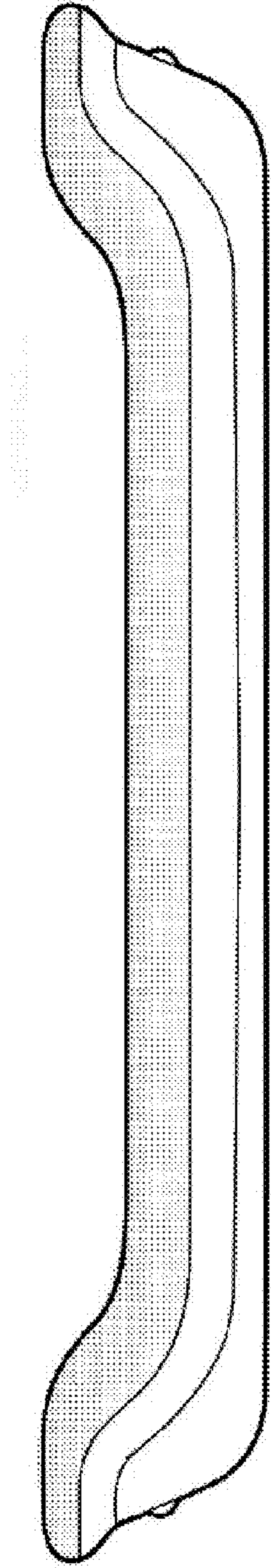


FIG. 3

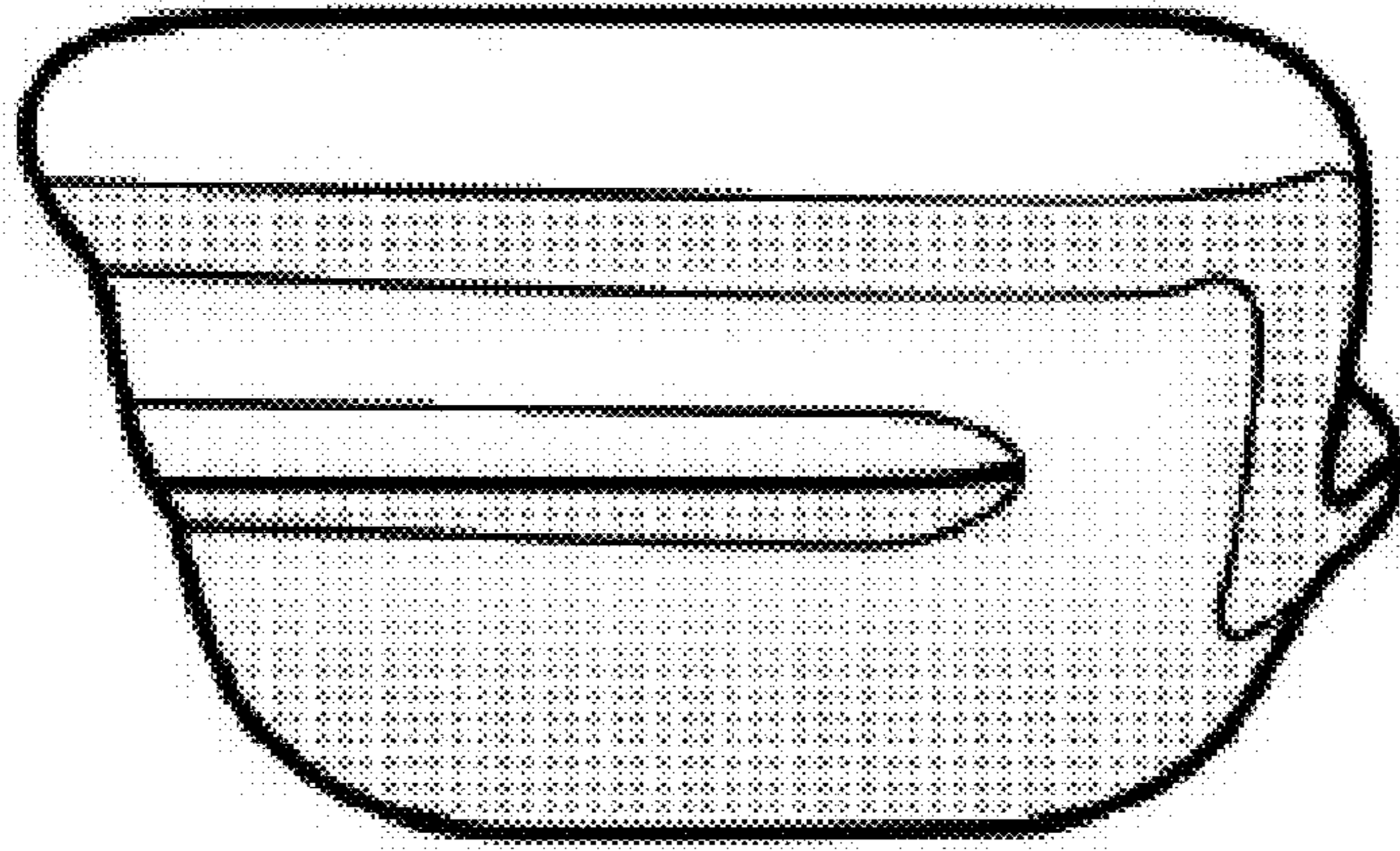


FIG. 4

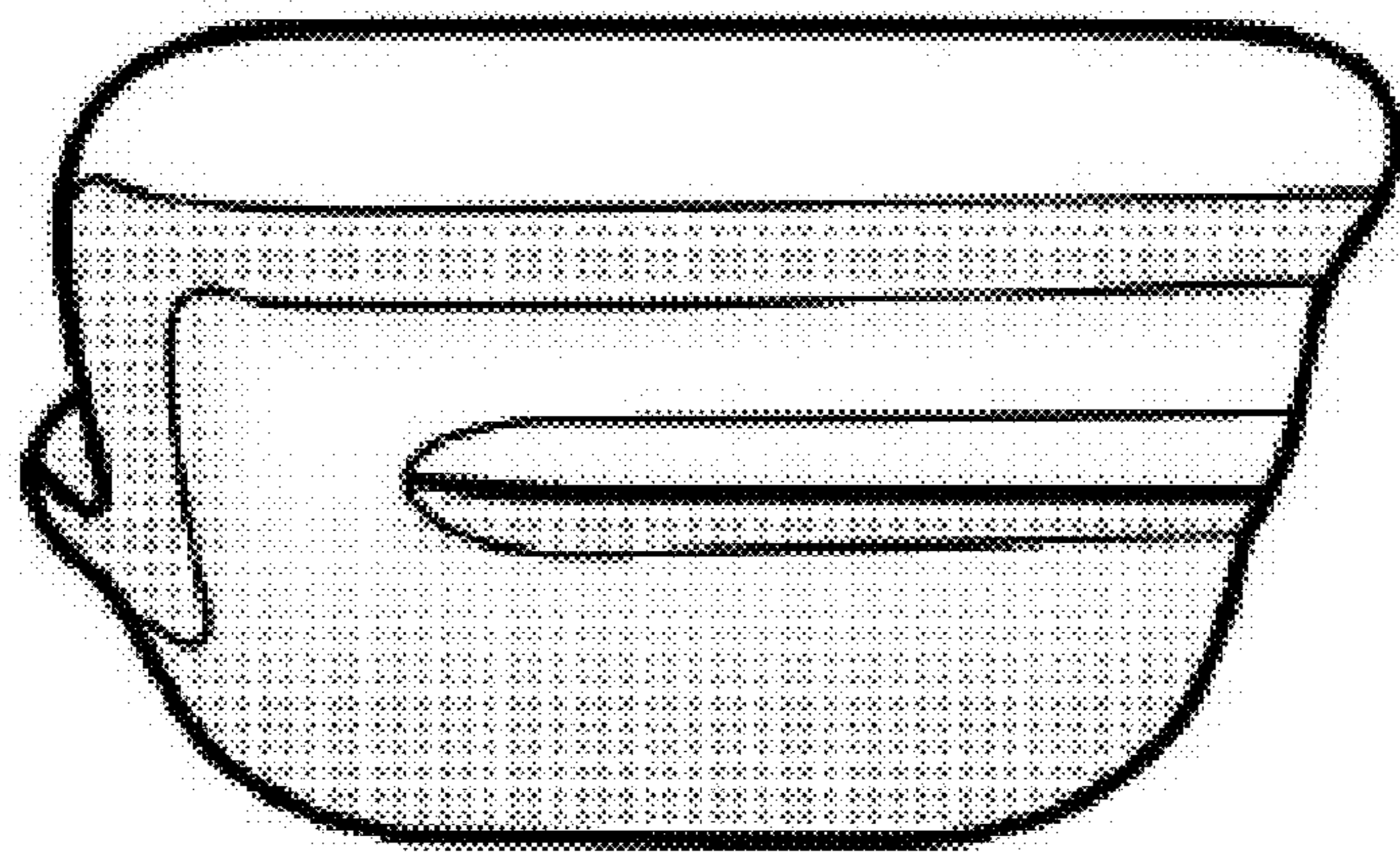


FIG. 5

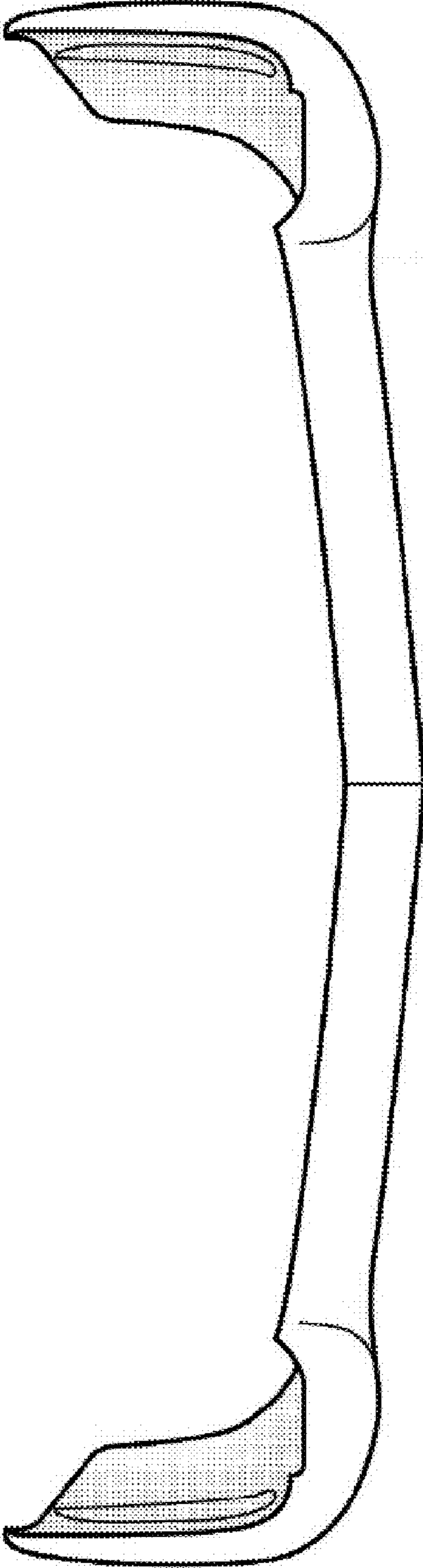


FIG. 6