

US00D630951S

(12) **United States Design Patent**  
**Lim**

(10) **Patent No.:** **US D630,951 S**

(45) **Date of Patent:** **\*\* Jan. 18, 2011**

(54) **COSMETIC RECEPTACLE**

(75) Inventor: **Jun-Kuk Lim**, Gyeonggi-do (KR)

(73) Assignee: **Toly Korea, Inc.**, Gyeonggi-do (KR)

(\*\*) Term: **14 Years**

(21) Appl. No.: **29/355,658**

(22) Filed: **Feb. 11, 2010**

(51) **LOC (9) Cl.** ..... **09-03**

(52) **U.S. Cl.** ..... **D9/723; D9/725**

(58) **Field of Classification Search** ..... D9/723,  
D9/724, 725, 726, 727; D19/41, 71; 401/52,  
401/192, 196, 202, 209–220; D28/7, 85  
See application file for complete search history.

(56) **References Cited**

**U.S. PATENT DOCUMENTS**

D303,926 S	*	10/1989	Venne et al.	.....	D9/725
D308,330 S	*	6/1990	Teece	.....	D9/725
D308,476 S	*	6/1990	Rosenberg	.....	D9/725
D406,054 S	*	2/1999	Wagner	.....	D9/725
D532,315 S	*	11/2006	Moutinho	.....	D9/725
D560,251 S	*	1/2008	Hartelius et al.	.....	D19/41

\* cited by examiner

*Primary Examiner*—Shanda C Hill

(74) *Attorney, Agent, or Firm*—Levine & Mandelbaum

(57) **CLAIM**

I claim the ornamental design for a cosmetic receptacle, as shown.

**DESCRIPTION**

FIG. 1 is a perspective view from the front, right side, and top of a cosmetic receptacle showing my new design.

FIG. 2 is front view thereof.

FIG. 3 is rear view thereof.

FIG. 4 is right side view thereof.

FIG. 5 is left side view thereof.

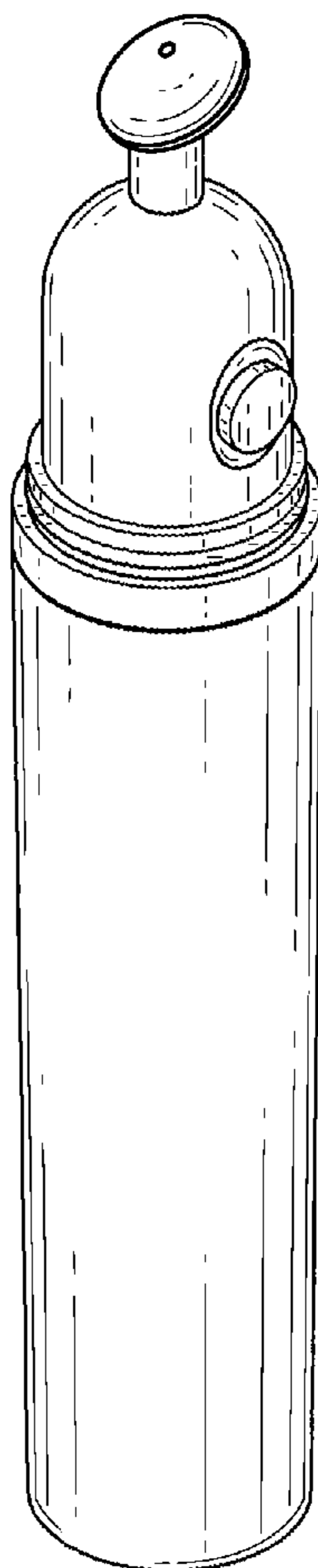
FIG. 6 is top plan view thereof.

FIG. 7 is bottom plan view thereof; and,

FIG. 8 is a perspective view from the front, right side and top shown in a preferred environment.

The broken lines shown in the drawing disclosure are for illustrative purposes only and form no part of the claimed design.

**1 Claim, 7 Drawing Sheets**



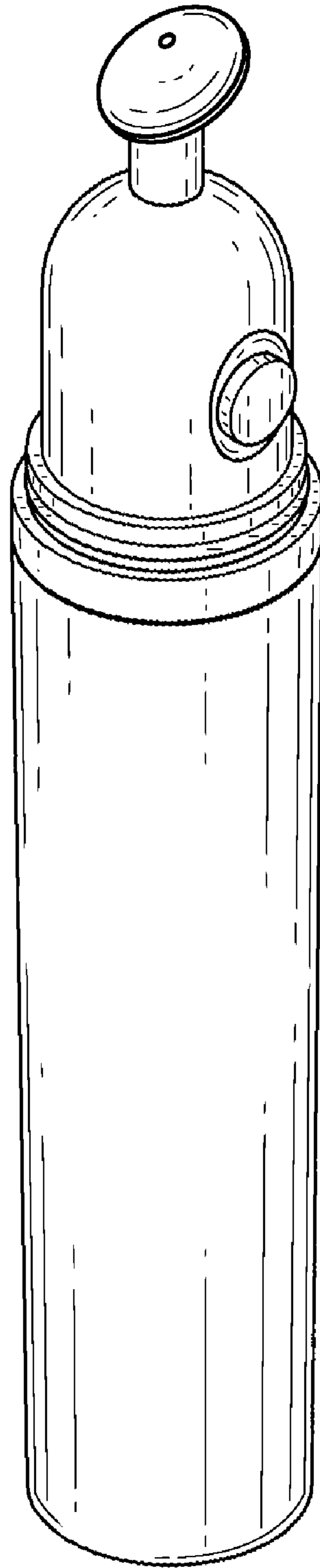


FIG. 1




FIG. 2

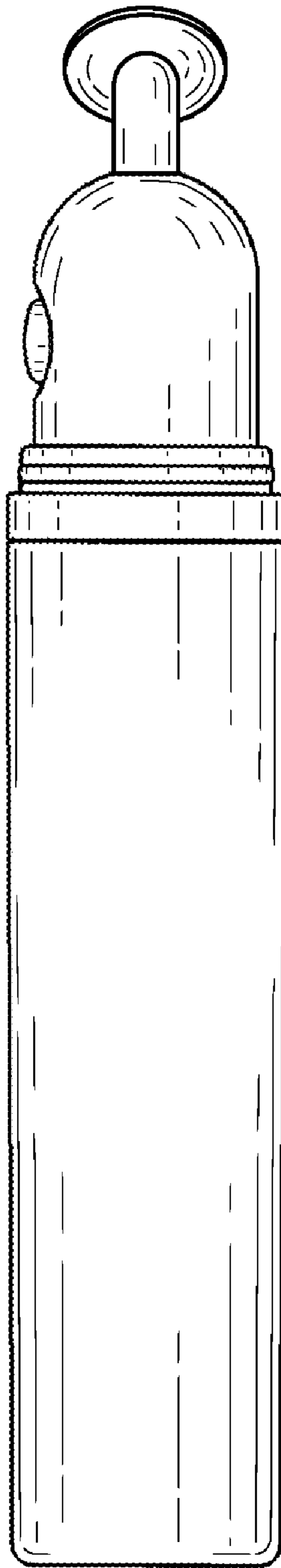


FIG. 3




FIG. 4




FIG. 5

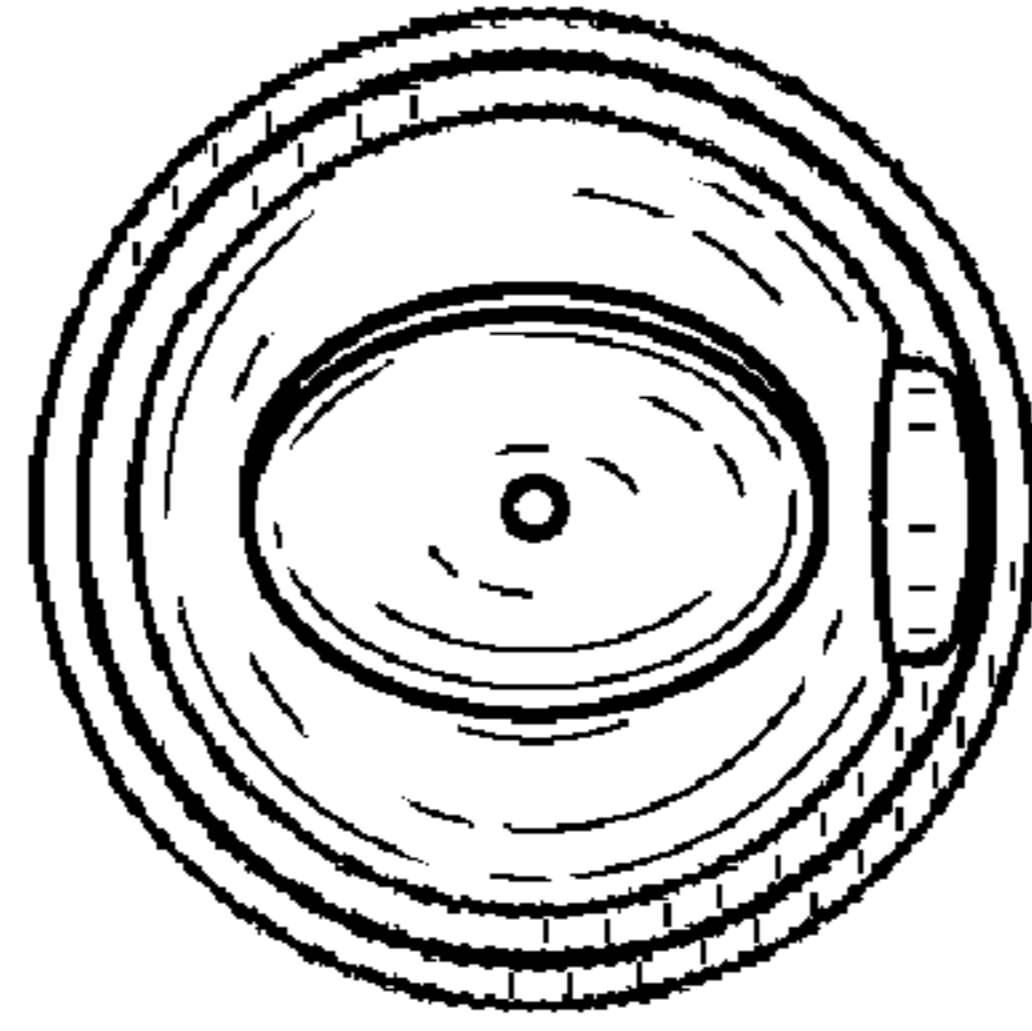


FIG. 6

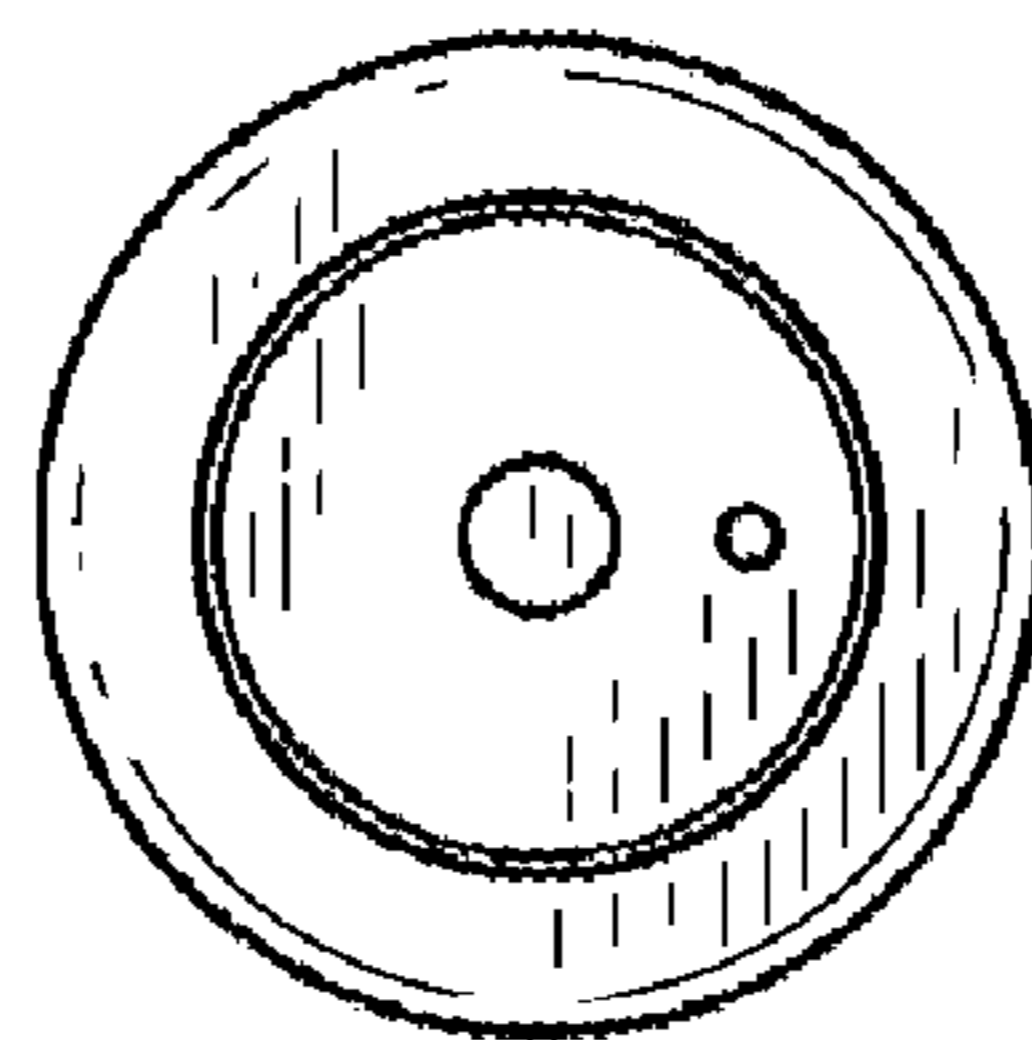


FIG. 7

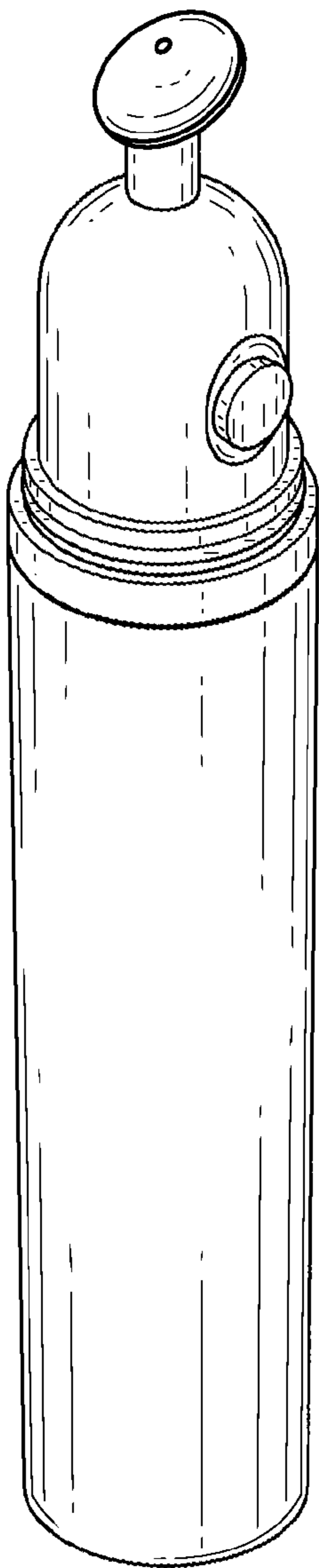



FIG. 8