

US00D630937S

(12) **United States Design Patent**
Busch

(10) **Patent No.:** **US D630,937 S**
(45) **Date of Patent:** **** Jan. 18, 2011**

(54) **ANCHOR SLEEVE**

(75) Inventor: **Susann Busch**, Stuttgart (DE)

(73) Assignee: **Fischerwerke GmbH & Co. KG** (DE)

(**) Term: **14 Years**

(21) Appl. No.: **29/369,105**

(22) Filed: **Sep. 2, 2010**

Related U.S. Application Data

(62) Division of application No. 29/346,687, filed on Nov. 4, 2009.

(30) **Foreign Application Priority Data**

May 20, 2009 (EM) 001138598

(51) **LOC (9) Cl.** **08-08**

(52) **U.S. Cl.** **D8/385**

(58) **Field of Classification Search** D8/382,
D8/349, 356, 363, 373, 380; D25/133, 136,
D25/199; 248/250, 235, 200, 300; 411/80.2,
411/82

See application file for complete search history.

(56) **References Cited**

U.S. PATENT DOCUMENTS

D34,031 S * 2/1901 Milliban D8/385
D106,861 S * 11/1937 Dellinger D8/385

D217,118 S * 4/1970 Thake D8/385
4,978,265 A * 12/1990 De Wan 411/80.2
5,562,377 A * 10/1996 Giannuzzi et al. 411/82
6,135,687 A * 10/2000 Leek et al. 411/10
D491,452 S * 6/2004 Siemens D8/382
2005/0089384 A1 * 4/2005 Pratt 411/82

* cited by examiner

Primary Examiner—Holly H Baynham

Assistant Examiner—Sheryl Lane

(74) *Attorney, Agent, or Firm*—Renner, Otto, Boisselle & Sklar, LLP

(57) **CLAIM**

The ornamental design for an anchor sleeve, as shown and described.

DESCRIPTION

FIG. 1 is a perspective view of an anchor sleeve showing my new design.

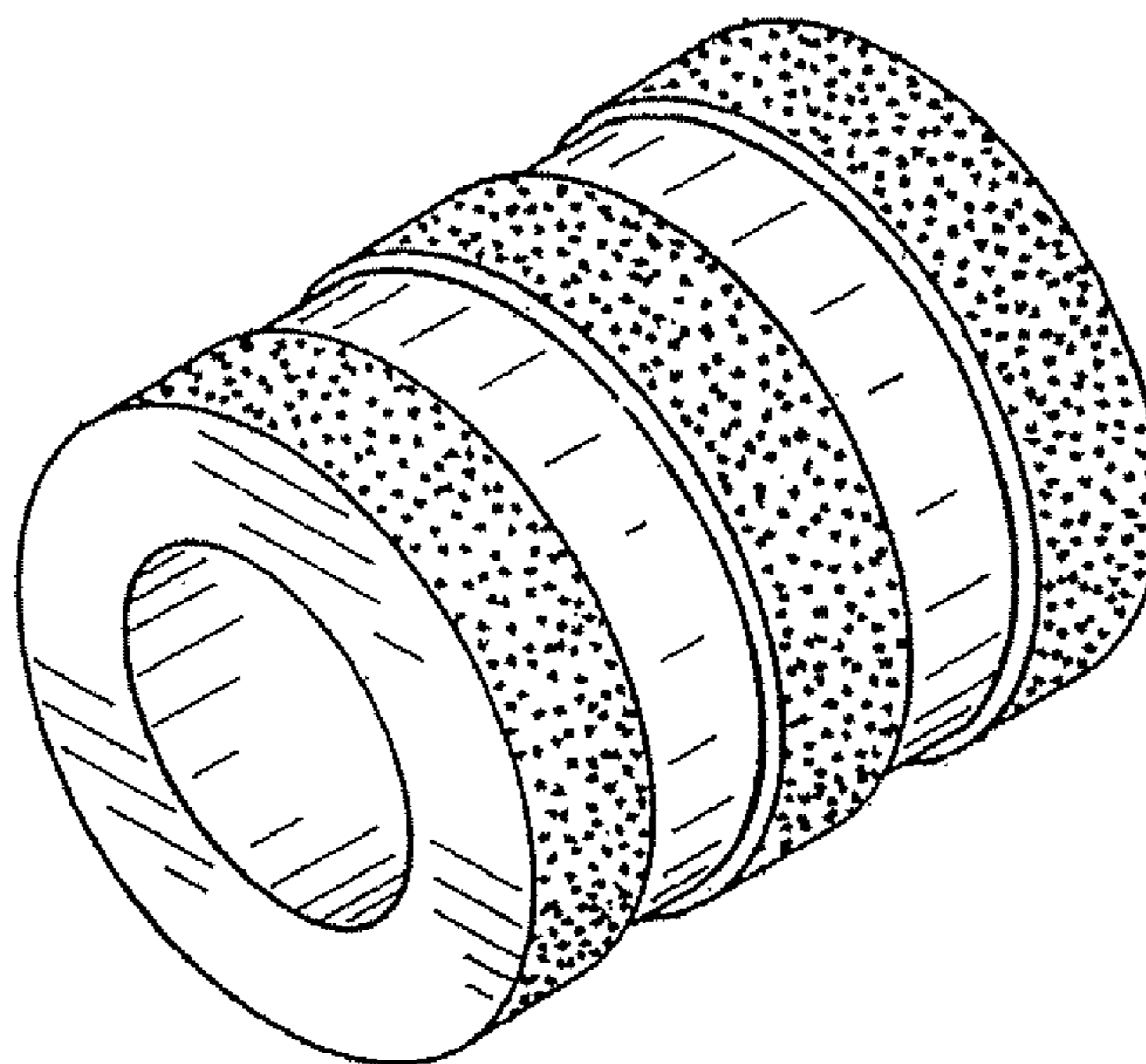
FIG. 2 is a side view of one side thereof, the opposite side being a mirror image.

FIG. 3 is a top view thereof, the bottom view being a mirror image; and,

FIG. 4 is a right end view thereof, the left end view being a mirror image.

The broken line showing in FIG. 2 is for illustrative purposes only and forms no part of the claimed design.

1 Claim, 1 Drawing Sheet



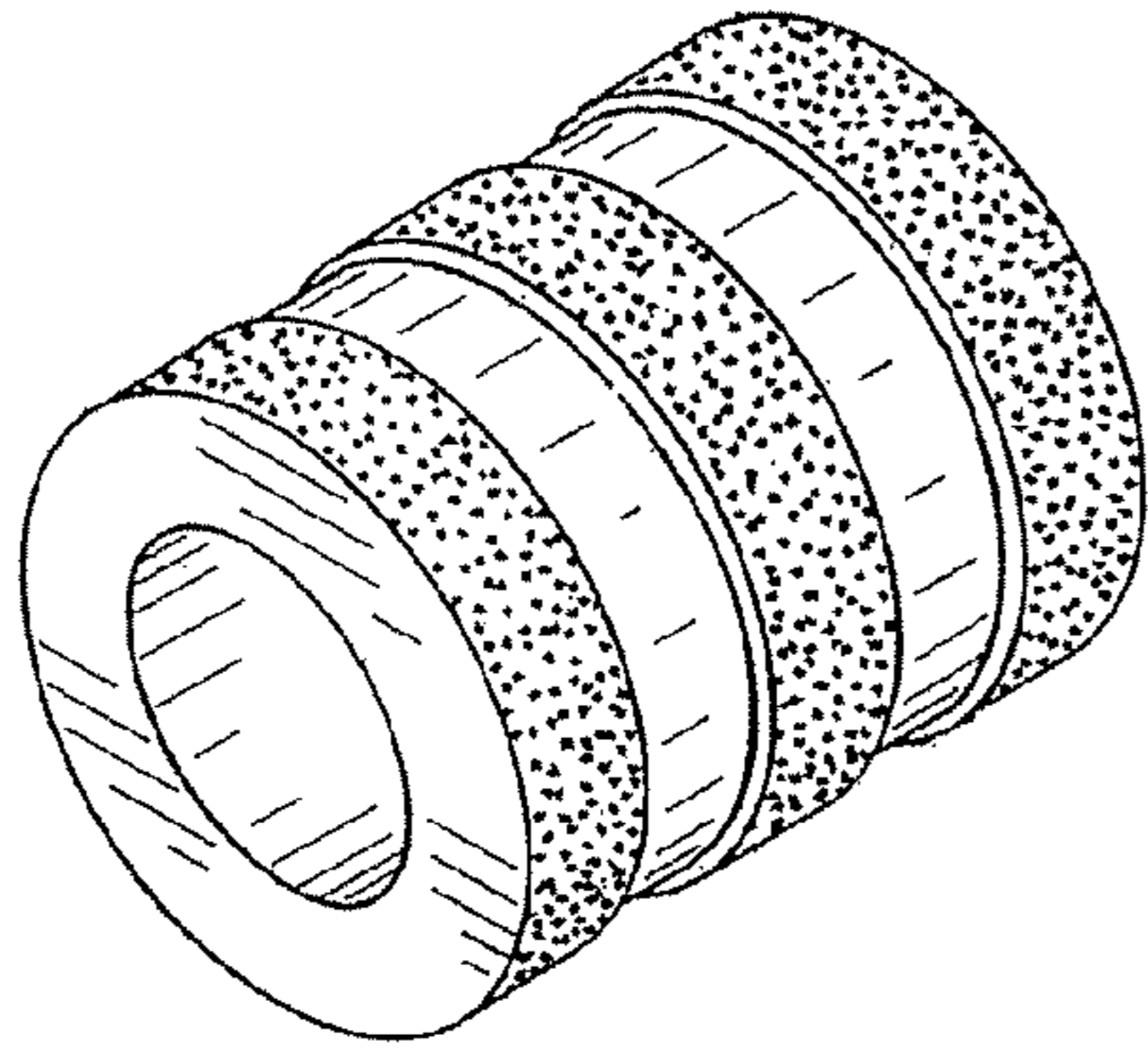


FIG. 1




FIG. 2




FIG. 3

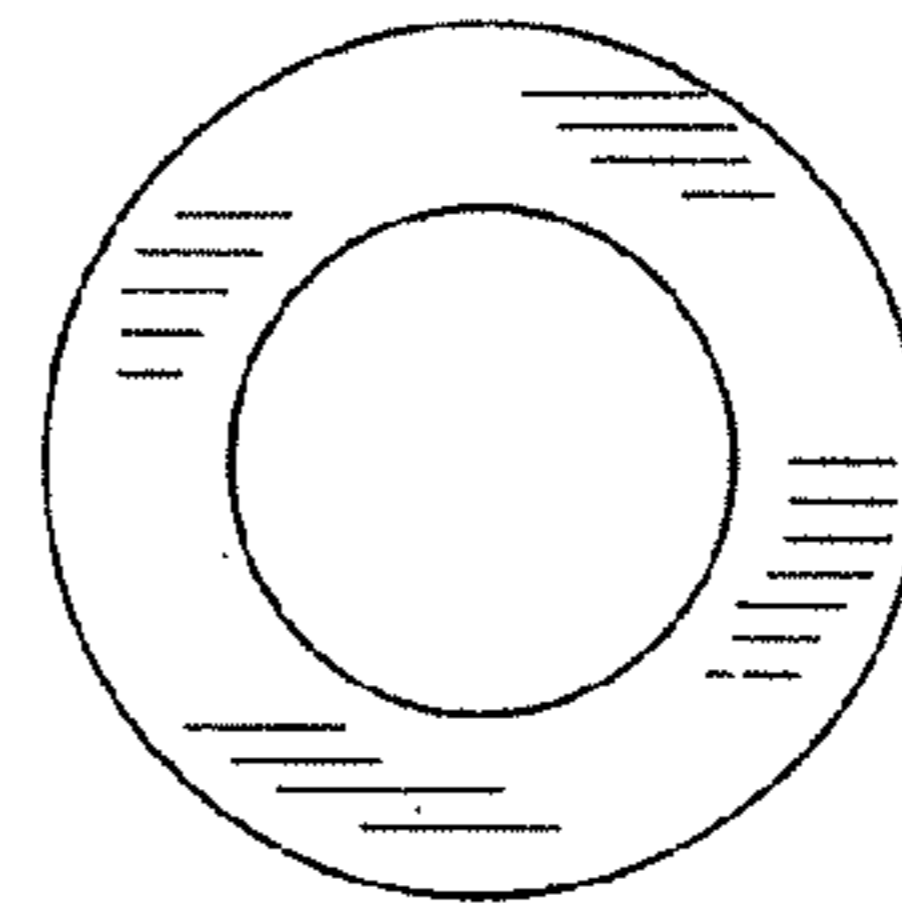


FIG. 4