



US00D630929S

(12) **United States Design Patent**
Downey

(10) **Patent No.:** **US D630,929 S**
(45) **Date of Patent:** **** Jan. 18, 2011**

(54) **EXTERIOR DEADBOLT**

(75) Inventor: **David R. Downey**, Garden Grove, CA
(US)

(73) Assignee: **Newfrey LLC**, Newark, DE (US)

(**) Term: **14 Years**

(21) Appl. No.: **29/360,905**

(22) Filed: **May 3, 2010**

(51) **LOC (9) Cl.** **08-07**

(52) **U.S. Cl.** **D8/331**

(58) **Field of Classification Search** D8/330,
D8/331, 333, 317, 335, 336, 337, 338, 341,
D8/342, 348, 350, 352; 70/14, 20, 21–24,
70/27, 32, 39, 41, 52–56, 86, 423, 57, DIG. 38,
70/DIG. 39

See application file for complete search history.

(56) **References Cited**

U.S. PATENT DOCUMENTS

4,637,237	A *	1/1987	Witkoski et al.	70/285
5,475,996	A *	12/1995	Chen	70/279.1
5,787,741	A *	8/1998	Shen	70/107
5,881,585	A *	3/1999	Kang	70/107
5,987,945	A *	11/1999	Ruano Aramburu	70/277
D452,640	S *	1/2002	Gartner	D8/330
D452,807	S *	1/2002	Gartner	D8/330

D553,953	S *	10/2007	Roberts et al.	D8/350
D576,016	S *	9/2008	Min	D8/330
D579,312	S *	10/2008	Veltz	D8/330
D588,439	S *	3/2009	Lin et al.	D8/350
D624,389	S *	9/2010	Stevens et al.	D8/331

* cited by examiner

Primary Examiner—Prabhakar Deshmukh

(74) *Attorney, Agent, or Firm*—Richard J. Veltman; John D. DelPonti

(57) **CLAIM**

The ornamental design for an exterior deadbolt, as shown and described.

DESCRIPTION

FIG. 1 is a perspective view of an exterior deadbolt showing a new design;

FIG. 2 is a front view thereof;

FIG. 3 is a back view thereof;

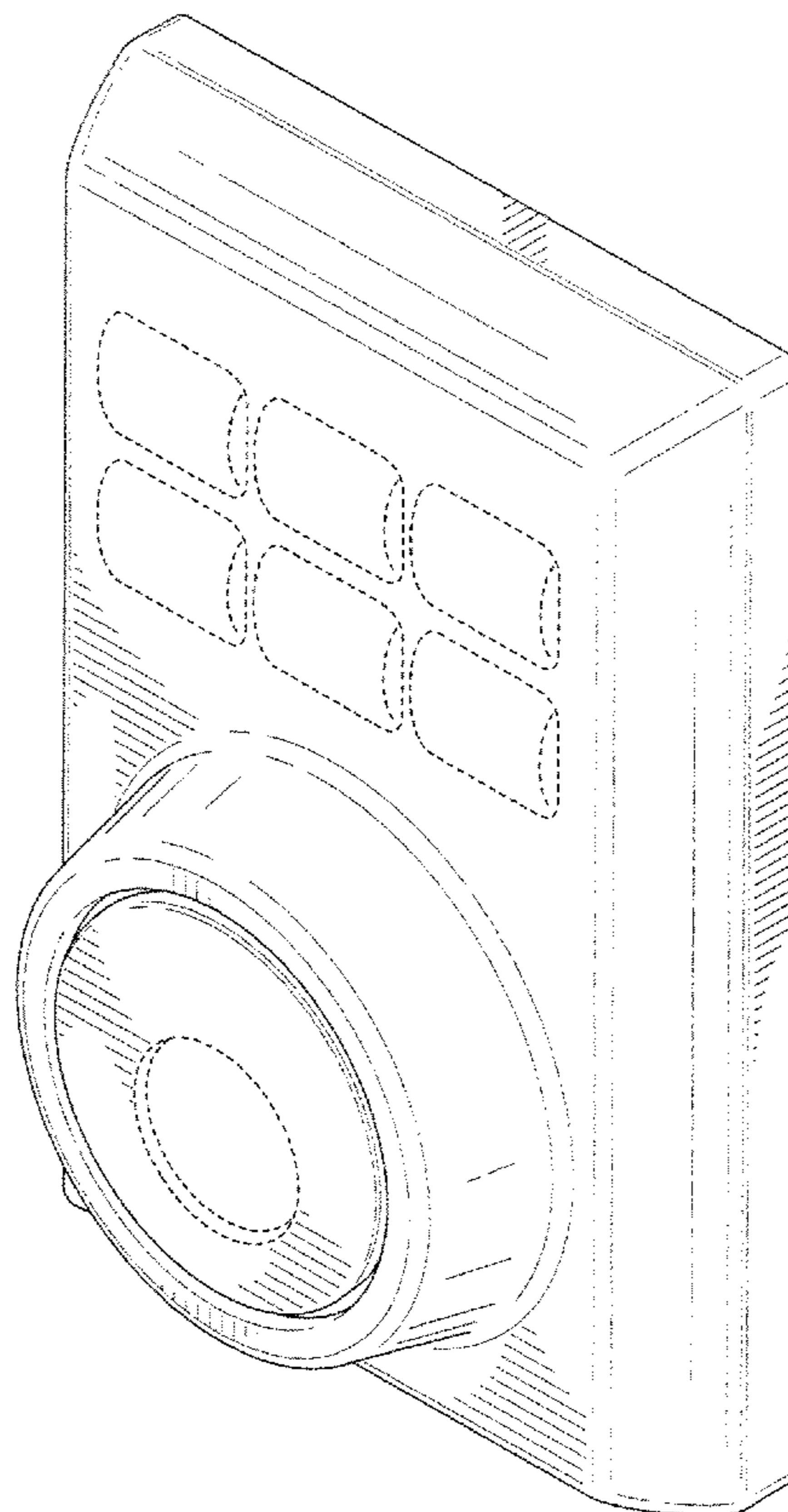
FIG. 4 is a top view thereof;

FIG. 5 is a bottom view thereof; and,

FIG. 6 is a right side view thereof; the left side view being a mirror image.

The broken lines in the Figures are for illustrative purposes only and form no part of the claimed design.

1 Claim, 5 Drawing Sheets



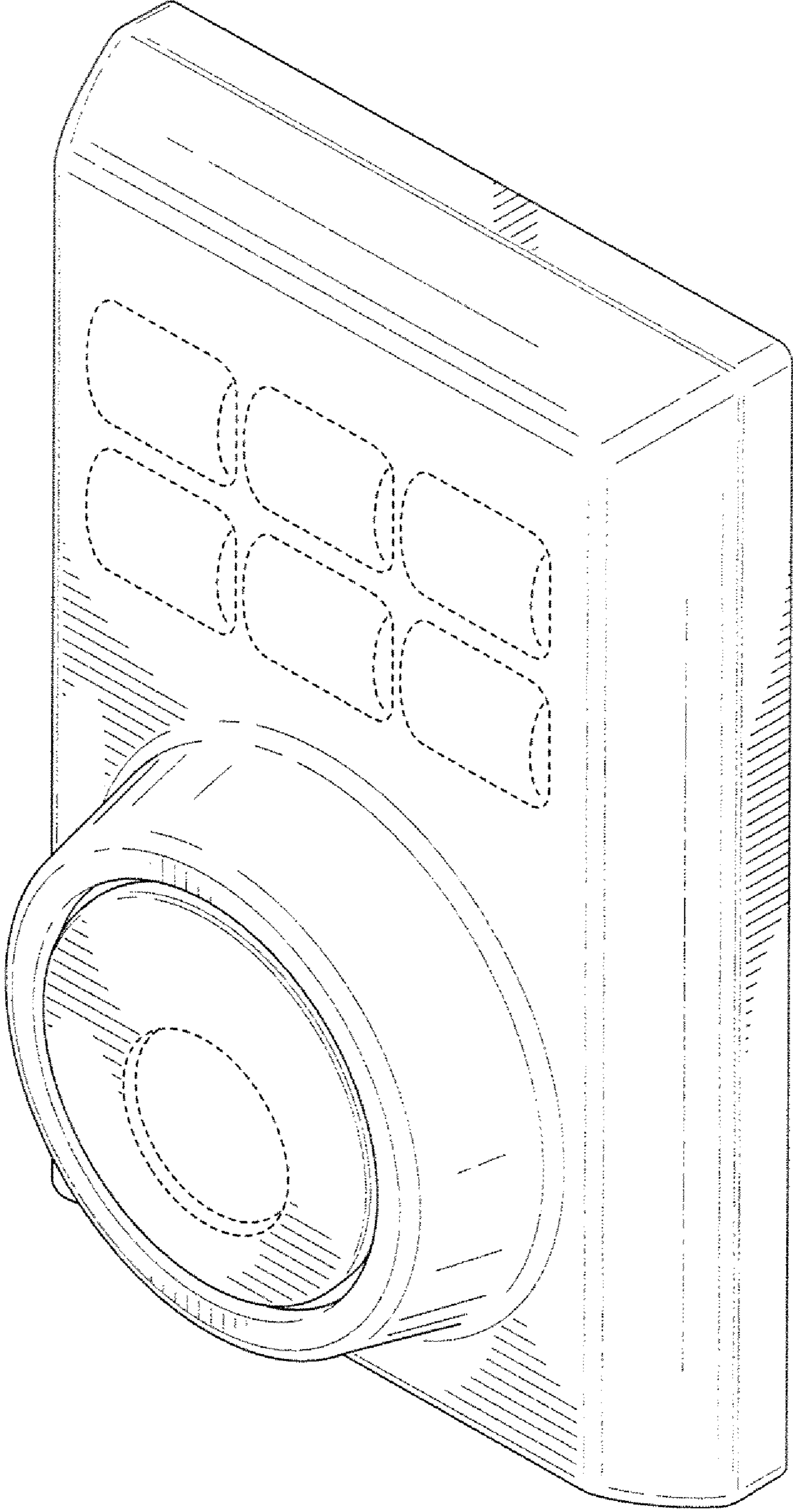


FIG. 1

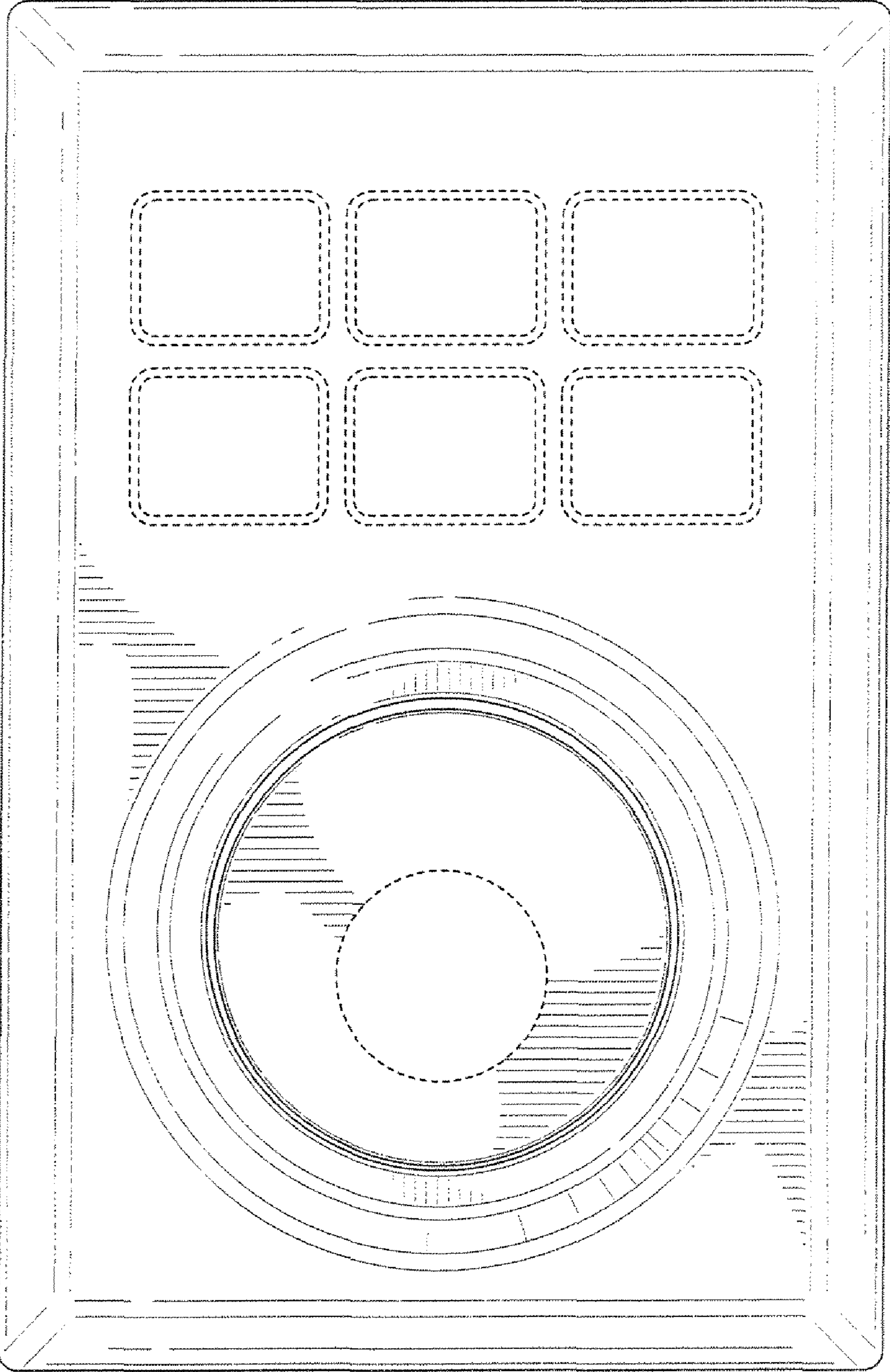


FIG. 2

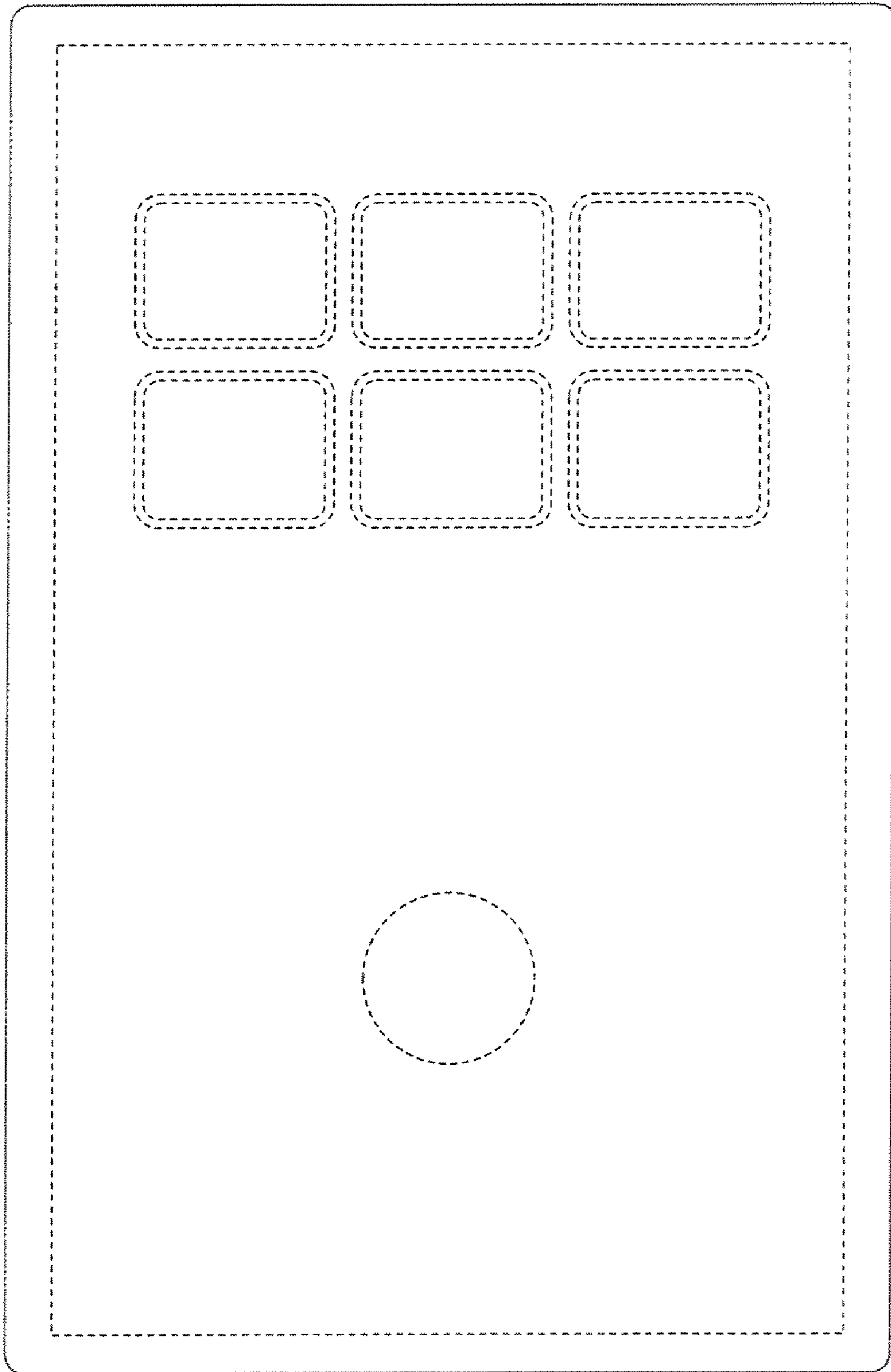


FIG. 3




FIG. 4




FIG. 5

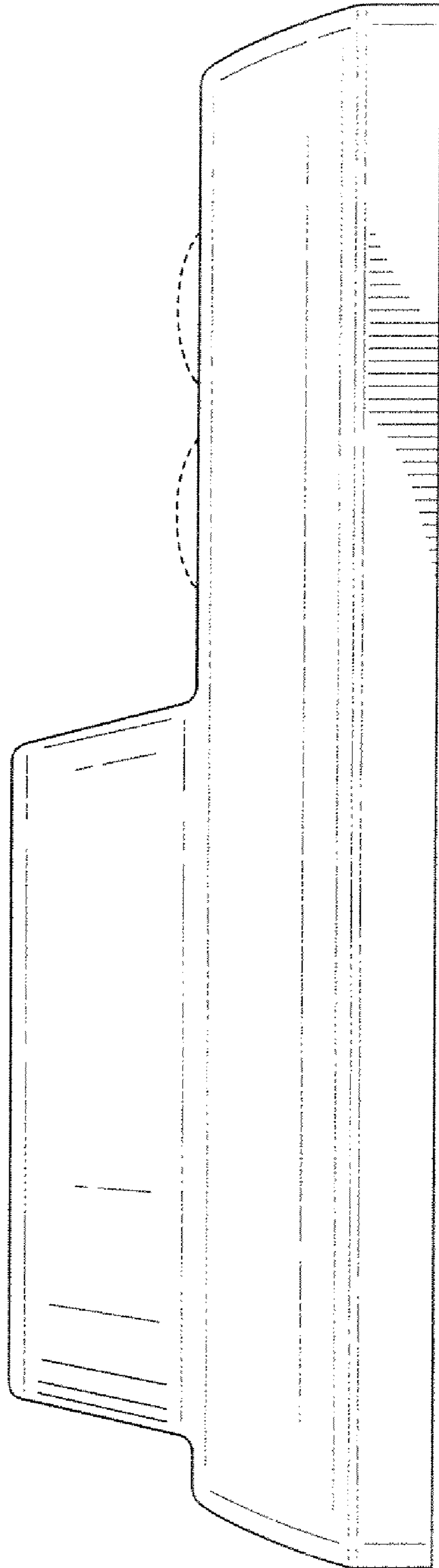


FIG. 6