

US00D630919S

(12) **United States Design Patent**
Girard

(10) **Patent No.:** **US D630,919 S**
(45) **Date of Patent:** **** Jan. 18, 2011**

(54) **HANDLE FOR STABILIZING HAND-HELD RATCHET WRENCH**

D593,716 S * 6/2009 Strauss D8/107
D596,476 S * 7/2009 Welch D8/303
D611,784 S * 3/2010 Girard D8/25
2008/0066587 A1 * 3/2008 Domanico et al. 81/177.7

(76) Inventor: **Donald A. Girard**, 2536 Knightwood Way, Rancho Cordova, CA (US) 95670

* cited by examiner

(**) Term: **14 Years**

Primary Examiner—Raphael Barkai
Assistant Examiner—Randall Gholson
(74) *Attorney, Agent, or Firm*—Thomas R. Lampe

(21) Appl. No.: **29/370,308**

(22) Filed: **Jun. 29, 2010**

(57) **CLAIM**

(51) **LOC (9) Cl.** **08-05**

The ornamental design for a handle for stabilizing hand-held ratchet wrench, as shown and described.

(52) **U.S. Cl.** **D8/25**

(58) **Field of Classification Search** D8/17,
D8/21–29, 52, 55, 81–87, 102–107, 98, 99,
D8/93, 94; 81/119, 121.1, 86, 124.2, 125,
81/125.1, 176.1, 176.2, 177.1, 177.2, 177.85,
81/124.3, 124.7, 176.3, 179, 160, 3.57, 3.55,
81/186, 58.3, 300, 58.1, 60–63.2, 165–170,
81/110.1, 124.6, 176.15, 177.3, 58.4, 121.7,
81/436, 437, 418, 166, 177.8, 177.9, 185.1,
81/3.4, 177.4, 492, 57, 58, 13, 177.7, 490,
81/415–423, 427.5; 140/119; 16/422, 186,
16/429, 430; D24/133, 144, 147
See application file for complete search history.

DESCRIPTION

FIG. 1 is a perspective view of a first embodiment of handle for stabilizing hand-held ratchet wrench showing my design;
FIG. 2 is a top plan view thereof;
FIG. 3 is a front elevation view thereof;
FIG. 4 is a left side elevation view thereof, the right side elevation view being a mirror image;
FIG. 5 is a rear elevation view thereof; and,
FIG. 6 is a perspective view thereof shown connected to a hand-held ratchet wrench.

(56) **References Cited**


U.S. PATENT DOCUMENTS

D278,879 S * 5/1985 Hwung D8/303
D405,342 S * 2/1999 Thompson D8/303
6,053,077 A * 4/2000 Huang 81/63.1
7,044,020 B2 * 5/2006 Rosenthal 74/551.9
D533,489 S * 12/2006 Tokumoto D12/179
D554,465 S * 11/2007 Laurienzo et al. D8/303
7,380,481 B2 * 6/2008 Barnett et al. 81/63

The broken line showing of a hand-held ratchet wrench in FIG. 6 of the drawings is for illustrative purposes only and forms no part of the claimed design.

The bottom surface of the article not shown in the drawing or described in the specification forms no part of the claimed design.

1 Claim, 1 Drawing Sheet



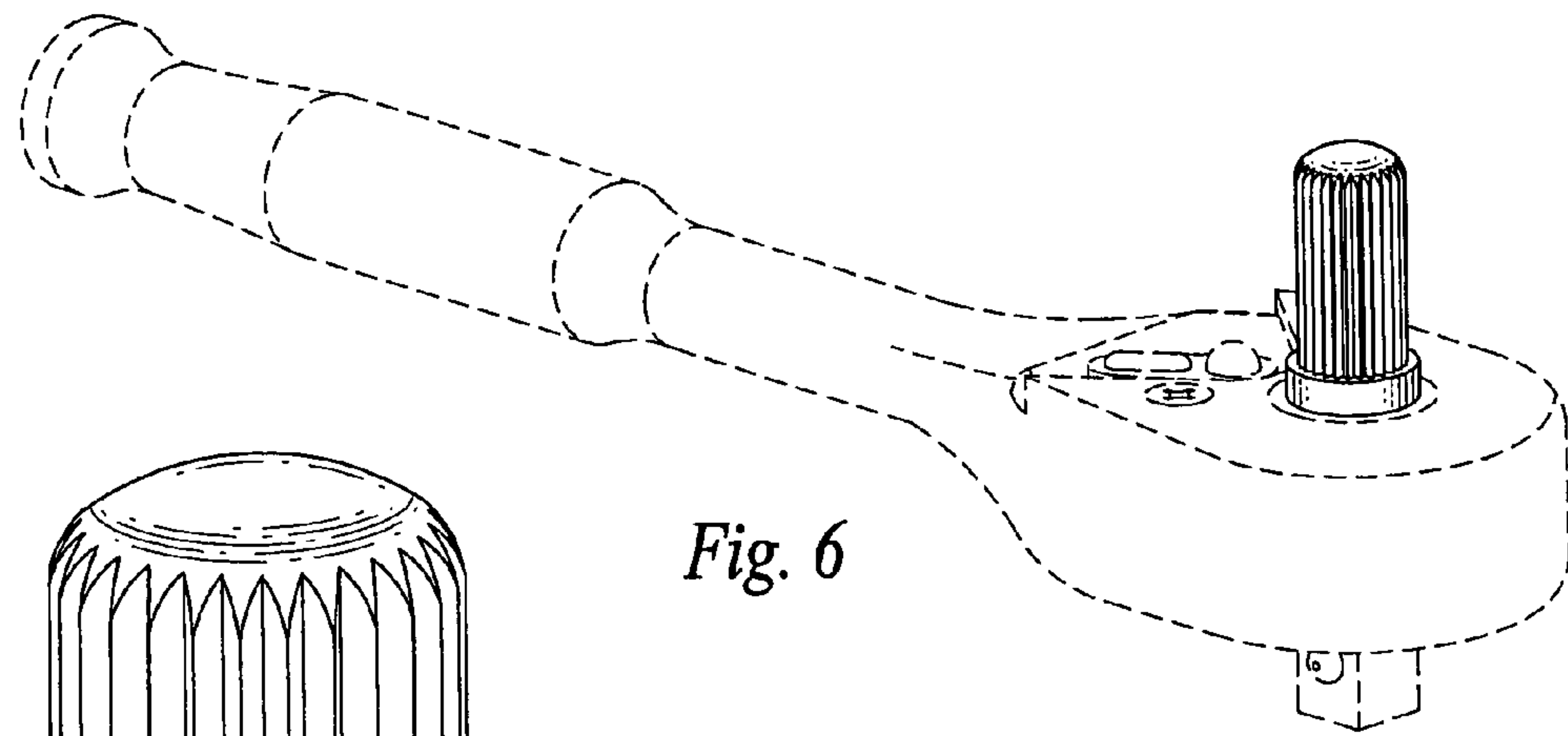


Fig. 6

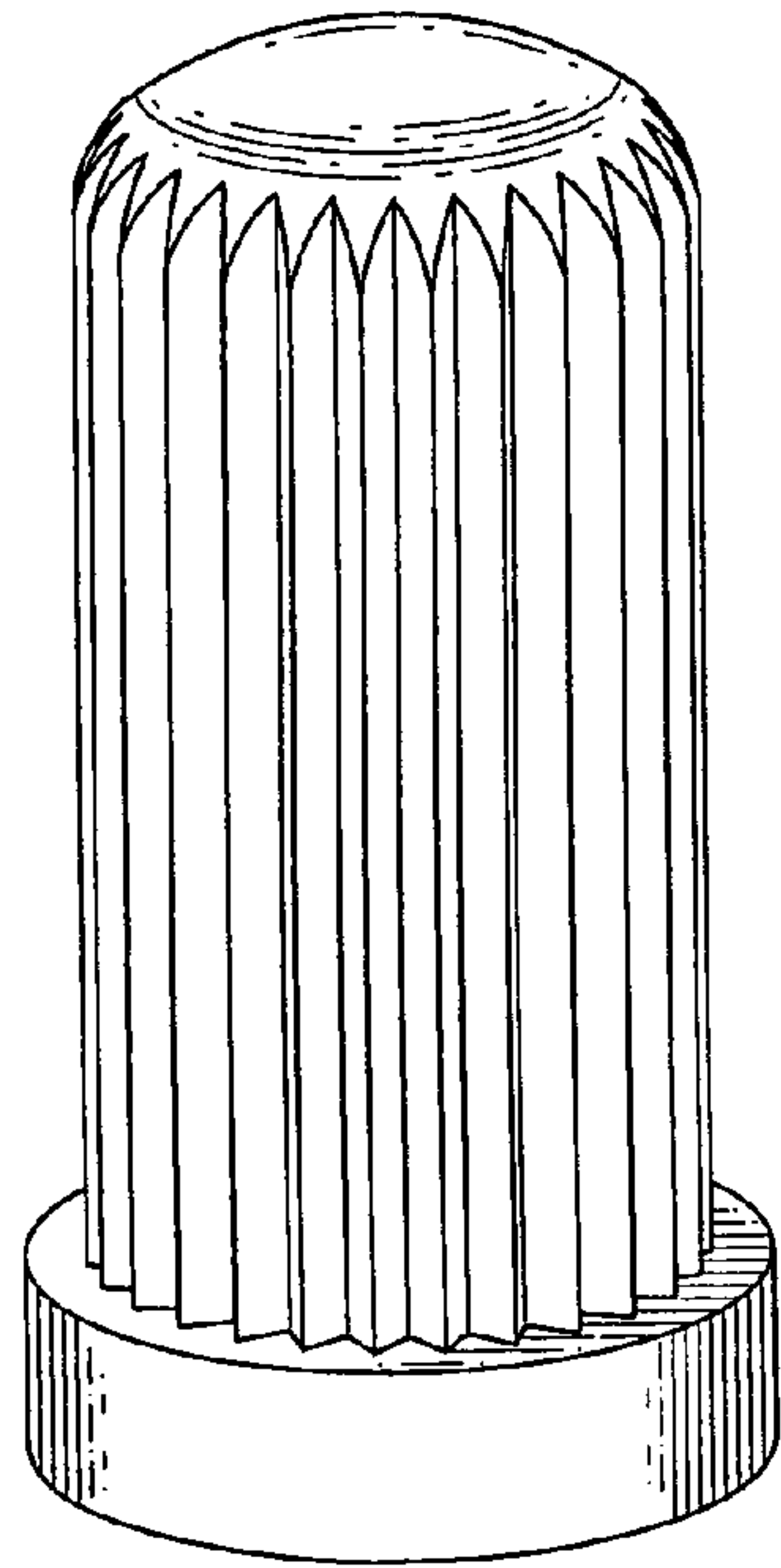


Fig. 1




Fig. 2




Fig. 3




Fig. 4




Fig. 5