



US00D630903S

(12) **United States Design Patent**  
**Chen**

(10) **Patent No.:** **US D630,903 S**

(45) **Date of Patent:** **\*\* Jan. 18, 2011**

(54) **SUPPORTING FRAME FOR HOLDING  
CUP-LIKE OBJECTS**

(76) Inventor: **Fang-Yin Chen**, 235 Chung-Ho Box  
8-24, Taipei (TW)

(\*\*) Term: **14 Years**

(21) Appl. No.: **29/350,238**

(22) Filed: **Nov. 13, 2009**

(51) **LOC (9) Cl.** ..... **07-06**

(52) **U.S. Cl.** ..... **D7/619.1; D7/701; D7/704;  
D7/566**

(58) **Field of Classification Search** ..... D6/515,  
D6/516, 517, 566, 552, 553, 567, 535; D7/701;  
206/499; 211/13.1, 49.1, 59.1, 125, 181.1,  
211/85.11, 106

See application file for complete search history.

(56) **References Cited**

**U.S. PATENT DOCUMENTS**

D187,956 S \* 5/1960 Tribble ..... D6/566  
3,788,487 A \* 1/1974 Dawson ..... 211/49.1  
D233,120 S \* 10/1974 Dawson ..... D7/701

D382,748 S \* 8/1997 Risky ..... D6/516  
D421,356 S \* 3/2000 Wolff ..... D6/516  
D461,987 S \* 8/2002 Smith ..... D6/566  
D468,572 S \* 1/2003 Battaglia ..... D6/566  
D570,633 S \* 6/2008 Goodman et al. .... D6/566

\* cited by examiner

*Primary Examiner*—Brian N Vinson

(57) **CLAIM**

The ornamental design for a supporting frame for holding cup-like objects, as shown and described.

**DESCRIPTION**

FIG. 1 is a perspective view of a supporting frame for holding cup-like objects showing my new design;

FIG. 2 is a front elevational view thereof;

FIG. 3 is a rear elevational view thereof;

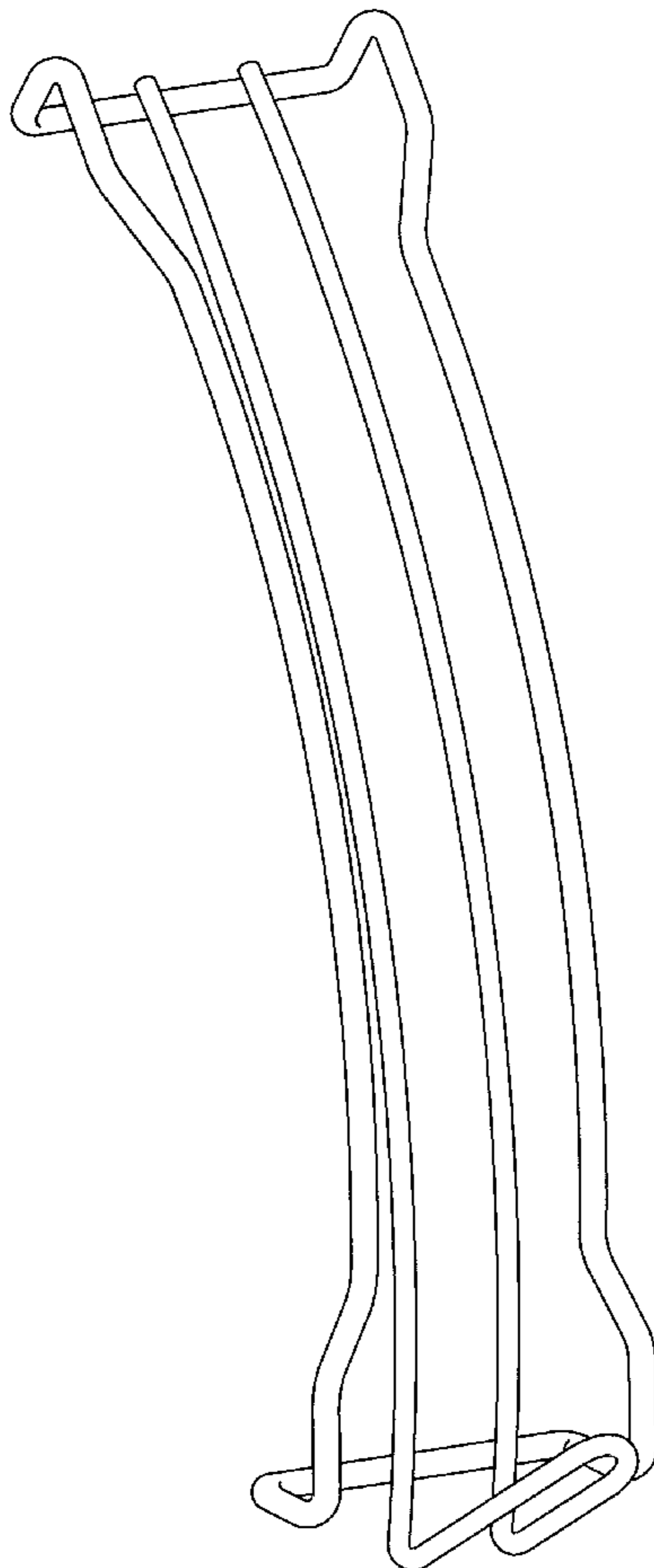
FIG. 4 is a left side elevational view thereof;

FIG. 5 is a right side elevational view thereof;

FIG. 6 is a top plan view thereof; and,

FIG. 7 is a bottom plan view thereof.

**1 Claim, 5 Drawing Sheets**



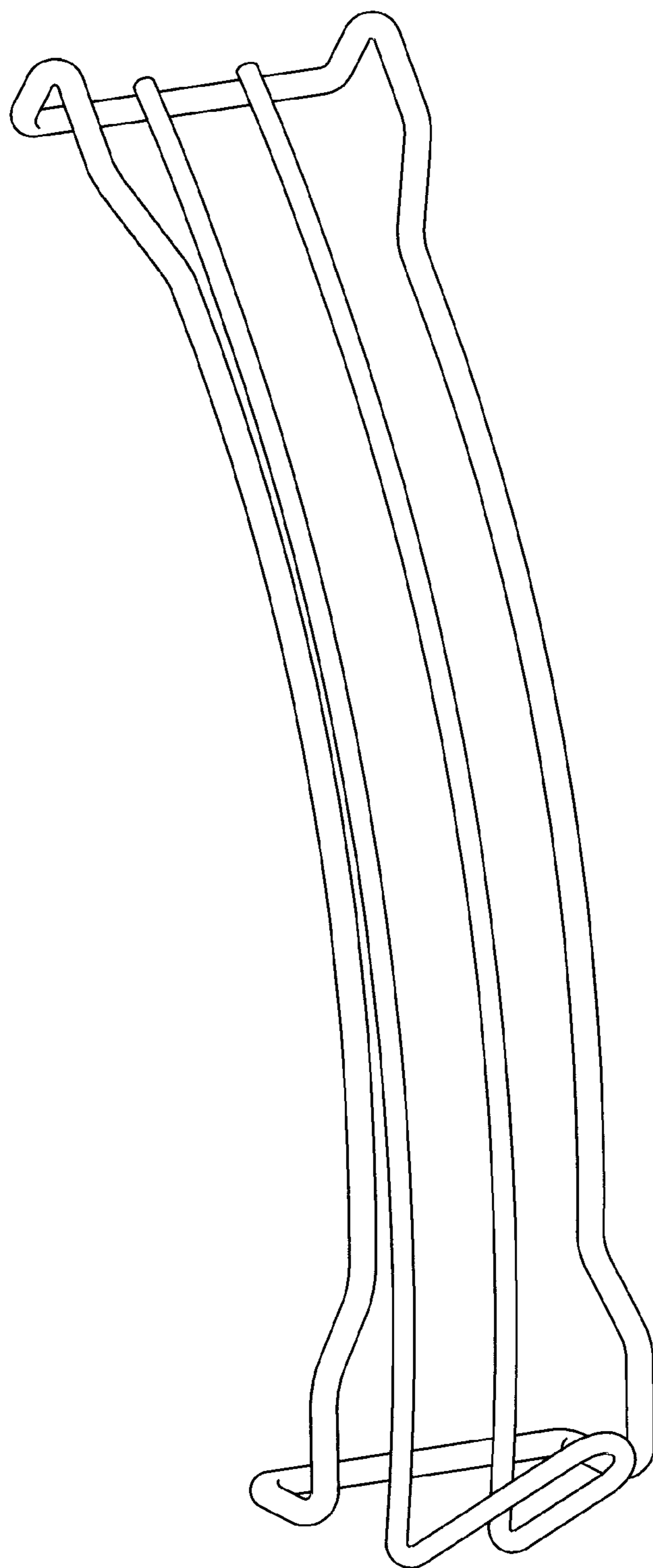


FIG. 1

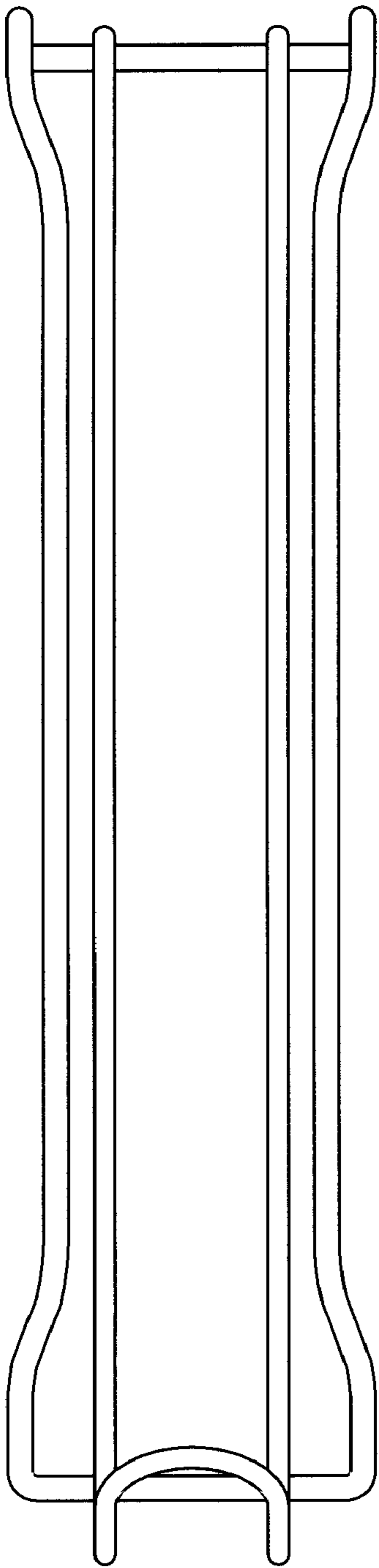


FIG. 2

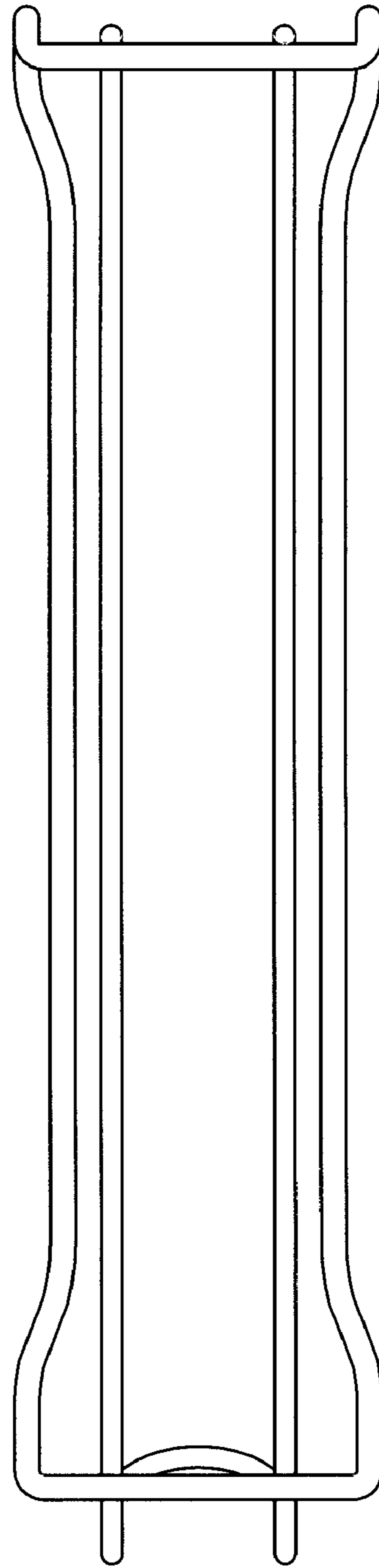


FIG. 3

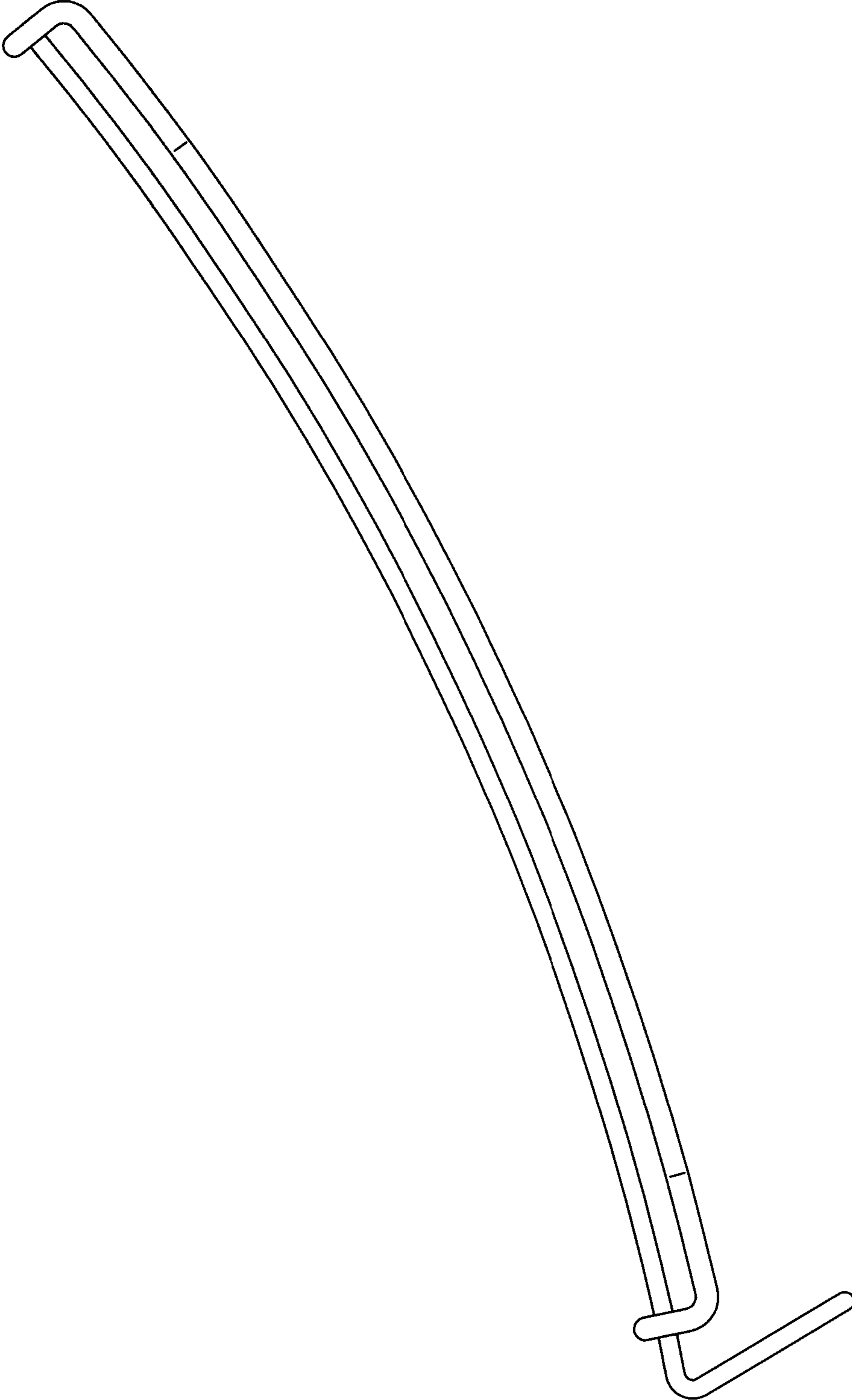


FIG. 4

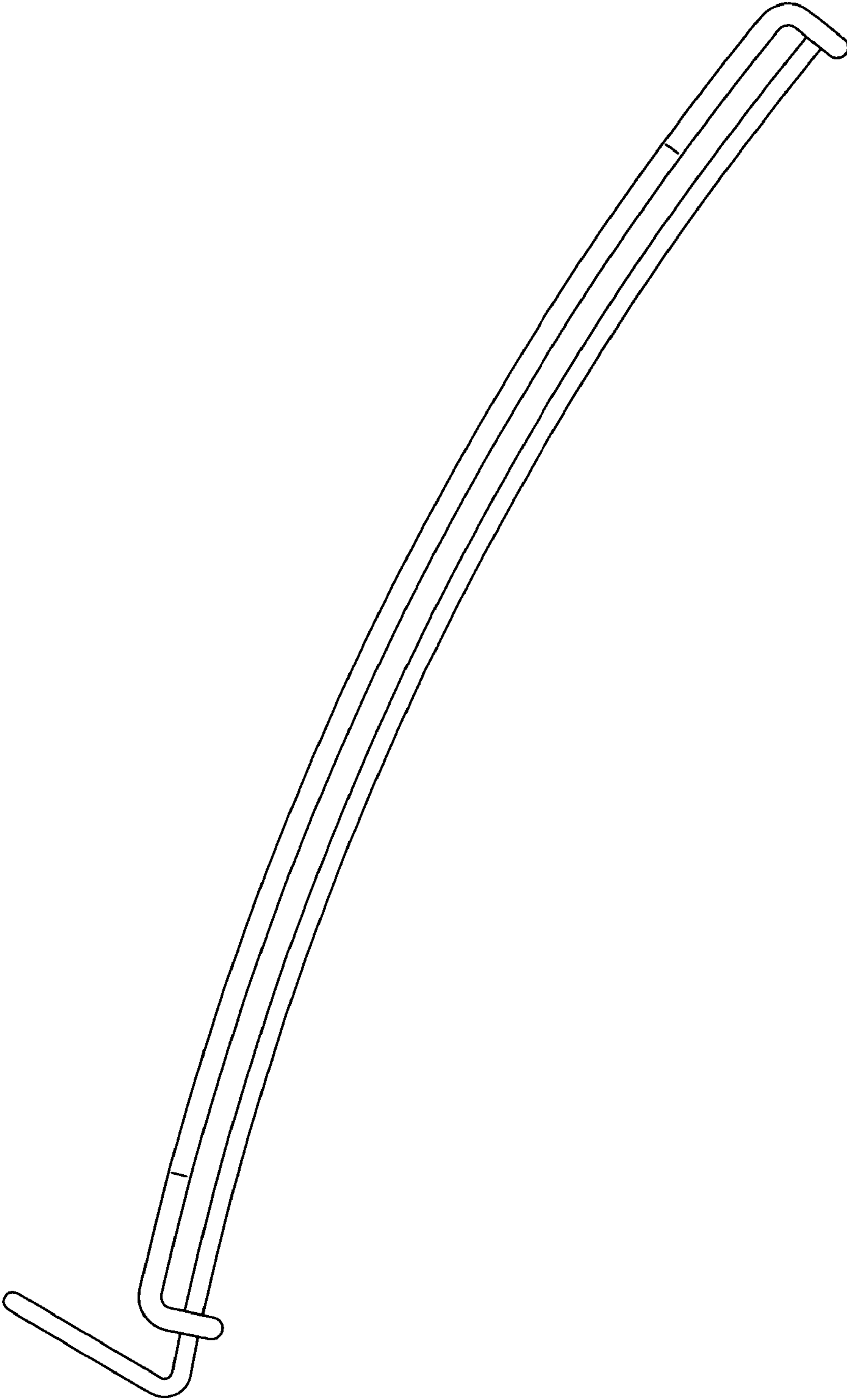


FIG. 5




FIG. 6




FIG. 7