



US00D630885S

(12) **United States Design Patent**  
**Stein**

(10) **Patent No.:** **US D630,885 S**

(45) **Date of Patent:** **\*\* Jan. 18, 2011**

(54) **SET OF BAKING PANS WITH REMOVABLE INSERTS**

D624,353 S \* 9/2010 Odeh ..... D7/359

(76) Inventor: **Sylvia Stein**, 708 Greenwich St., #2G,  
New York, NY (US) 10014

(\*\*) Term: **14 Years**

(21) Appl. No.: **29/365,639**

(22) Filed: **Jul. 13, 2010**

(51) **LOC (9) Cl.** ..... **07-02**

(52) **U.S. Cl.** ..... **D7/357; D7/354**

(58) **Field of Classification Search** ..... D3/201,  
D3/304, 307-314; D7/323, 354-363, 402,  
D7/408-409, 505, 543-546, 554.1-554.4,  
D7/560, 584-588, 629; D9/414, 425, 430-434,  
D9/452, 456, 755, 760-761, 781, 783; D24/226-230;  
99/430, 433, 450; 219/728-730; 220/23.2,  
220/534, 543, 573.1-573.3, 912; 229/5.82,  
229/407; 249/53 R, 117, 136

See application file for complete search history.

(56) **References Cited**

**U.S. PATENT DOCUMENTS**

403,683	A *	5/1889	Magruder	.....	220/534
2,663,449	A *	12/1953	Smart	.....	220/543
4,195,747	A *	4/1980	Hare	.....	220/23.2
4,452,419	A *	6/1984	Saleeba	.....	249/53 R
D304,008	S *	10/1989	Hornung	.....	D7/629
D308,274	S *	5/1990	Gosselin et al.	.....	D3/314
D340,614	S *	10/1993	Kaeding	.....	D7/360
D373,284	S *	9/1996	Hirst	.....	D7/354
D414,372	S *	9/1999	Fullmer	.....	D7/323
D532,247	S *	11/2006	Copeland	.....	D7/354
D592,908	S *	5/2009	Hamlin	.....	D7/409

**OTHER PUBLICATIONS**

“Tangoes Puzzle Game”, Rex Games, Inc., San Francisco, CA.,  
www.rexgames.com, 2000.

“Tangram Game”, Handelshaus G. Gollnest & F.-R. Kiesel KG,  
Guster, Germany/Poland, GoKids Inc., New Castle, Delaware, USA.

“Tangram”, Excerpt from Wikipedia, the free encyclopedia, <http://en.wikipedia.org/wiki/Tangram>, 2010.

\* cited by examiner

*Primary Examiner*—Ricky Pham

(74) *Attorney, Agent, or Firm*—Gottlieb, Rackman &  
Reisman, P.C.

(57) **CLAIM**

The ornamental design for a set of baking pans with remov-  
able inserts, as shown and described.

**DESCRIPTION**

FIG. 1 is a top, front and right perspective view of the set of  
baking pans with removable inserts showing my new design;  
the positions of the pans in the set are variable with respect to  
each other;

FIG. 2 is a top plan view thereof;

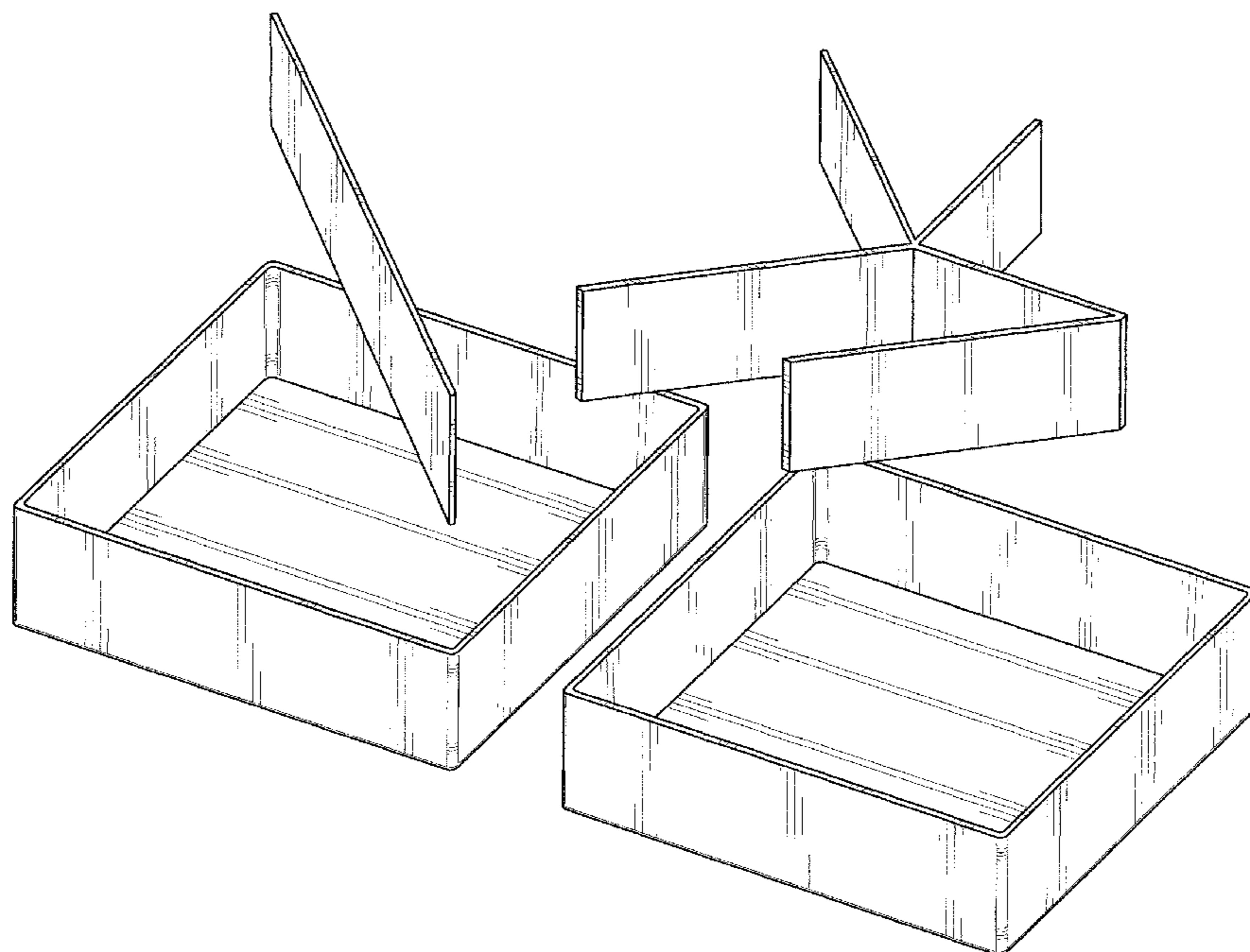
FIG. 3 is a bottom plan view thereof;

FIG. 4 is a front elevational view thereof; the rear elevational  
view being a mirror image;

FIG. 5 is a right side elevational view thereof; the left side  
elevational view being a mirror image; and,

FIG. 6 is an exploded perspective view thereof, shown with  
the inserts removed for completeness of illustration.

**1 Claim, 6 Drawing Sheets**






FIG. 1




FIG. 2




FIG. 3




FIG. 4




FIG. 5

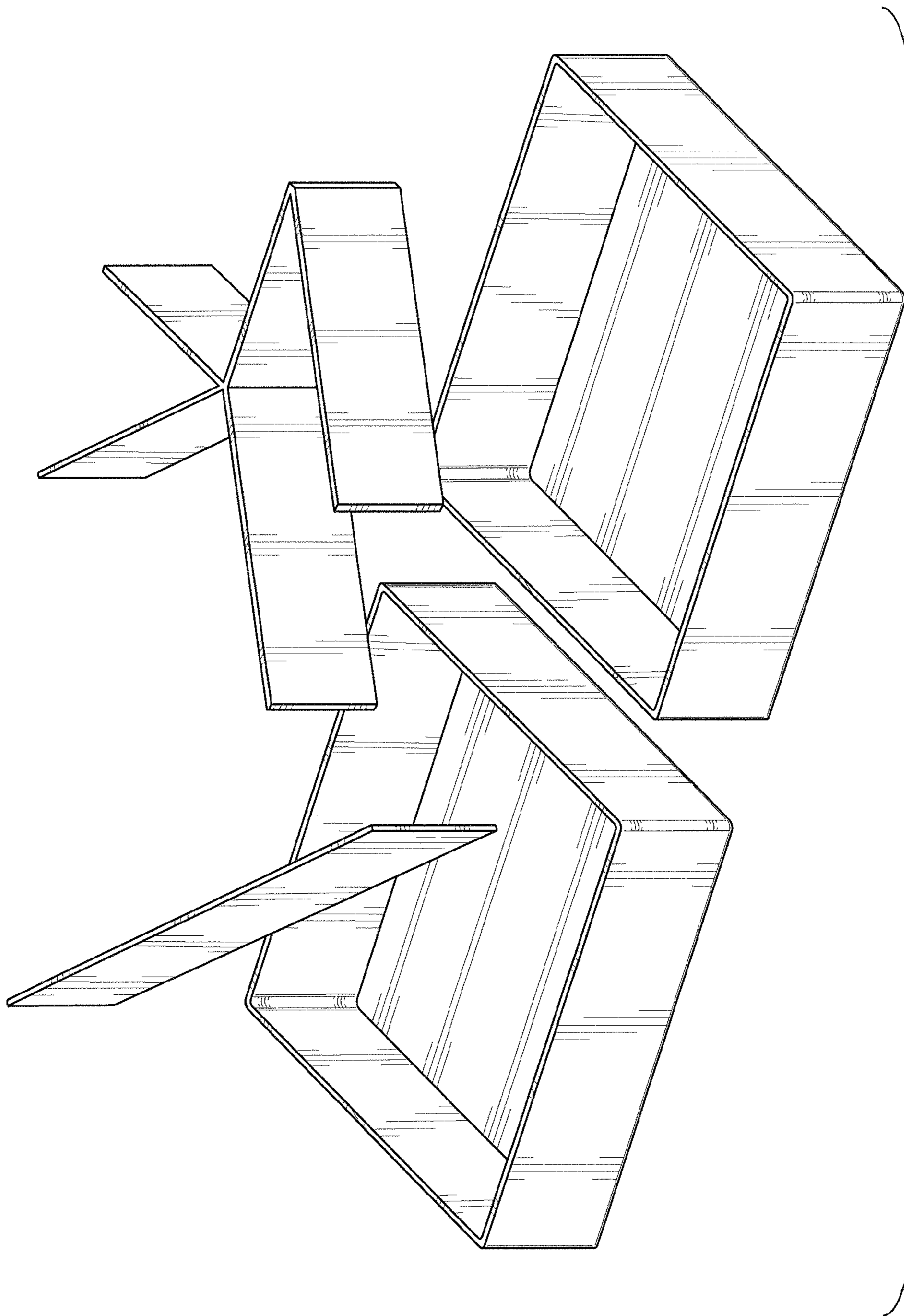


FIG. 6