



US00D630884S

(12) **United States Design Patent**
Stein

(10) **Patent No.:** **US D630,884 S**

(45) **Date of Patent:** **** Jan. 18, 2011**

(54) **BAKING PAN WITH A REMOVABLE INSERT**

D592,908 S * 5/2009 Hamlin D7/409
D624,353 S * 9/2010 Odeh D7/359

(76) Inventor: **Sylvia Stein**, 708 Greenwich St., #2G,
New York, NY (US) 10014

(**) Term: **14 Years**

(21) Appl. No.: **29/365,637**

(22) Filed: **Jul. 13, 2010**

(51) **LOC (9) Cl.** **07-02**

(52) **U.S. Cl.** **D7/354**

(58) **Field of Classification Search** D3/201,
D3/304, 307-314; D7/323, 354-363, 402,
D7/408-409, 505, 543-546, 554.1-554.4,
D7/560, 584-588, 629; D9/414, 425, 430-434,
D9/452, 456, 755, 760-761, 781-783; D24/226-230;
99/430, 433, 450; 219/728-730; 220/23.2,
220/534, 543, 573.1-573.3, 912; 229/5.82,
229/407; 249/53 R, 117, 136

See application file for complete search history.

(56) **References Cited**

U.S. PATENT DOCUMENTS

403,683	A *	5/1889	Magruder	220/534
2,663,449	A *	12/1953	Smart	220/543
4,195,747	A *	4/1980	Hare	220/23.2
4,452,419	A *	6/1984	Saleeba	249/53 R
D304,008	S *	10/1989	Hornung	D7/629
D308,274	S *	5/1990	Gosselin et al.	D3/314
D340,614	S *	10/1993	Kaeding	D7/360
D373,284	S *	9/1996	Hirst	D7/354
D414,372	S *	9/1999	Fullmer	D7/323
D532,247	S *	11/2006	Copeland	D7/354

OTHER PUBLICATIONS

“Tangoes Puzzle Game”, Rex Games, Inc., San Francisco, CA, www.rexgames.com, 2000.

“Tangram Game”, Handelshaus G. Gollnest & F.-R. Kiesel KG, Guster, Germany/Poland, GoKids Inc., New Castle, Delaware, USA, date of publication.

“Tangram”, Excerpt from Wikipedia, the free encyclopedia, http://en.wikipedia.org/wiki/Tangaram, 2010.

* cited by examiner

Primary Examiner—Ricky Pham

(74) *Attorney, Agent, or Firm*—Gottlieb, Rackman & Reisman, P.C.

(57) **CLAIM**

The ornamental design for a baking pan with a removable insert, as shown and described.

DESCRIPTION

FIG. 1 is a top, front and right perspective view of the baking pan with a removable insert showing my new design;

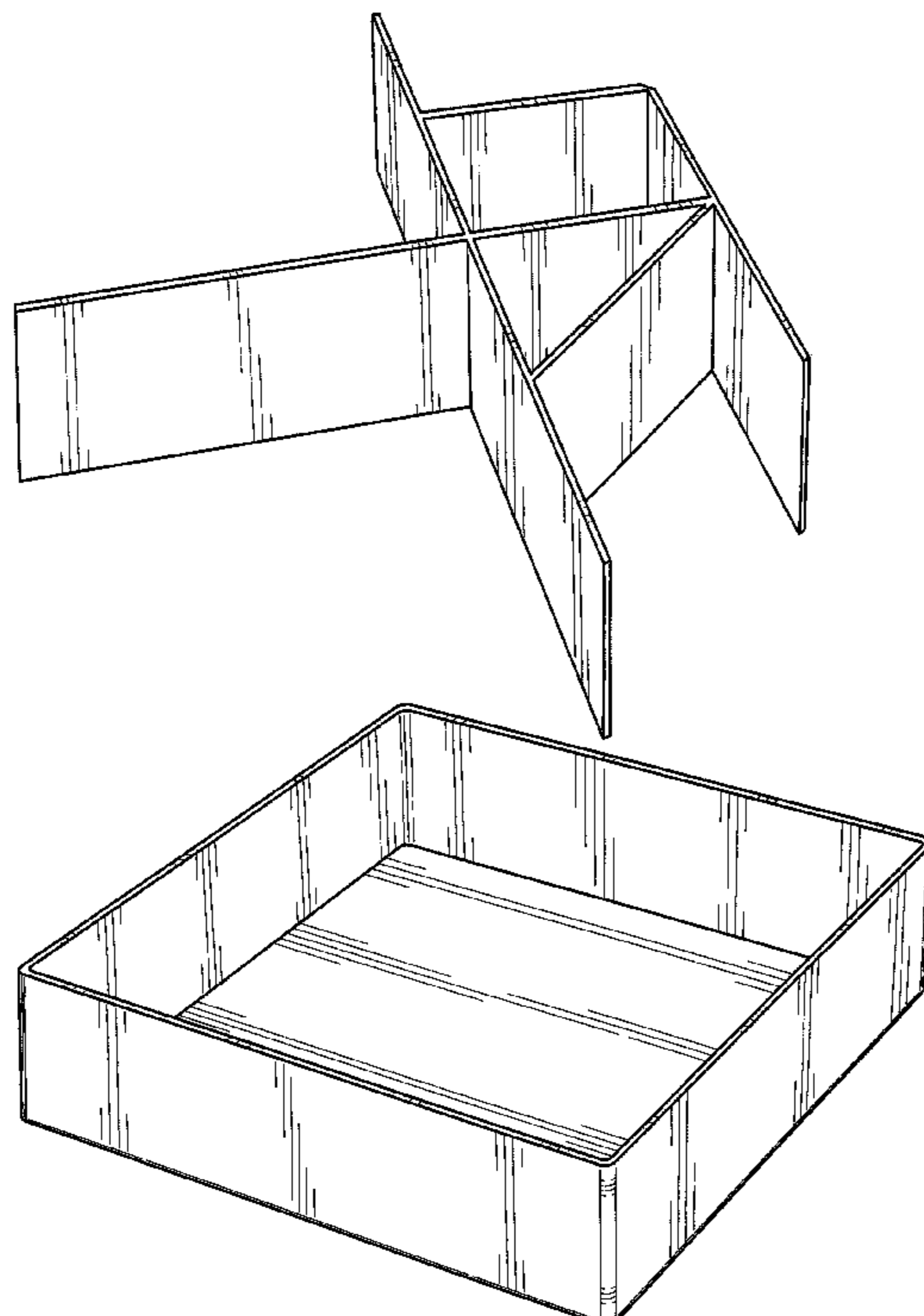
FIG. 2 is a top plan view thereof;

FIG. 3 is a bottom plan view thereof;

FIG. 4 is a front elevational view thereof; the rear elevational view, the right elevational view and the left elevational view being a mirror image; and,

FIG. 5 is an exploded perspective view thereof, shown with the inserts removed for completeness of illustration.

1 Claim, 5 Drawing Sheets



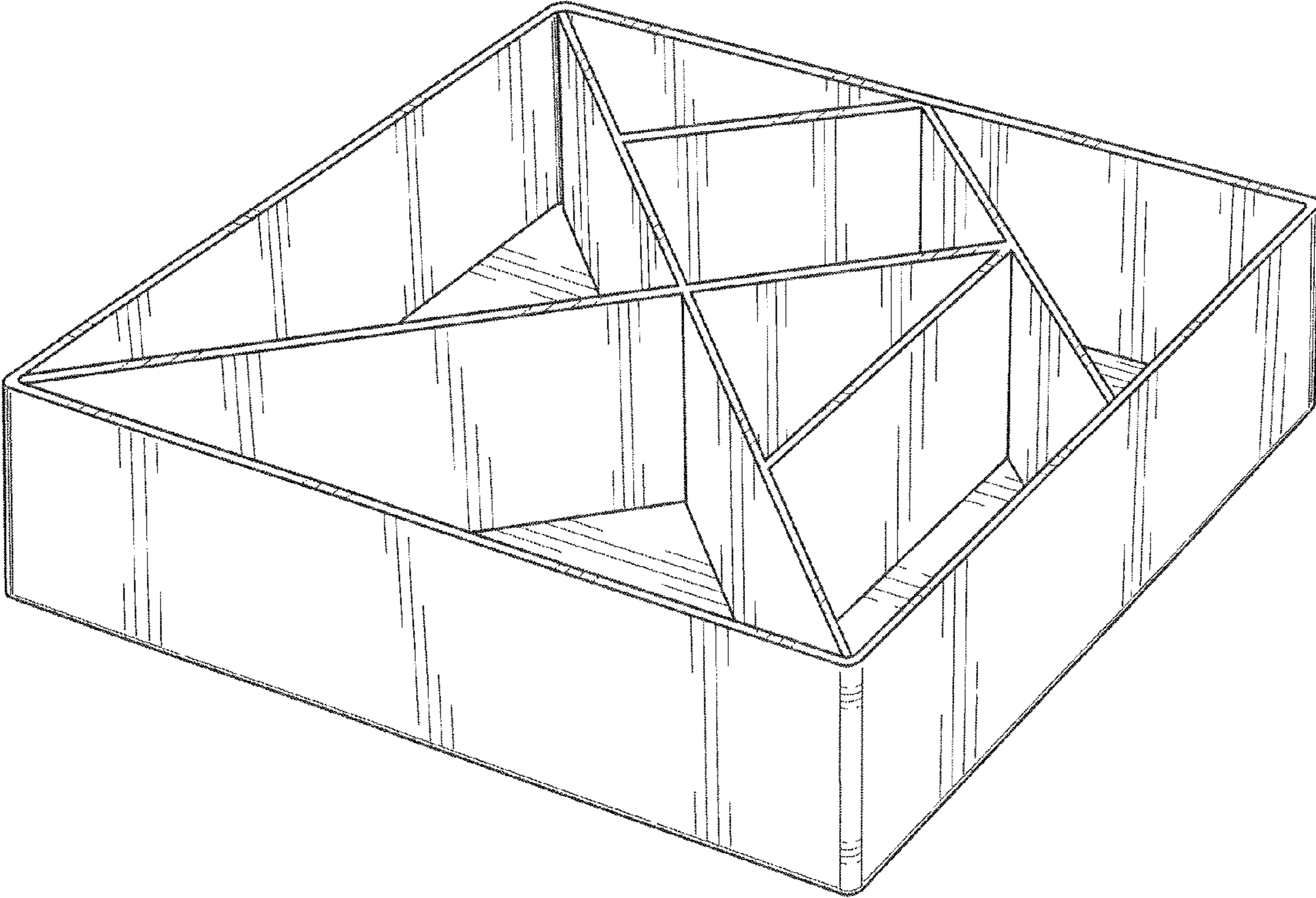


FIG. 1

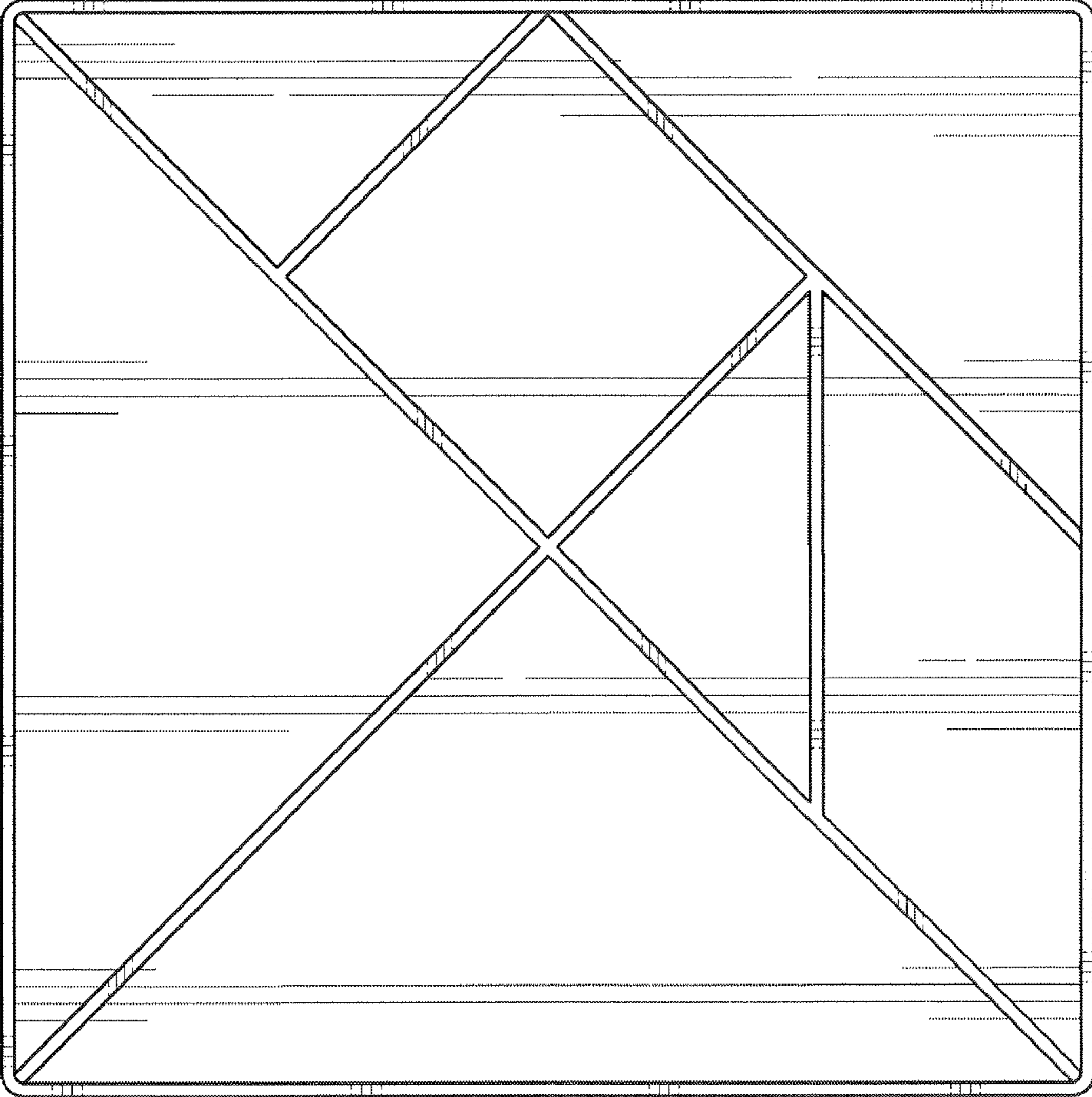


FIG. 2




FIG. 3

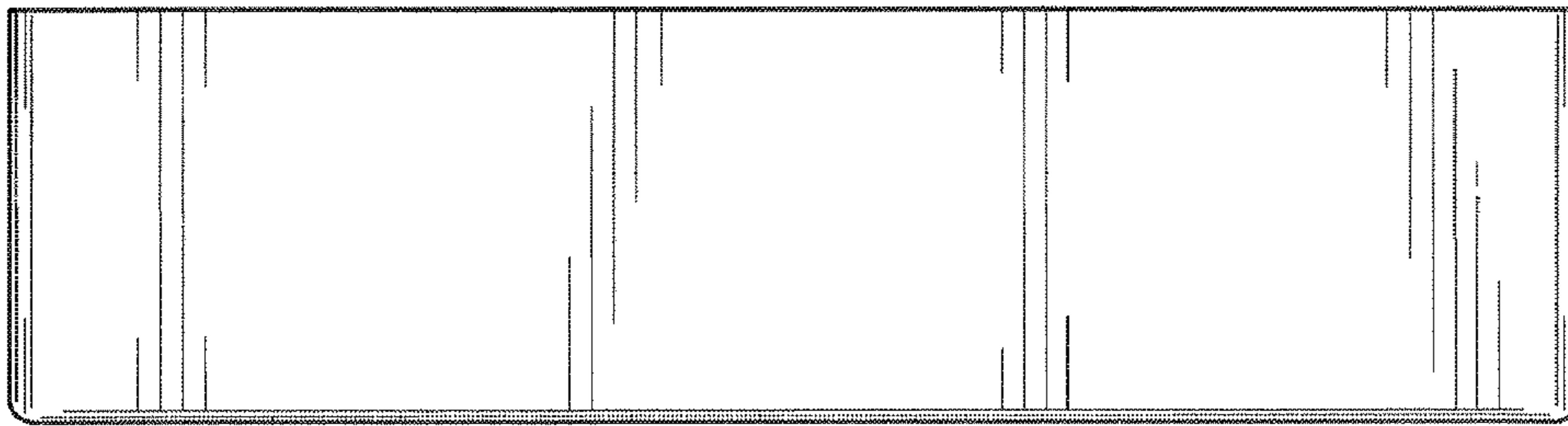


FIG. 4

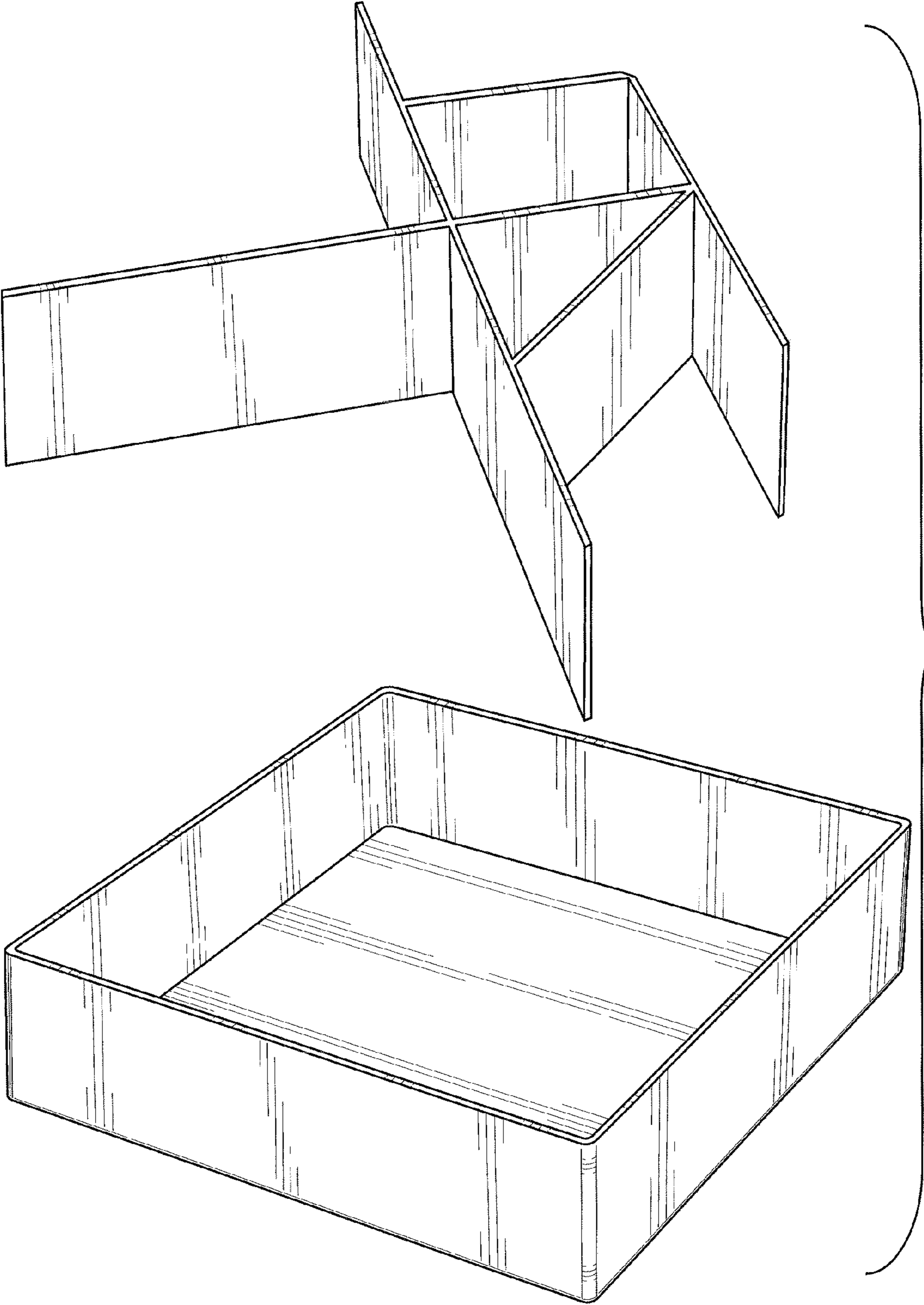


FIG. 5