



US00D630876S

(12) **United States Design Patent**  
**Olesen et al.**

(10) **Patent No.:** **US D630,876 S**  
(45) **Date of Patent:** **\*\* Jan. 18, 2011**

(54) **ACCESSORY FOR WINDOWS**  
(75) Inventors: **Bent Ekfeldt Olesen**, København (DK);  
**Hans Gram Andersen**, Sdr. Felding (DK)

D568,662 S \* 5/2008 Bohlen ..... D6/575  
7,438,111 B2 \* 10/2008 Grimes et al. .... 160/23.1  
D590,196 S \* 4/2009 Simmons ..... D6/575  
7,568,752 B1 \* 8/2009 Lin ..... 296/97.8  
D602,296 S \* 10/2009 Olesen et al. .... D6/575

(73) Assignee: **VKR Holding A/S**, Hørsholm (DK)

\* cited by examiner

(\*\*) Term: **14 Years**

*Primary Examiner*—Robert M Spear

*Assistant Examiner*—Barbara B Lohr

(21) Appl. No.: **29/300,618**

(74) *Attorney, Agent, or Firm*—Merek, Blackmon & Voorhees, LLC

(22) Filed: **Apr. 18, 2008**

(57) **CLAIM**

(30) **Foreign Application Priority Data**  
Oct. 18, 2007 (EM) ..... 000811153

The ornamental design for an accessory for windows, as shown and described.

(51) **LOC (9) Cl.** ..... **06-10**  
(52) **U.S. Cl.** ..... **D6/575**  
(58) **Field of Classification Search** ..... D6/575,  
D6/576, 577, 578, 579, 580, 581; 160/23.1,  
160/84.01, 84.04, 84.05, 84.06, 89, 107,  
160/111, 113, 115, 133, 166.1, 168.1 R, 178.1 R,  
160/179, 180, 181, 199, 230, 231.1, 237,  
160/295, 269, 279, 348; D5/52, 60; 408/105;  
139/424, 426 R; 296/97.8

**DESCRIPTION**

FIG. 1 is a perspective view taken from the top, front and right side of an accessory for windows showing the design;

FIG. 2 is a perspective view taken from the top, rear and left side of the accessory for windows of FIG. 1;

FIG. 3 is a front elevation of the accessory for windows of FIG. 1;

FIG. 4 is a rear elevation of the accessory for windows of FIG. 1;

FIG. 5 is a right side elevation of the accessory for windows of FIG. 1;

The left side elevation of the accessory for windows of FIG. 1 is a mirror image of the right side elevation; and,

FIG. 6 is a bottom plan view of the accessory for windows of FIG. 1.

The broken line drawing is for environmental purposes only and forms no part of the claimed design.


See application file for complete search history.

(56) **References Cited**

**U.S. PATENT DOCUMENTS**

6,168,291 B1 \* 1/2001 Rockey et al. .... 362/278  
D453,087 S \* 1/2002 Møller ..... D6/575  
D502,625 S \* 3/2005 Smith et al. .... D6/575  
D530,965 S \* 10/2006 Roberts ..... D6/575  
D533,003 S \* 12/2006 Yu et al. .... D6/575  
D549,027 S \* 8/2007 Malkan et al. .... D6/575  
D566,446 S \* 4/2008 Malkan ..... D6/575  
D568,082 S \* 5/2008 Bohlen ..... D6/575

**1 Claim, 6 Drawing Sheets**



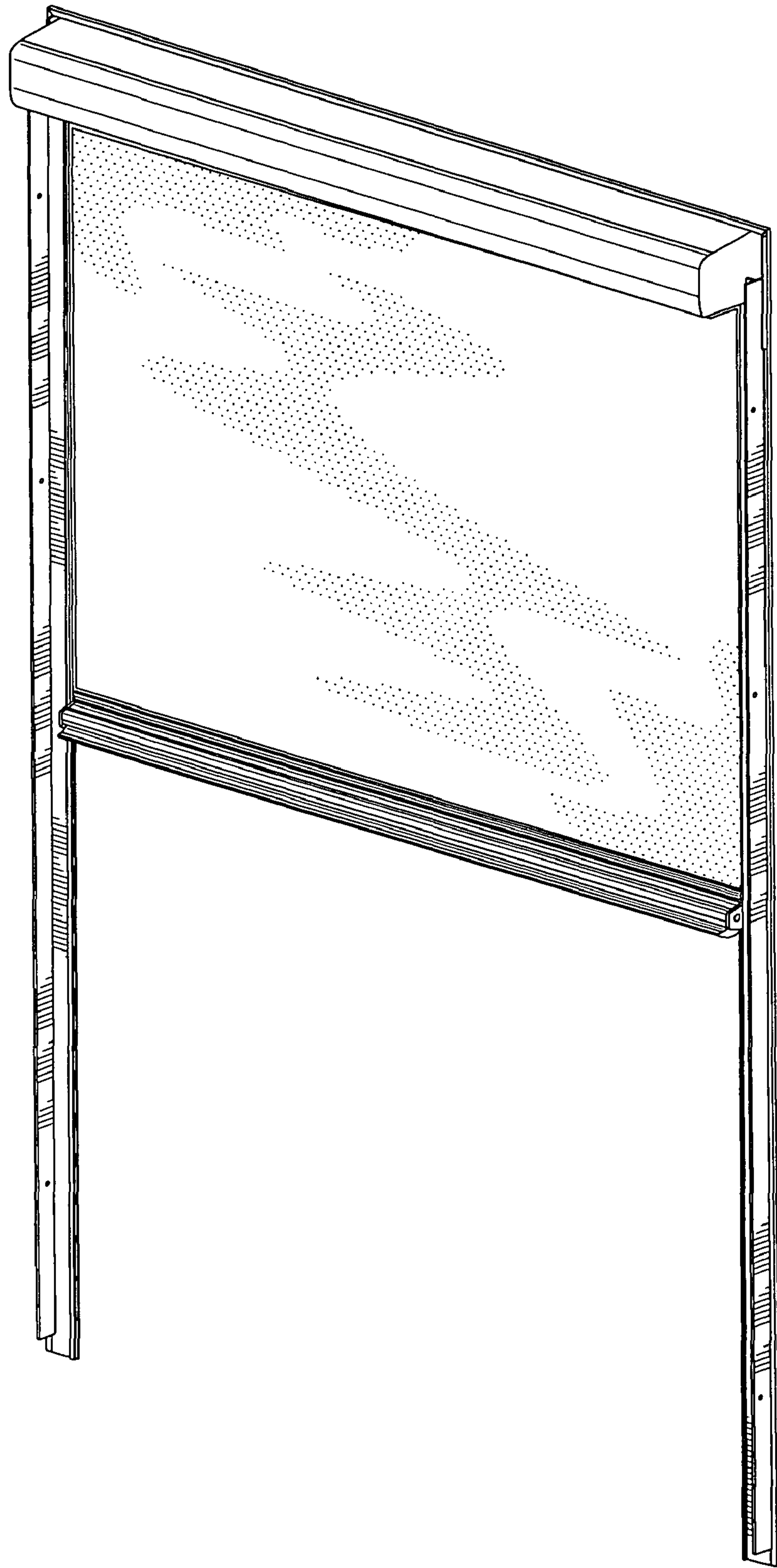


FIG. 1




FIG. 2




FIG. 3




FIG. 4





FIG. 5




FIG. 6