



US00D630872S

(12) **United States Design Patent**
Alvarez et al.

(10) **Patent No.:** **US D630,872 S**
(45) **Date of Patent:** **** Jan. 18, 2011**

(54) **DENTAL CHAIR BACK**

(75) Inventors: **Jason Alvarez**, Portland, OR (US);
Harold Halvorson, Jr., Beaverton, OR
(US)

(73) Assignee: **A-dec, Inc.**, Newberg, OR (US)

(**) Term: **14 Years**

(21) Appl. No.: **29/331,457**

(22) Filed: **Jan. 26, 2009**

(51) **LOC (9) Cl.** **06-01**

(52) **U.S. Cl.** **D6/502**

(58) **Field of Classification Search** D6/334-336,
D6/360-361, 365, 367, 371, 373, 379, 500-502;
D24/178, 183; 297/316, 313, 330, 391, 396,
297/344.17, 344.18, 423.1, 423.19, 68, 271.1,
297/353, 354.1; 601/49

See application file for complete search history.

(56) **References Cited**

U.S. PATENT DOCUMENTS

D199,978 S	1/1965	Carnese
D211,984 S	8/1968	Billin
3,414,324 A	12/1968	Taylor
D223,489 S	4/1972	Olsen
3,698,765 A	10/1972	Olsen
3,729,227 A	4/1973	Ohta
3,866,973 A	2/1975	Heubeck
D237,327 S	10/1975	Collins et al.
D238,019 S	12/1975	Leffler
D238,317 S	1/1976	Erlangen et al.
D260,703 S	9/1981	Pearson
D268,149 S	3/1983	Case
4,929,023 A	5/1990	Rasmussen
D324,968 S	3/1992	Smith
5,131,717 A	7/1992	Kaminiski et al.
D333,736 S	3/1993	Nordstrom
5,190,349 A	3/1993	Austin, Jr. et al.
D336,381 S	6/1993	Nordstrom
5,267,778 A	12/1993	Krebs et al.
D347,946 S	6/1994	Nordstrom et al.

5,320,415 A	6/1994	Krebs
5,340,953 A	8/1994	Krebs et al.
5,342,007 A	8/1994	LaPlante
5,374,136 A	12/1994	LaPlante
5,395,160 A	3/1995	Krebs et al.
5,405,115 A	4/1995	Reed
D357,834 S	5/1995	Nordstrom et al.
D361,438 S	8/1995	Spencer et al.
5,467,951 A	11/1995	Young
D371,263 S	7/1996	Liu
5,601,331 A	2/1997	Austin, Jr. et al.

(Continued)

OTHER PUBLICATIONS

A-dec, Inc. 500 brochure.

(Continued)

Primary Examiner—Caron Veynar
Assistant Examiner—Abraham Bahta
(74) *Attorney, Agent, or Firm*—Klarquist Sparkman LLP

(57) **CLAIM**

We claim the ornamental design for a dental chair back, as shown and described.

DESCRIPTION

FIG. 1 is a right side perspective view of the dental chair back showing our new design;

FIG. 2 is a right side view, the left side view being a mirror image thereof;

FIG. 3 is a front view thereof;

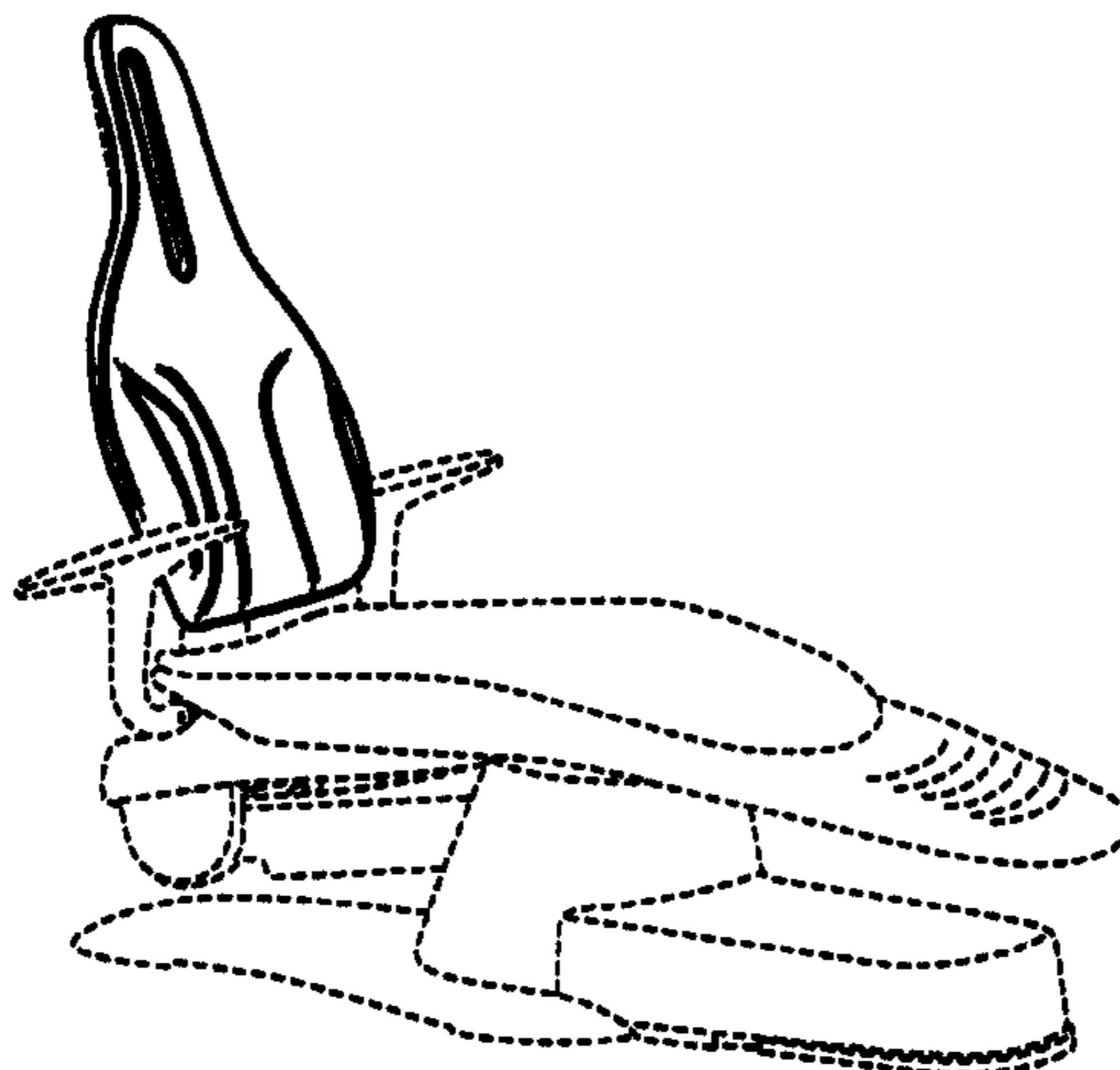
FIG. 4 is a back view thereof;

FIG. 5 is a top plan view thereof; and,

FIG. 6 is a bottom plan view thereof.

The broken lines shown herein are for illustrative purposes only and form no part of the claimed design.

1 Claim, 4 Drawing Sheets



US D630,872 S

Page 2

U.S. PATENT DOCUMENTS

D378,961 S 4/1997 Nordstrom et al.
5,628,546 A 5/1997 Boetzkes
D384,154 S 9/1997 Malmen et al.
5,823,699 A 10/1998 Austin, Jr. et al.
6,013,882 A 1/2000 Boetzkes
D420,225 S 2/2000 Lamb et al.
D444,325 S 7/2001 DeJule
D462,189 S 9/2002 Brockway et al.
D495,165 S 8/2004 Lenger
6,802,564 B2 10/2004 Brockway et al.
D498,067 S 11/2004 Van Dyke
6,814,409 B2 11/2004 Jackson

6,893,096 B2 5/2005 Bonn et al.
D525,443 S 7/2006 Takahashi
7,195,219 B2 3/2007 Irwin et al.
D542,064 S 5/2007 Hosey
7,240,966 B2 7/2007 Stone et al.
7,290,836 B2 11/2007 Nordstrom et al.
D565,315 S 4/2008 Nielsen
D578,787 S 10/2008 Genelli
D614,424 S * 4/2010 Halvorson et al. D6/502

OTHER PUBLICATIONS

Sirona Teneo Brochure.

* cited by examiner

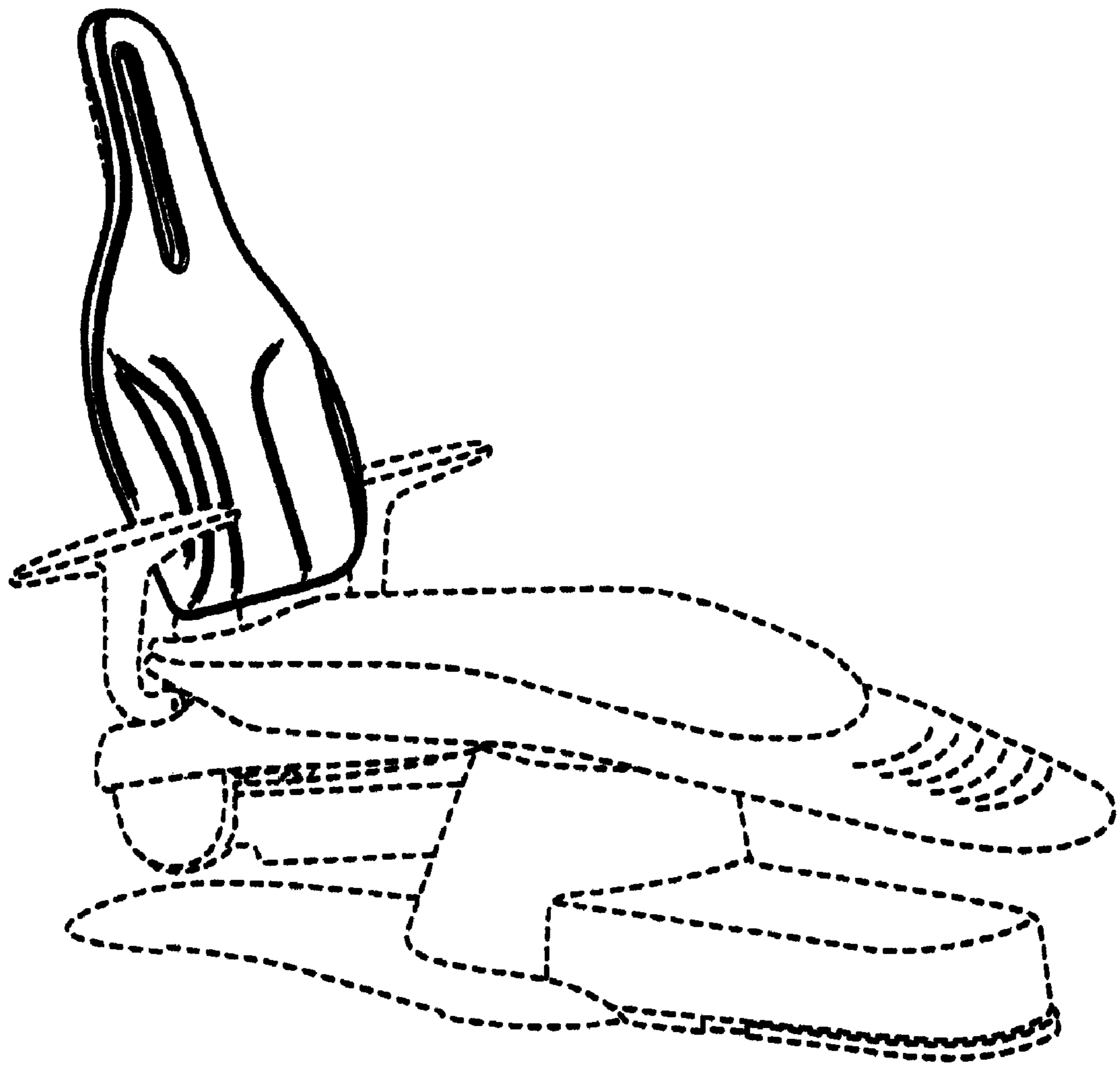


FIG. 1

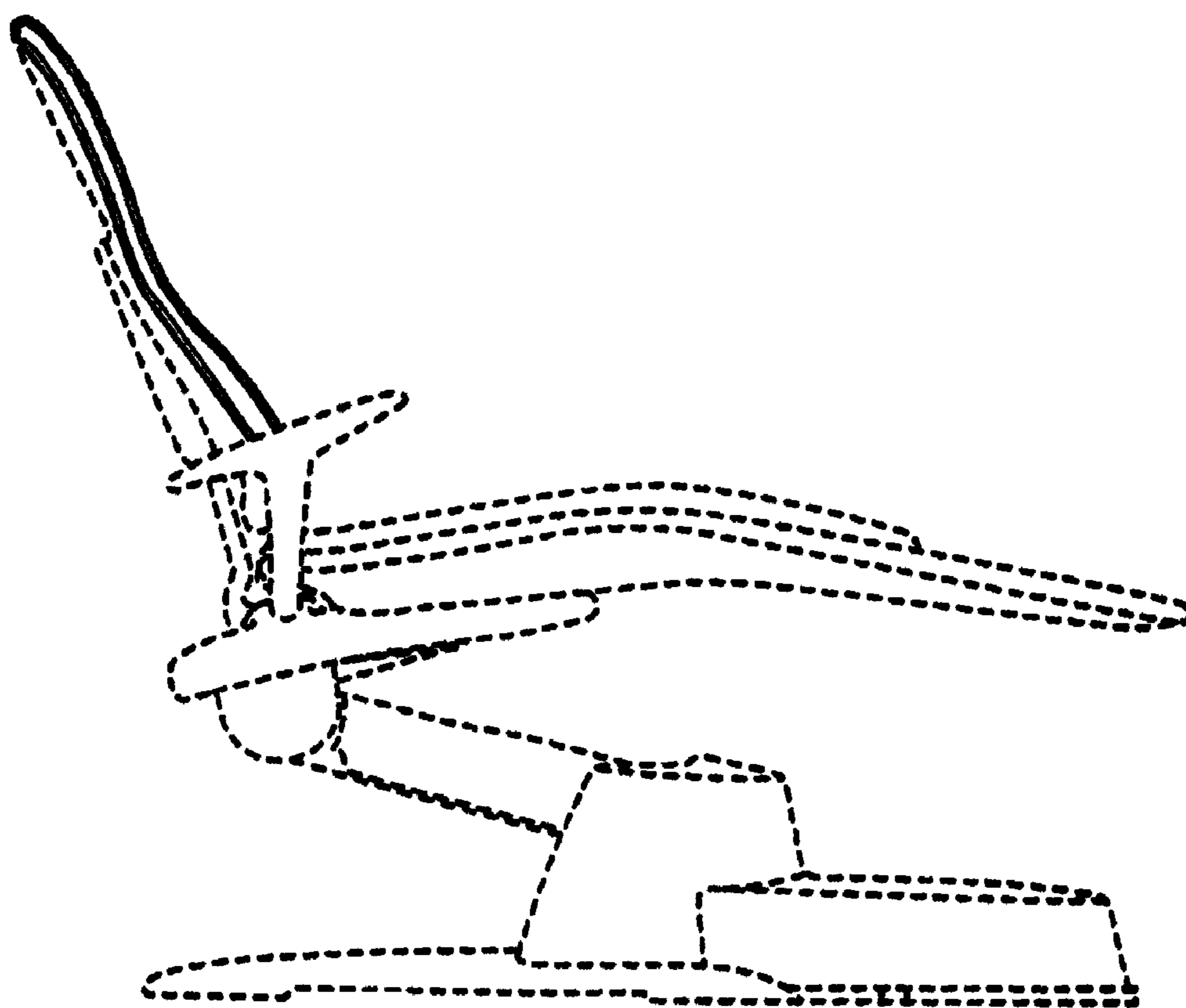


FIG. 2

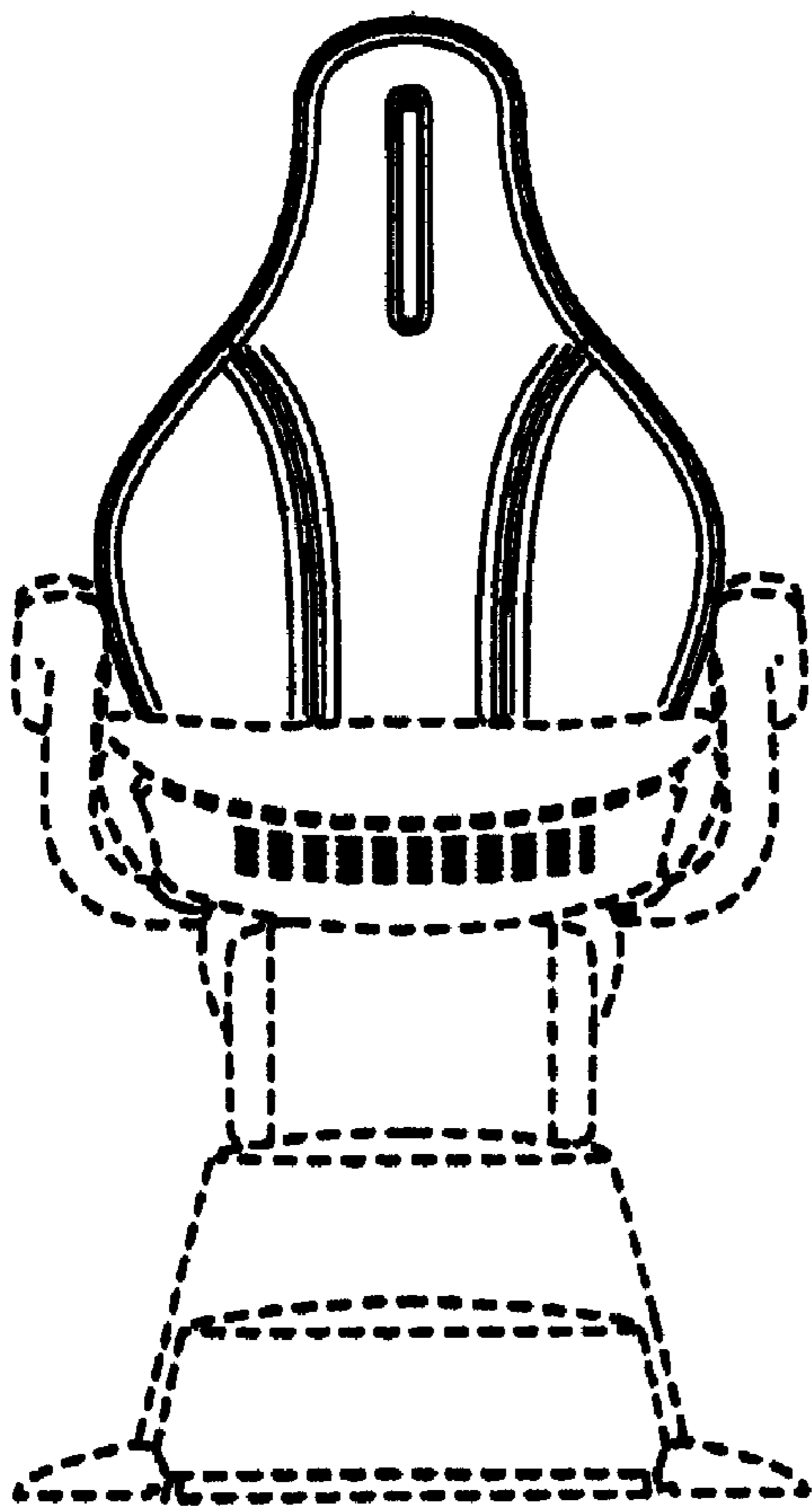


FIG. 3

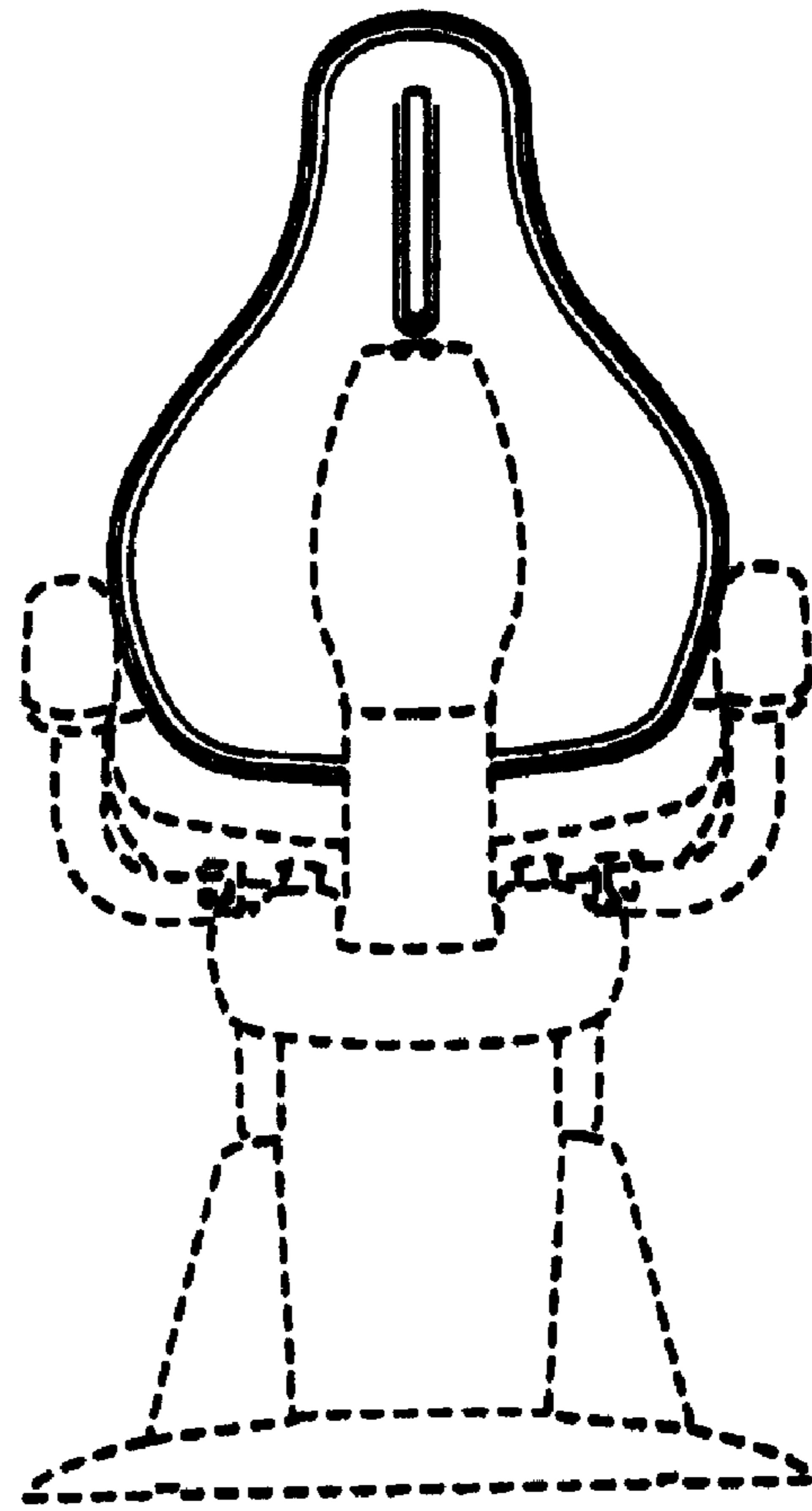


FIG. 4




FIG. 5

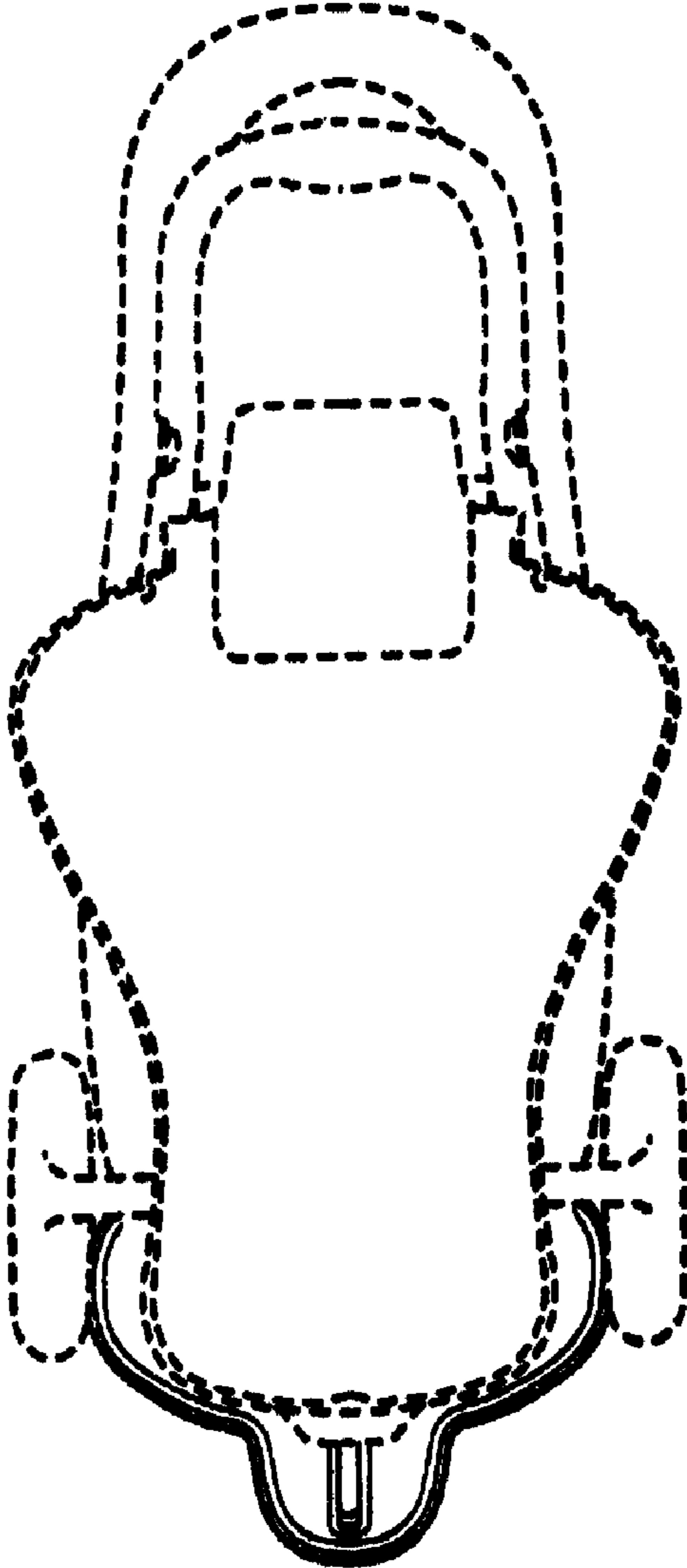


FIG. 6