



US00D630869S

(12) **United States Design Patent**
Evans

(10) **Patent No.:** **US D630,869 S**

(45) **Date of Patent:** **** Jan. 18, 2011**

(54) **PAN STAND**

(76) Inventor: **Damian Philip Evans**, 25 Rainville Road, Hammersmith, London W6 9HA (GB)

(**) Term: **14 Years**

(21) Appl. No.: **29/362,181**

(22) Filed: **May 21, 2010**

(30) **Foreign Application Priority Data**

Nov. 23, 2009 (EM) 001179725

(51) **LOC (9) Cl.** **06-04**

(52) **U.S. Cl.** **D6/462**

(58) **Field of Classification Search** D6/310, D6/312, 396, 397, 409, 410, 449, 450, 453-469, D6/470, 473; 211/1, 13.1, 22, 24, 26, 30, 211/33, 39, 41.1, 41.6, 41.12, 49.4, 50, 52, 211/53, 59.1, 85, 85.23, 85.26, 85.8, 86.01, 211/175, 189, 193; D7/601, 637, 640, 641; 141/106; 242/594.6; 248/127, 163.1, 176.1, 248/431

See application file for complete search history.

(56) **References Cited**

U.S. PATENT DOCUMENTS

D23,192 S * 4/1894 Lamdau D6/415
601,753 A * 4/1898 Kaiser 211/41.2
1,525,445 A * 2/1925 Hamilton 211/50
1,639,318 A * 8/1927 Viewegh 248/163.1

1,922,892 A * 8/1933 Holleman 242/594.6
D188,299 S * 6/1960 Pacelli et al. D6/468
3,192,970 A * 7/1965 Allen 141/106
4,426,011 A * 1/1984 Jay 211/193
4,691,832 A * 9/1987 Steiger 211/85.23
D295,809 S * 5/1988 Green D6/468
D356,907 S * 4/1995 Jernigan D6/463
D405,300 S * 2/1999 Regan D6/473
D553,863 S * 10/2007 Stengel et al. D6/312
2004/0140277 A1 * 7/2004 Comartin et al. 211/59.1

* cited by examiner

Primary Examiner—Mary Ann Calabrese

(74) *Attorney, Agent, or Firm*—Heslin Rothenberg Farley & Mesiti P.C.

(57) **CLAIM**

The ornamental design for a pan stand, as shown and described.

DESCRIPTION

FIG. 1 is a front plan view of the pan stand of the present invention;

FIG. 2 is a right side plan view thereof;

FIG. 3 is a bottom plan view thereof;

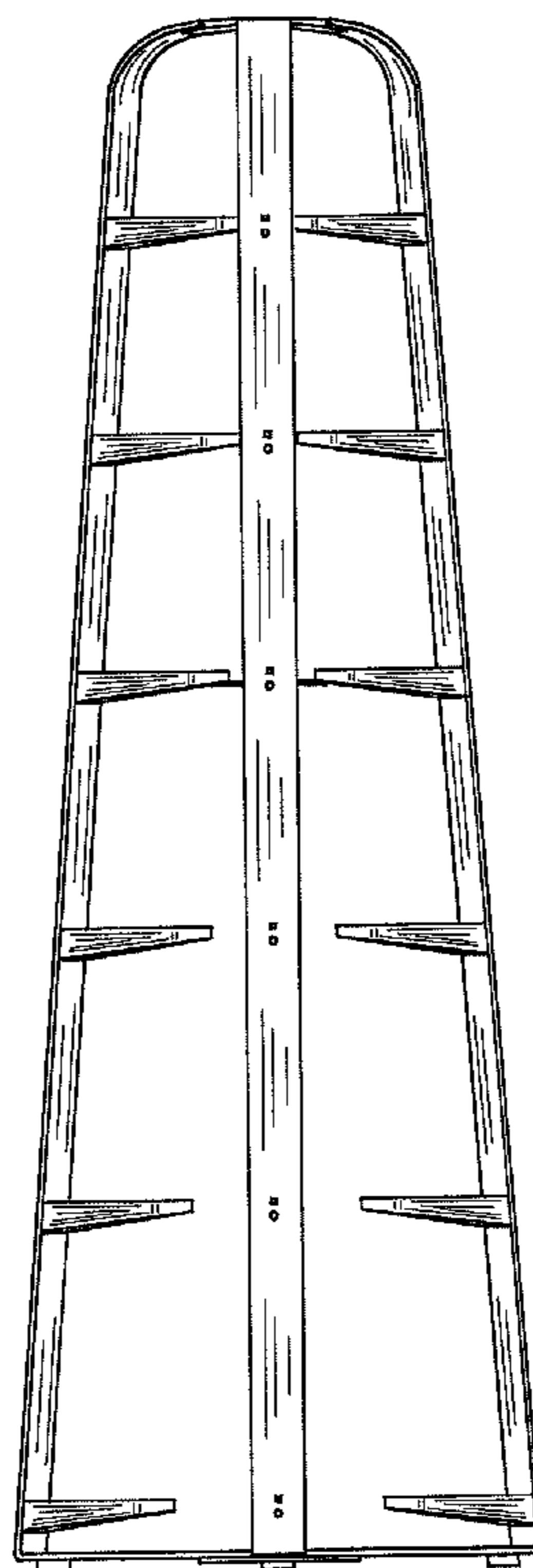
FIG. 4 is a left side plan view thereof;

FIG. 5 is a front perspective view thereof;

FIG. 6 is a back plan view thereof; and,

FIG. 7 is a top plan view thereof.

1 Claim, 7 Drawing Sheets



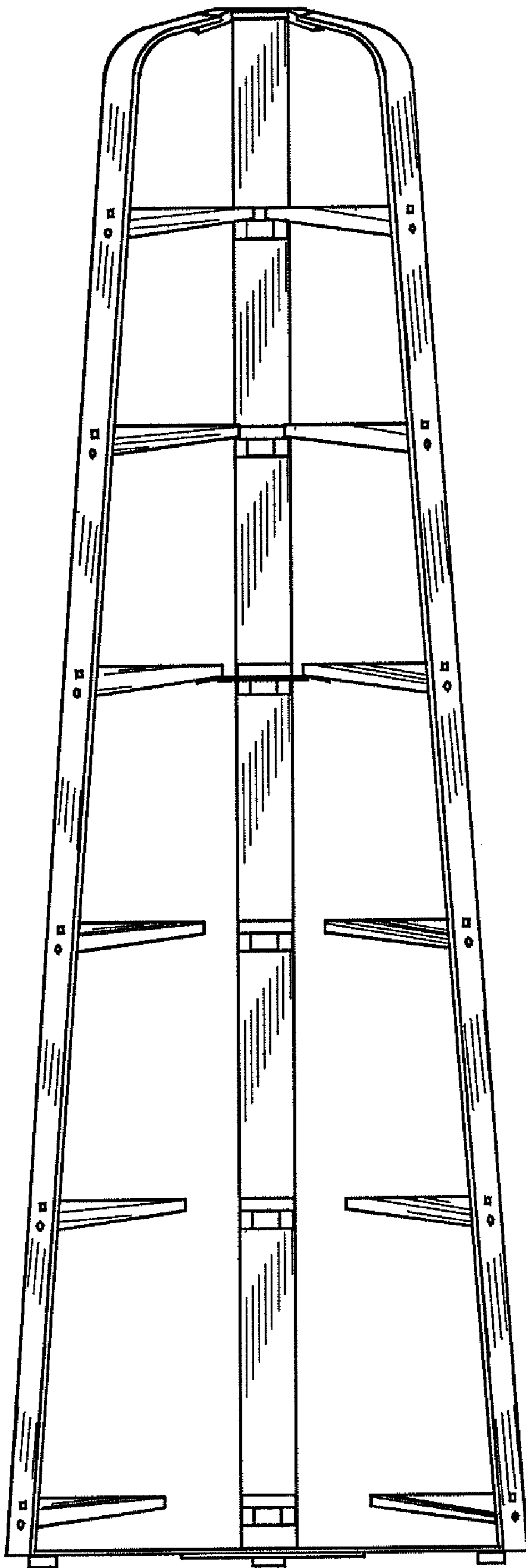


FIG. 1

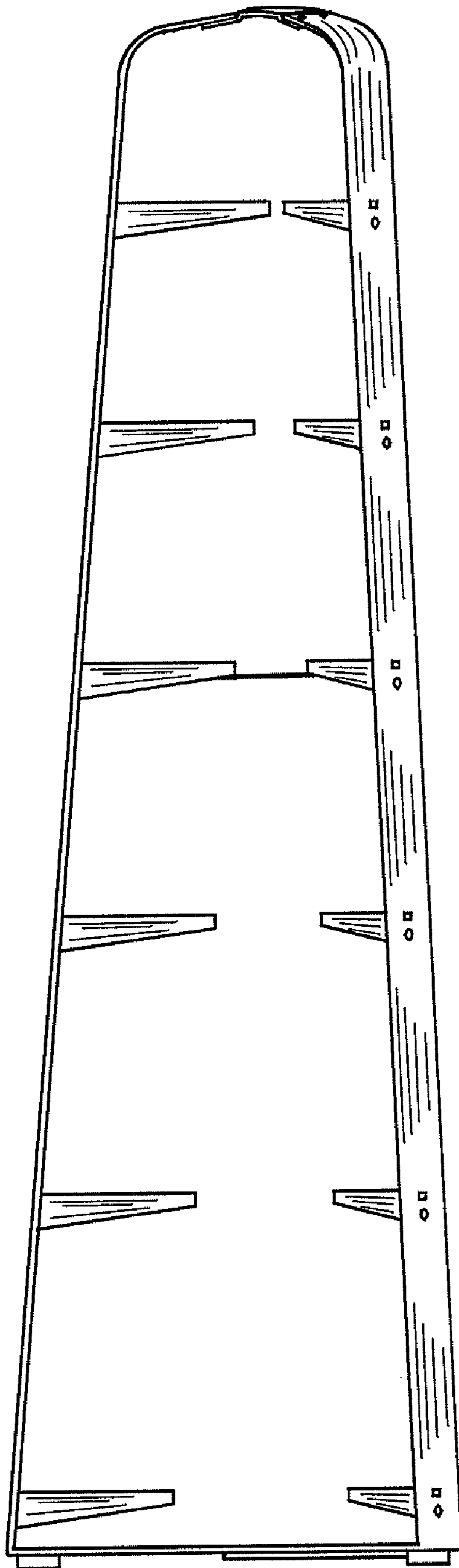


FIG. 2

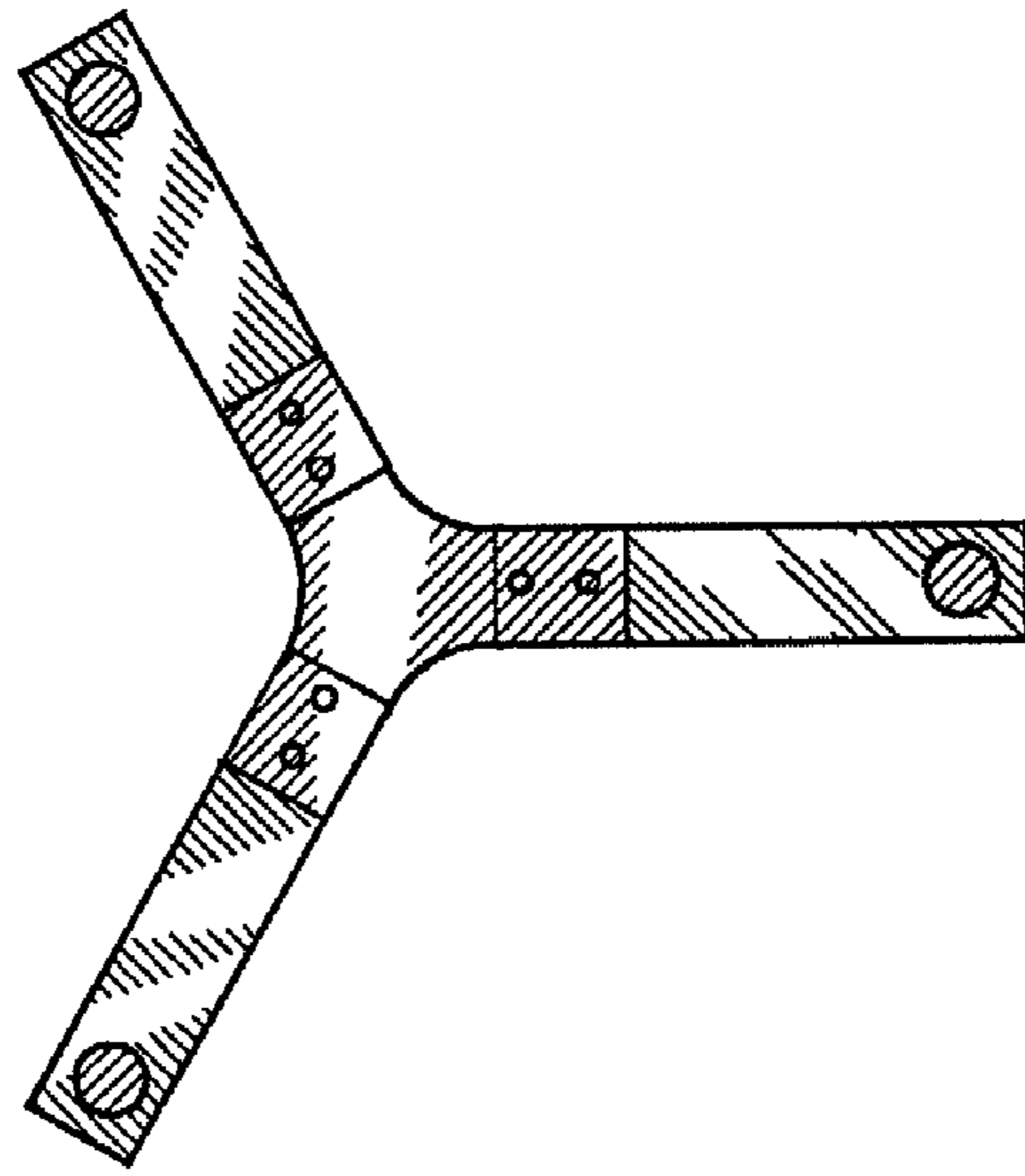


FIG. 3

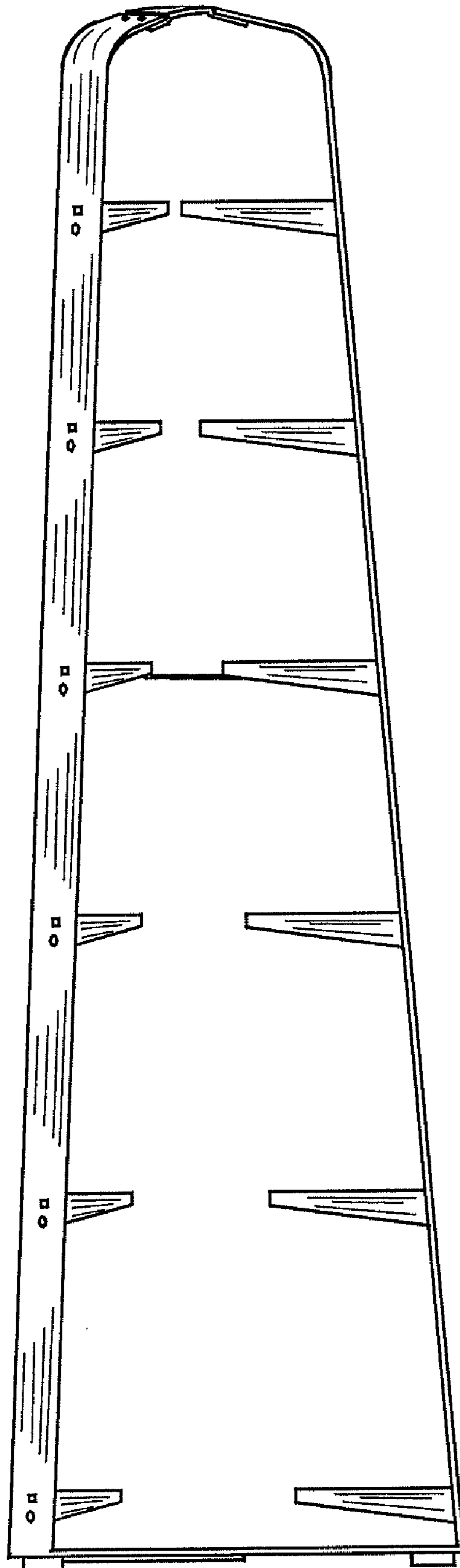


FIG. 4

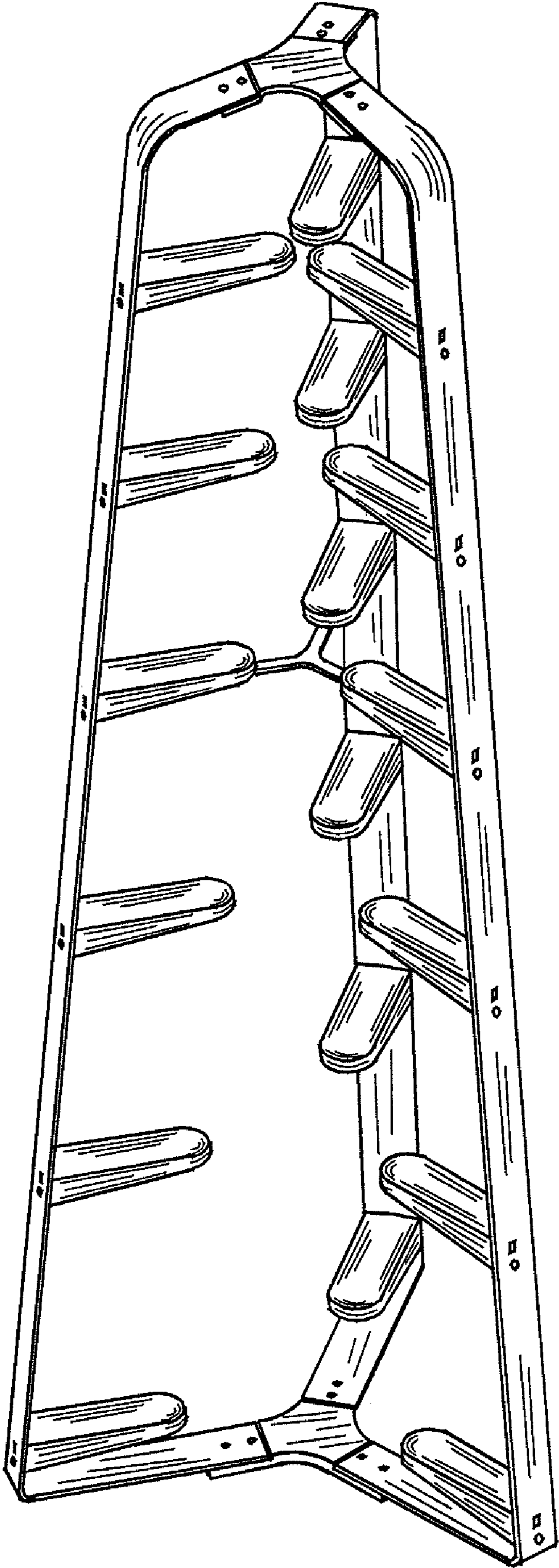


FIG. 5

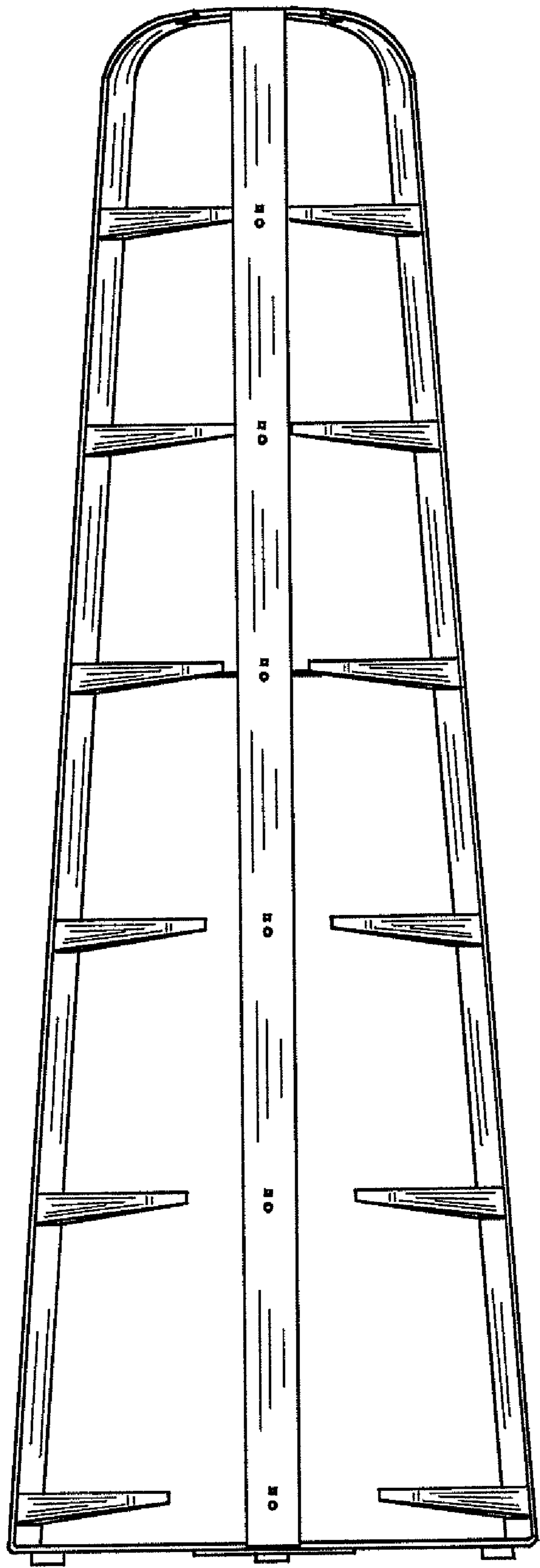


FIG. 6

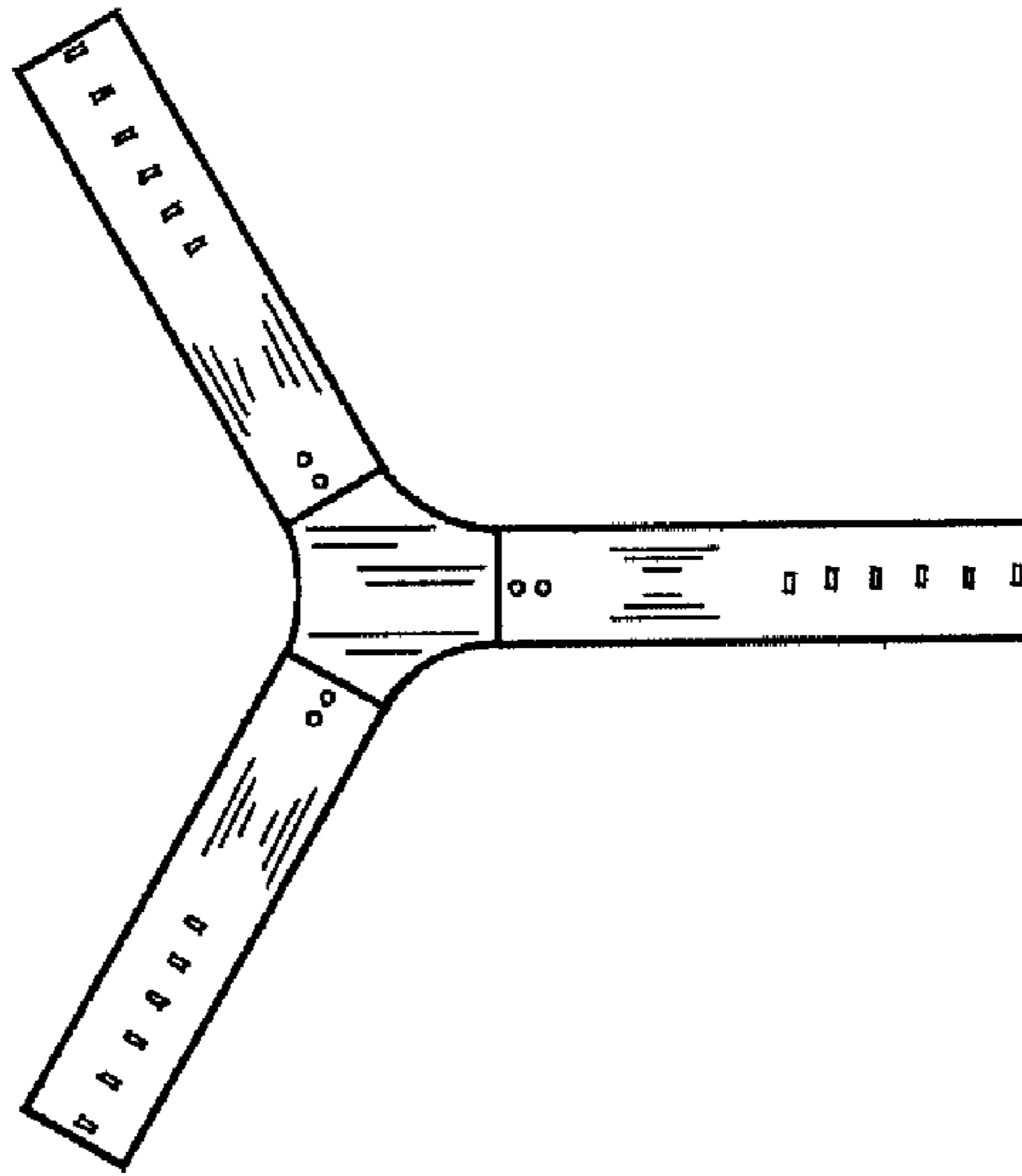


FIG. 7