



US00D630862S

(12) **United States Design Patent**
Roberts et al.

(10) **Patent No.:** **US D630,862 S**
(45) **Date of Patent:** **** Jan. 18, 2011**

(54) **CLEANSING CLOTH WITH PATTERN DESIGN**

D509,366 S * 9/2005 Pommier et al. D5/57
D515,825 S * 2/2006 Eley et al. D5/60

(75) Inventors: **Kimberly Dawn Roberts**, Cincinnati, OH (US); **Gina Barattieri Tesnar**, Newport, KY (US)

(Continued)

(73) Assignee: **The Procter & Gamble Company**, Cincinnati, OH (US)

OTHER PUBLICATIONS

(**) Term: **14 Years**

The most current USPTO Office Action dated May 7, 2010 from co-pending application No. D-1111D, U.S. Appl. No. 29/335,939; Notice of Allowance, 6 pages.

(21) Appl. No.: **29/367,521**

Primary Examiner—Robert M Spear

Assistant Examiner—Barbara B Lohr

(22) Filed: **Aug. 9, 2010**

(74) *Attorney, Agent, or Firm*—Mark A. Charles

Related U.S. Application Data

(57) **CLAIM**

(62) Division of application No. 29/335,939, filed on Apr. 24, 2009, now Pat. No. Des. 623,424, which is a division of application No. 29/263,935, filed on Jul. 31, 2006, now Pat. No. Des. 592,860.

The ornamental design for a a cleansing cloth with pattern design, as shown and described.

(51) **LOC (9) Cl.** **05-02**

(52) **U.S. Cl.** **D5/61**

(58) **Field of Classification Search** D5/2, D5/3, 7, 8, 15, 29, 53, 57, 59, 60, 61, 99; 404/402; D32/40; D6/582, 583, 595, 596

See application file for complete search history.

DESCRIPTION

FIG. 1 is a perspective view of an embodiment of a cleansing cloth with pattern design showing our new design;

FIG. 2 is a top view of a cleansing cloth with pattern design as shown in FIG. 1;

FIG. 3 is a bottom view of a cleansing cloth with pattern design as shown in FIG. 1;

FIG. 4 is a right side view of a cleansing cloth with pattern design as shown in FIG. 1;

FIG. 5 is a left side view of a cleansing cloth with pattern design as shown in FIG. 1;

FIG. 6 is a front side view of a cleansing cloth with pattern design as shown in FIG. 1;

FIG. 7 is a back side view of a cleansing cloth with pattern design as shown in FIG. 1;

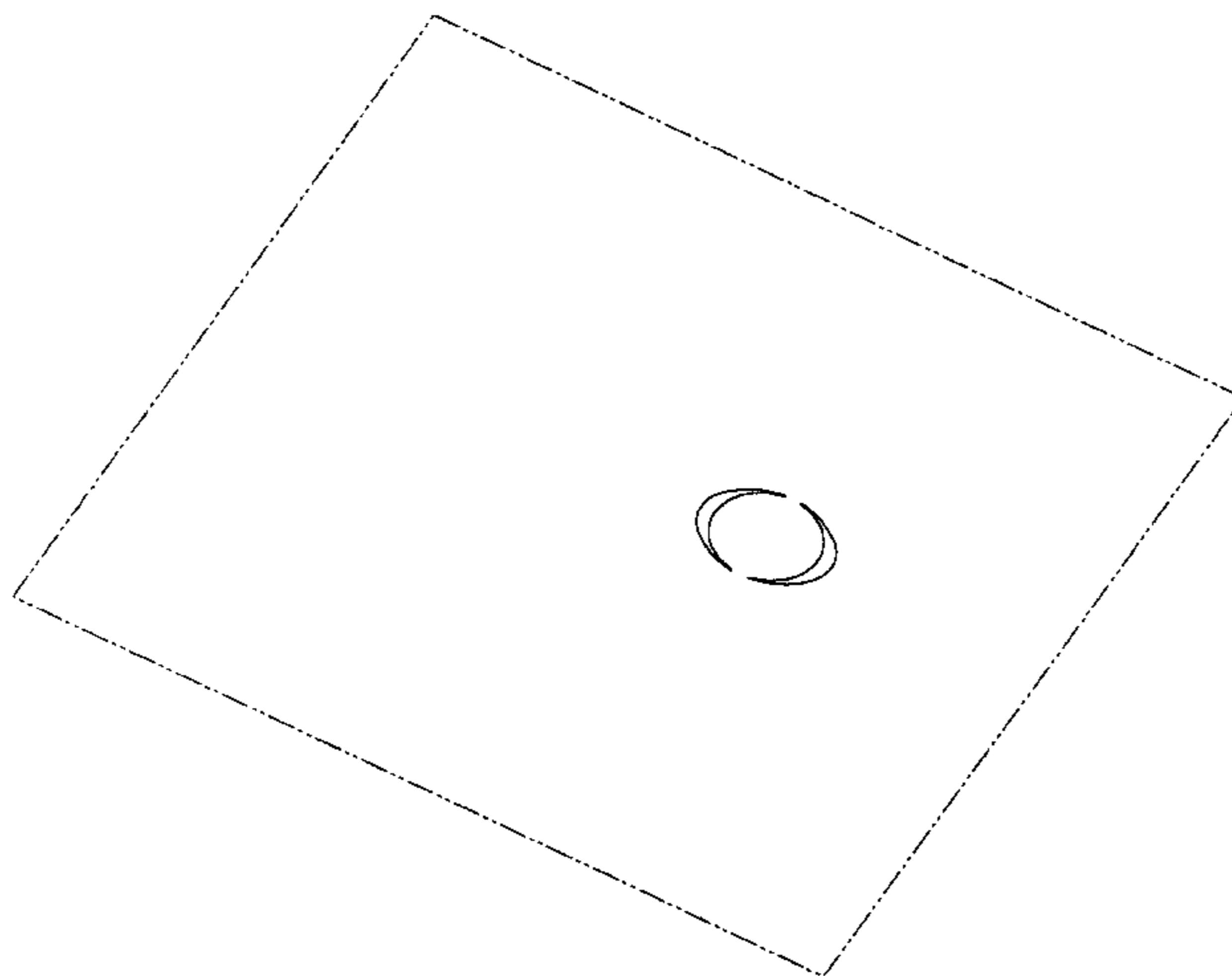
The broken lines in the drawings depict the boundaries of the claimed design and form no part thereof.

(56) **References Cited**

U.S. PATENT DOCUMENTS

D113,826	S	*	3/1939	Lehmann	D5/60
D114,518	S	*	4/1939	Lehmann	D5/60
D114,519	S	*	4/1939	Lehman	D5/60
D183,373	S	*	8/1958	Scheiding	D5/60
3,929,678	A		12/1975	Laughlin et al.		
4,557,853	A		12/1985	Collins		
4,891,227	A		1/1990	Thaman et al.		
4,891,228	A		1/1990	Thaman et al.		
5,069,897	A		12/1991	Orr		
D438,355	S	*	2/2001	Tintelnot	D32/40
6,280,757	B1		8/2001	McAtee et al.		

1 Claim, 5 Drawing Sheets



US D630,862 S

Page 2

U.S. PATENT DOCUMENTS

D516,321 S *	3/2006	Carter et al.	D5/53	D573,763 S *	7/2008	Policicchio et al.	D32/40
D521,743 S	5/2006	Carter		D582,618 S	12/2008	Caruso	
D556,967 S	12/2007	Martins		D592,860 S *	5/2009	Roberts et al.	D5/60
				2008/0075748 A1 *	3/2008	Hasenoehrl et al.	424/402

* cited by examiner

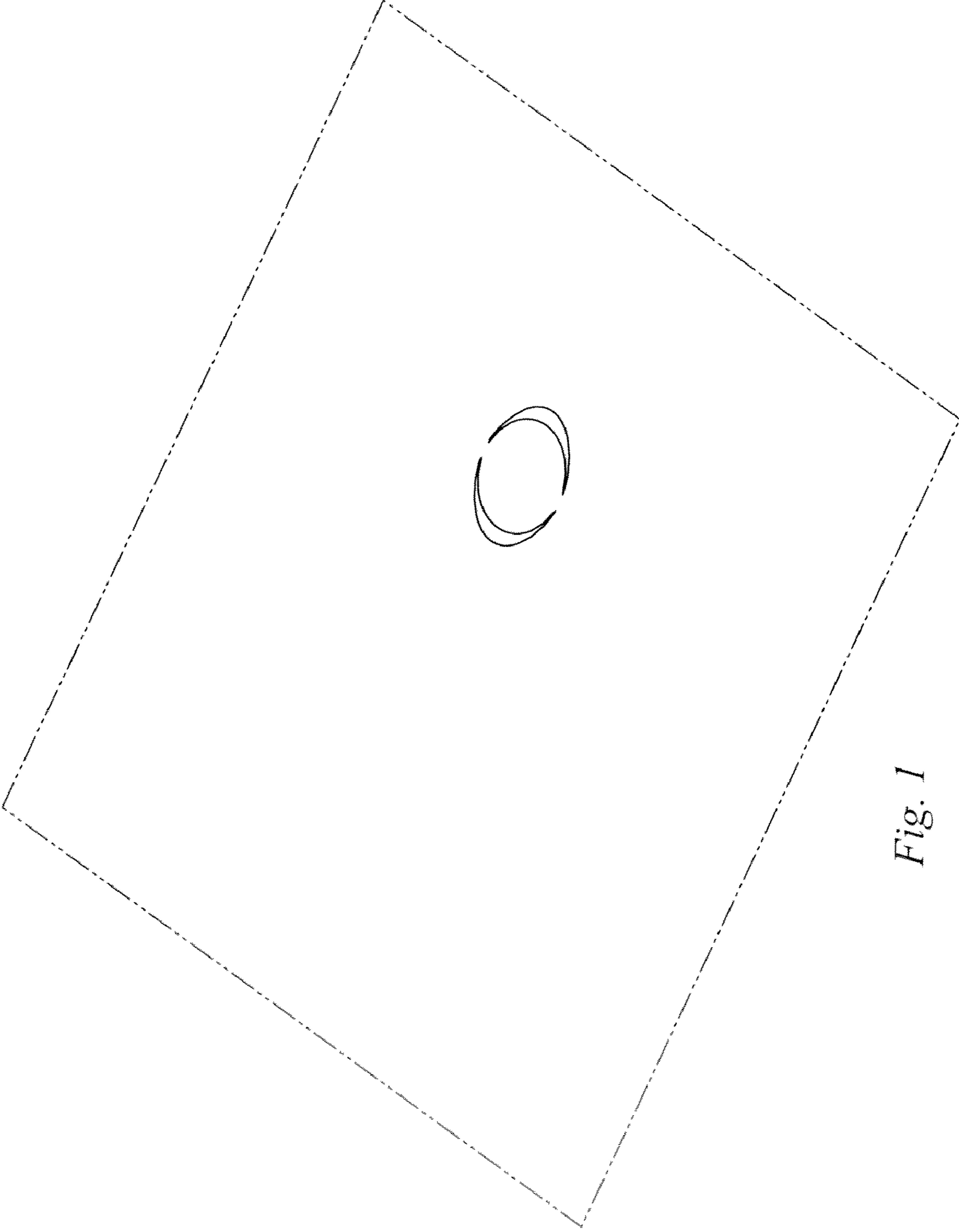


Fig. 1




Fig. 2




Fig. 3

Fig. 4

Fig. 5

Fig. 6

Fig. 7