



US00D630859S

(12) **United States Design Patent**
Koenig

(10) **Patent No.:** **US D630,859 S**
(45) **Date of Patent:** **** Jan. 18, 2011**

(54) **SHEET MATERIAL WITH PATTERN**

D407,225 S 3/1999 Dwiggins et al.
D423,232 S 4/2000 Reid
D426,709 S 6/2000 Latchoo
D428,931 S 8/2000 Zulch

(75) Inventor: **John William Koenig**, Cincinnati, OH
(US)

(73) Assignee: **The Procter & Gamble Company**,
Cincinnati, OH (US)

(Continued)

(**) Term: **14 Years**

FOREIGN PATENT DOCUMENTS

DE 049807176.0001 2/1999

(21) Appl. No.: **29/369,310**

(22) Filed: **Sep. 7, 2010**

(Continued)

Related U.S. Application Data

(62) Division of application No. 29/358,409, filed on Mar. 26, 2010, now Pat. No. Des. 625,110, which is a division of application No. 29/308,093, filed on May 28, 2008, now Pat. No. Des. 615,378.

Primary Examiner—Robert M Spear
Assistant Examiner—Barbara B Lohr

(74) *Attorney, Agent, or Firm*—Larry L. Huston; Leonard W. Lewis; Steven W. Miller

(51) **LOC (9) Cl.** **05-06**

(52) **U.S. Cl.** **D5/53**

(58) **Field of Classification Search** D5/1,
D5/7, 8, 11, 13, 14, 15, 16, 25, 28, 30, 32,
D5/35, 39, 47, 50, 53, 58, 59, 60, 61, 62,
D5/63, 64, 65, 66, 99; D13/122, 133; 156/148,
156/209; D7/396.4, 396.5, 396; 5/413 AM,
5/709; D25/142, 152; 428/95, 187, 198,
428/199, 540; D15/5

See application file for complete search history.

(57) **CLAIM**

The ornamental design for a sheet material with pattern, as shown and described.

DESCRIPTION

FIG. 1 is a perspective view of a sheet material with pattern. FIG. 2 is a front view of the sheet material with pattern of FIG. 1.

FIG. 3 is a perspective view of a sheet material with pattern. FIG. 4 is a front view of the sheet material with pattern of FIG. 3.

The side views and rear views form no part of the design hereof in any of the foregoing embodiments.

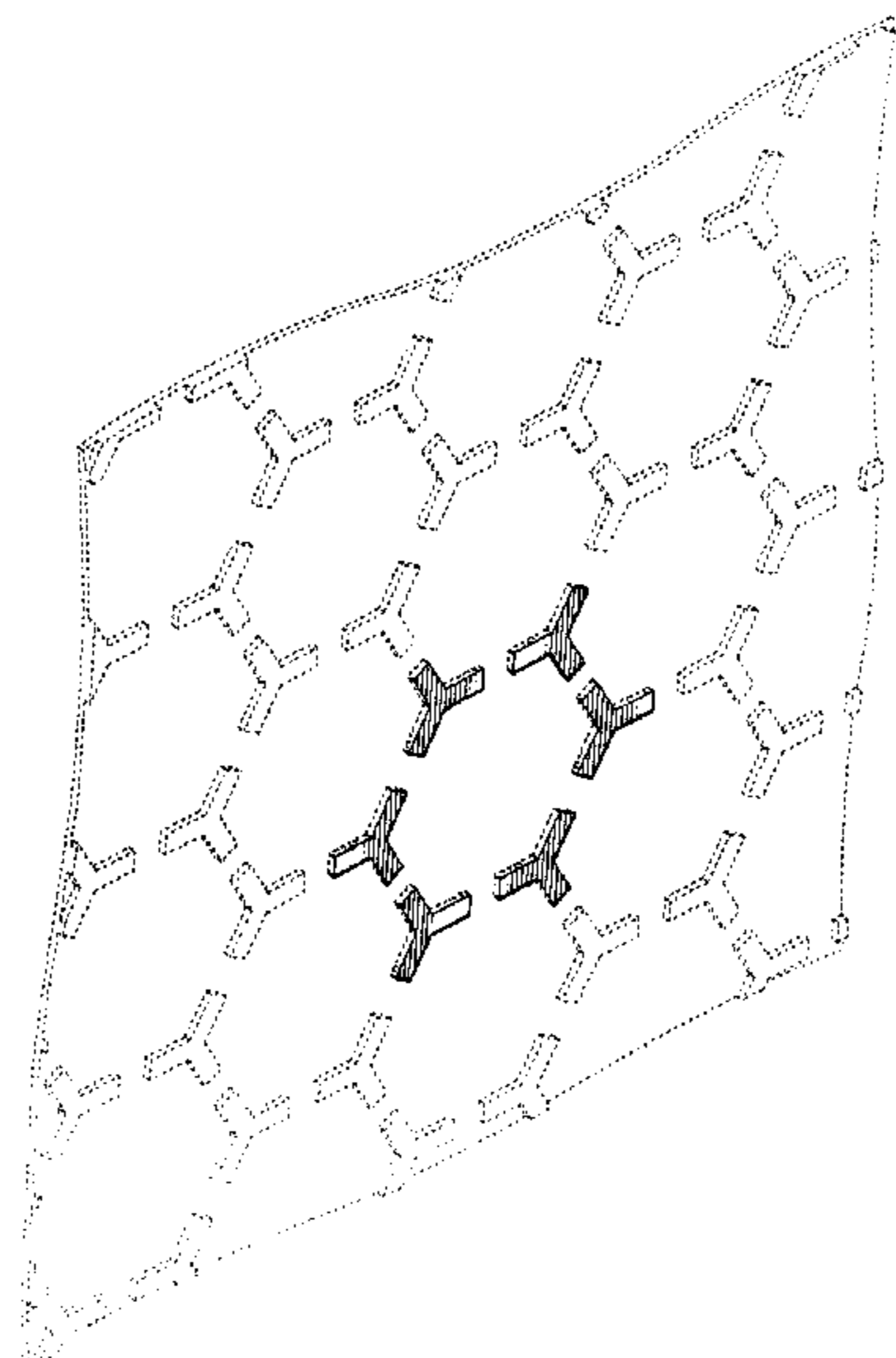
The broken lines in the drawings represent unclaimed environmental matter and the broken lines on the edges of the sides of the drawings define the boundaries of the claimed design. The broken lines form no part of the claim.

(56) **References Cited**

U.S. PATENT DOCUMENTS

D349,159 S 7/1994 Huffman
D363,610 S 10/1995 Saffran et al.
D364,040 S 11/1995 Suskind
D377,270 S 1/1997 Neal
D382,162 S 8/1997 Ertolacci et al.
D392,466 S 3/1998 Kendall et al.
D405,271 S 2/1999 Unwin et al.

1 Claim, 4 Drawing Sheets



US D630,859 S

Page 2

U.S. PATENT DOCUMENTS

D430,406 S 9/2000 Ingalls
D438,017 S 2/2001 Reid
D453,880 S 2/2002 Cheynet
D459,093 S 6/2002 Forin
D463,137 S 9/2002 Monroe et al.
D463,138 S 9/2002 Cohen et al.
D501,609 S 2/2005 Wong et al.
D508,332 S 8/2005 Julton
D518,298 S 4/2006 Hynnek et al.
D532,613 S 11/2006 Wu
D587,197 S * 2/2009 Yoshikawa et al. D13/122
D590,158 S * 4/2009 Rushworth D5/59
D591,052 S 4/2009 Lin

D591,053 S * 4/2009 Lin D5/58
D598,380 S 8/2009 Kuriki
D599,824 S * 9/2009 Chang D15/5
D600,454 S 9/2009 Della Valle
D608,546 S * 1/2010 Dicker et al. D5/59
D615,378 S * 5/2010 Koenig D8/53
D625,110 S * 10/2010 Koenig D5/53

FOREIGN PATENT DOCUMENTS

ES 000025405 5/1999
FR 000981770.0001 9/1998
GB 004002975 7/2007
WO WO000033871.0009 10/1995

* cited by examiner

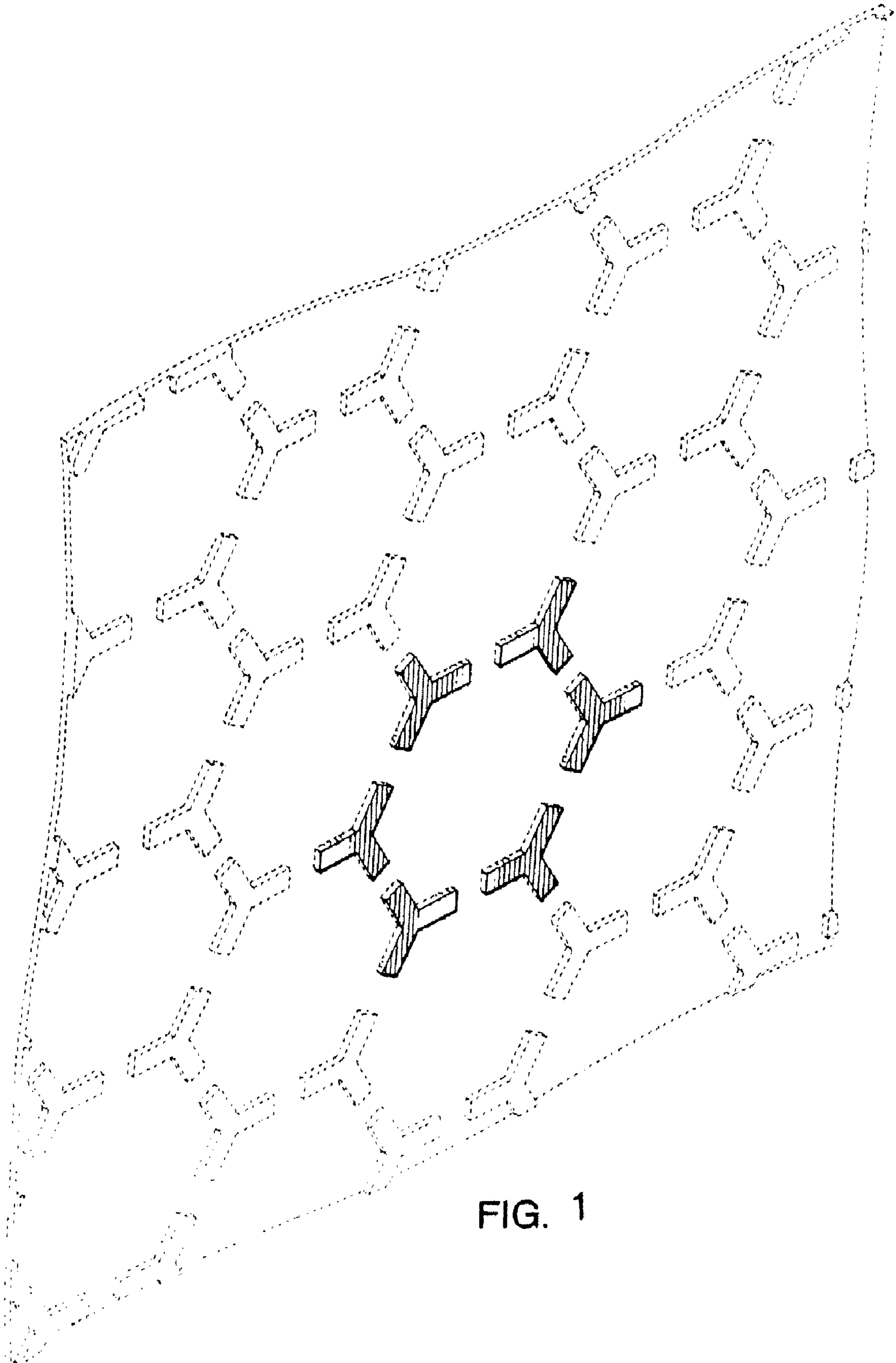


FIG. 1

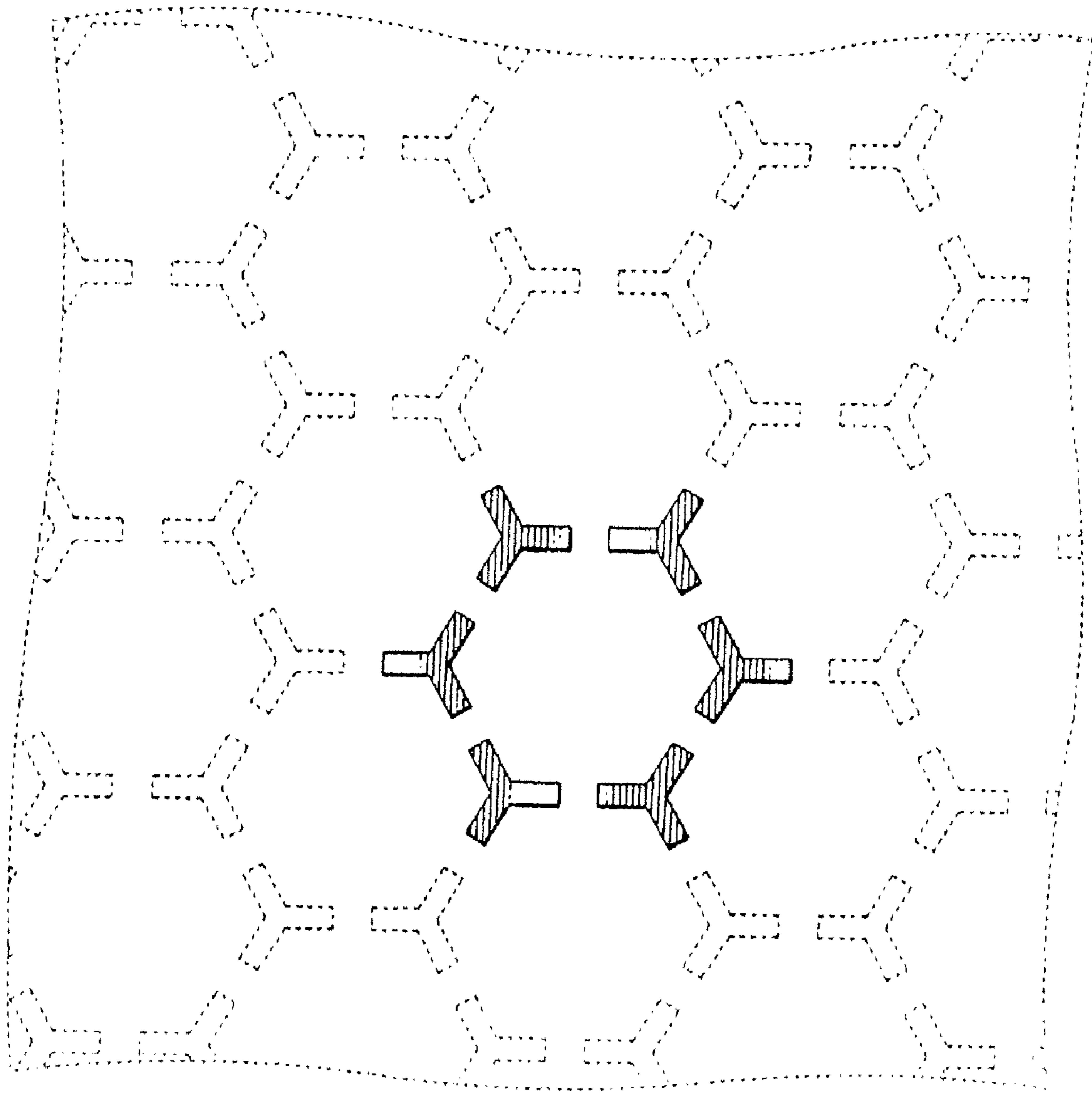


FIG. 2

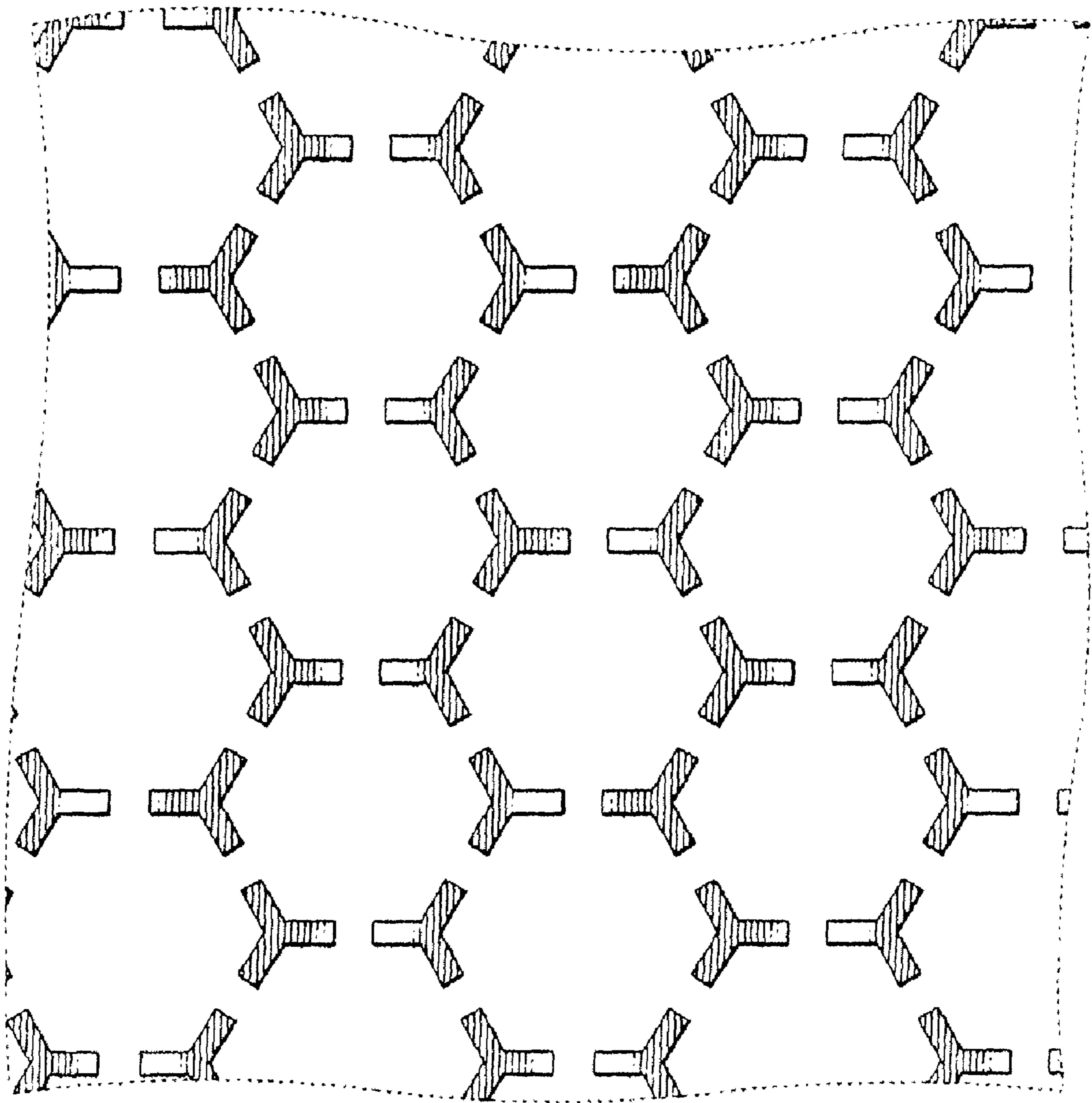


FIG. 4