



(12) **United States Design Patent**  
**Lozov et al.**

(10) **Patent No.:** **US D630,854 S**  
(45) **Date of Patent:** **\*\* Jan. 18, 2011**

(54) **PET TOOTHBRUSH**

WO WO 2006/041920 A1 \* 4/2006

(76) Inventors: **Irene Lozov**, 0 Keniston Rd., Lynnfield, MA (US) 01940; **Katherine Selector**, 0 Keniston Rd., Lynnfield, MA (US) 01940

**OTHER PUBLICATIONS**

Wild Ones® Ergo Grip Toothbrushes #15042 [online]. World Trend Inc., 2004 [retrieved on Jun. 7, 2009]. Retrieved from the Internet using Web Archive <URL: [http://web.archive.org/web/\\*/http://www.worldtrend.com](http://web.archive.org/web/*/http://www.worldtrend.com)>.\*

(\*\*) **Term:** **14 Years**

\* cited by examiner

(21) **Appl. No.:** **29/307,595**

(22) **Filed:** **Apr. 29, 2008**

*Primary Examiner*—Melanie H Tung  
*Assistant Examiner*—Lavone D Tabor

(51) **LOC (9) Cl.** ..... **28-03**

(74) *Attorney, Agent, or Firm*—Law Offices of J. D. Geraigery; Janine D. Geraigery

(52) **U.S. Cl.** ..... **D4/101**

(58) **Field of Classification Search** ..... D4/101, D4/104–112, 114, 127, 132–134, 138; D24/111, D24/152, 176; 15/21.1, 22.1, 23, 24, 28, 15/29, 167.1, 167.2; 132/308–311; 601/142  
See application file for complete search history.

(57) **CLAIM**

The ornamental design for a pet toothbrush, as shown and described.

(56) **References Cited**

**DESCRIPTION**

**U.S. PATENT DOCUMENTS**

FIG. 1 is a perspective view of the pet toothbrush.

- 5,289,604 A \* 3/1994 Kressner ..... 15/22.1
- D411,769 S \* 7/1999 Wright ..... D4/101
- 6,799,346 B2 \* 10/2004 Jeng et al. .... 15/28
- D503,852 S \* 4/2005 Hensel ..... D4/111
- D527,185 S \* 8/2006 Vu ..... D4/101
- 2004/0154112 A1 8/2004 Braun et al. .... 15/22.1
- 2005/0125920 A1 6/2005 Hui et al. .... 15/22.1
- 2008/0196185 A1 \* 8/2008 Gatzemeyer et al. .... 15/23

FIG. 2 is a front elevational view thereof.

FIG. 3 is a rear elevational view thereof.

FIG. 4 is a left side elevational view thereof.

FIG. 5 is a top plan view thereof; and,

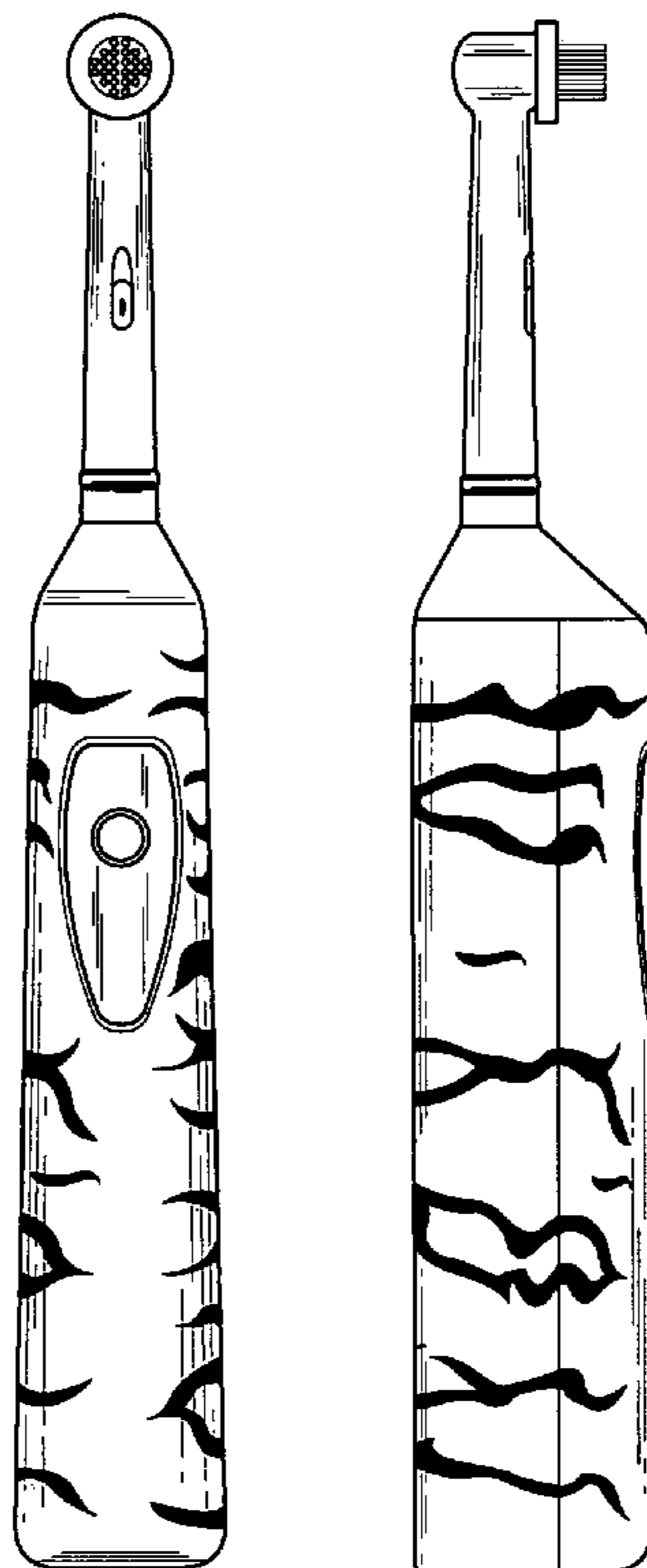
FIG. 6 is a bottom plan view thereof.

The solid black surface designs are omitted in FIG. 5 for ease of illustration.

**FOREIGN PATENT DOCUMENTS**

KR 10-2004-0036135 A \* 4/2004

**1 Claim, 3 Drawing Sheets**



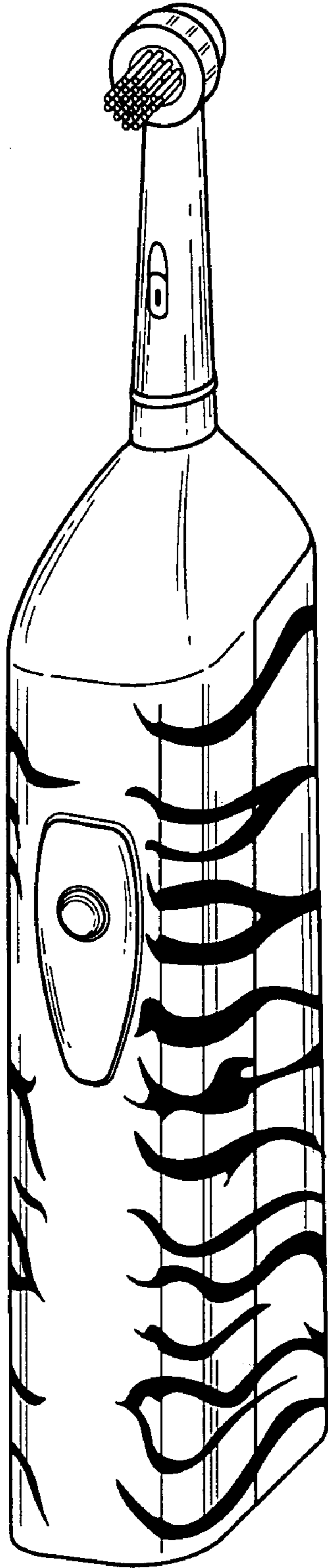


FIG. 1




FIG. 2




FIG. 3




FIG. 4

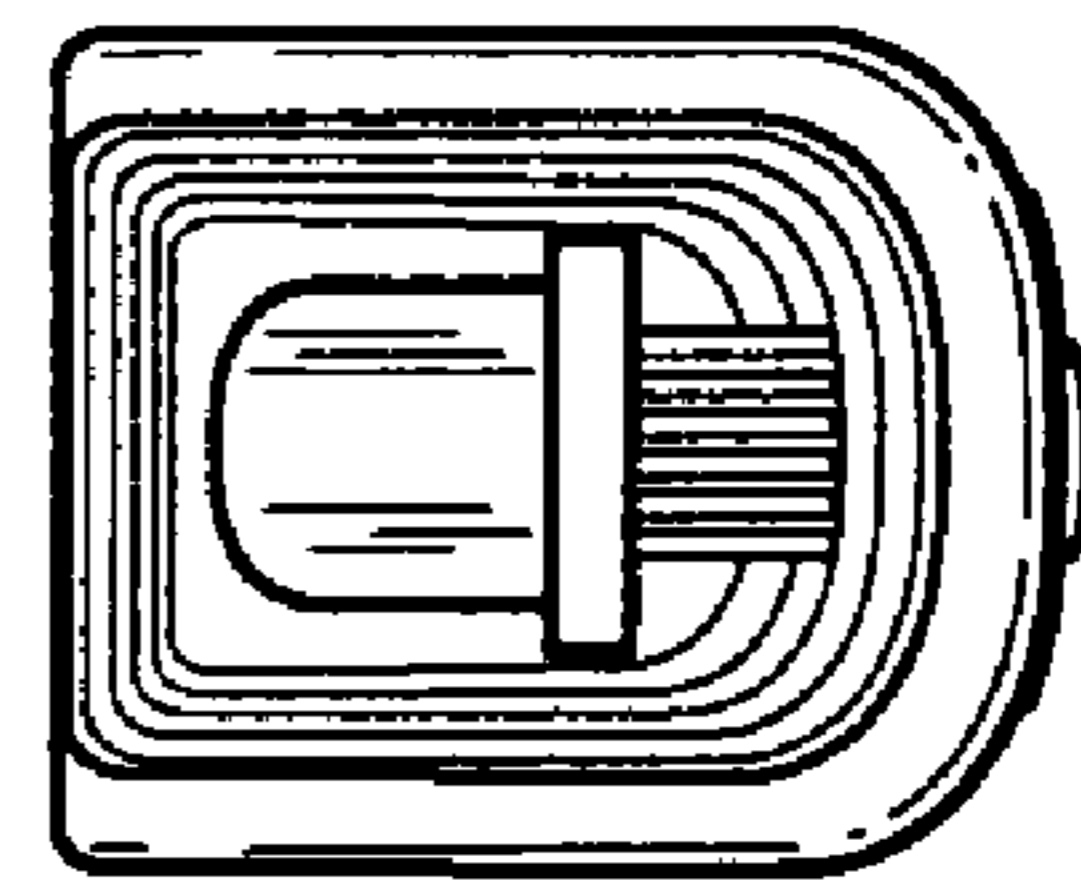


FIG. 5

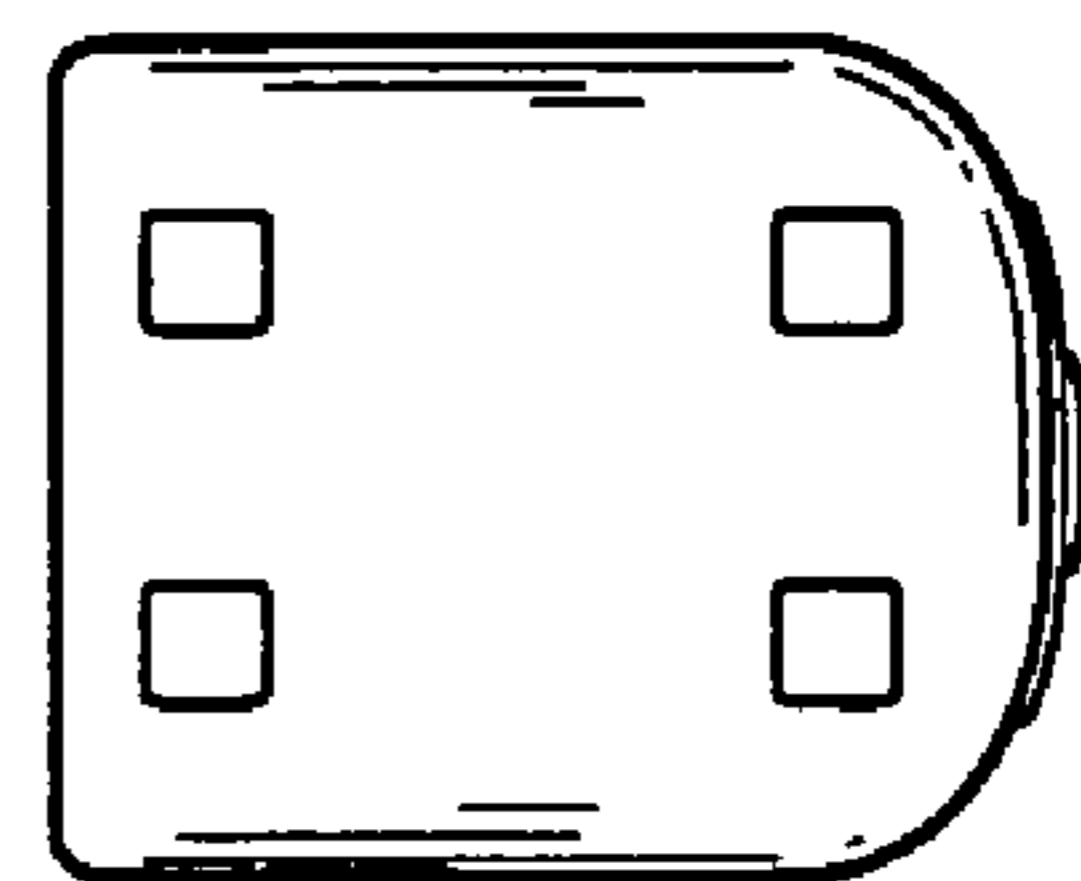


FIG. 6