



US00D630844S

(12) **United States Design Patent**
Wang et al.

(10) **Patent No.:** **US D630,844 S**
(45) **Date of Patent:** **** *Jan. 18, 2011**

(54) **TOTE BAG**

(75) Inventors: **San Chyi Wang**, New York, NY (US);
Denielle Wolfe, Lambertville, NJ (US)

(73) Assignee: **Tumi, Inc.**, South Plainfield, NJ (US)

(*) Notice: This patent is subject to a terminal disclaimer.

(**) Term: **14 Years**

(21) Appl. No.: **29/349,026**

(22) Filed: **Mar. 2, 2010**

(51) **LOC (9) Cl.** **03-01**

(52) **U.S. Cl.** **D3/232**

(58) **Field of Classification Search** D3/232–233,
D3/240–246, 318, 324; 150/100, 103–110,
150/113–114, 118–119

See application file for complete search history.

(56) **References Cited**

U.S. PATENT DOCUMENTS

D422,411 S * 4/2000 Martin D3/303
D491,354 S * 6/2004 Chapelier D3/246
D523,632 S * 6/2006 Handley D3/246

D535,820 S * 1/2007 Kamiya D3/246
D569,610 S * 5/2008 Wang D3/246
D572,472 S * 7/2008 Saconay-Duhart D3/246
D583,554 S * 12/2008 Stulman D3/232
D603,606 S * 11/2009 Wang D3/232

* cited by examiner

Primary Examiner—Holly H Baynham

(74) *Attorney, Agent, or Firm*—Charles E. Baxley

(57) **CLAIM**

I claim the ornamental design of the tote bag, as shown and described.

DESCRIPTION

FIG. 1 is a frontward, downward, rightward prospective view of a tote bag according to my design;

FIG. 2 is a front elevational view thereof;

FIG. 3 is a right elevational view thereof;


FIG. 4 is a rear elevational view thereof;

FIG. 5 is a left elevational view thereof;

FIG. 6 is a top plan view thereof; and,

FIG. 7 is a bottom view thereof.

1 Claim, 6 Drawing Sheets






FIG. 1



FIG. 2

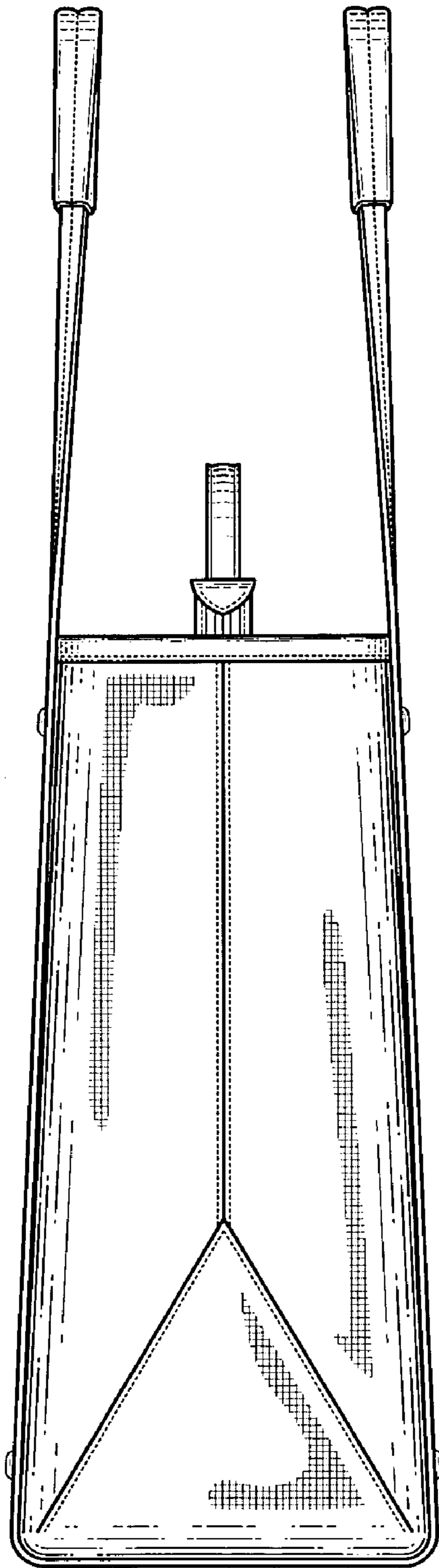


FIG. 3



FIG. 4

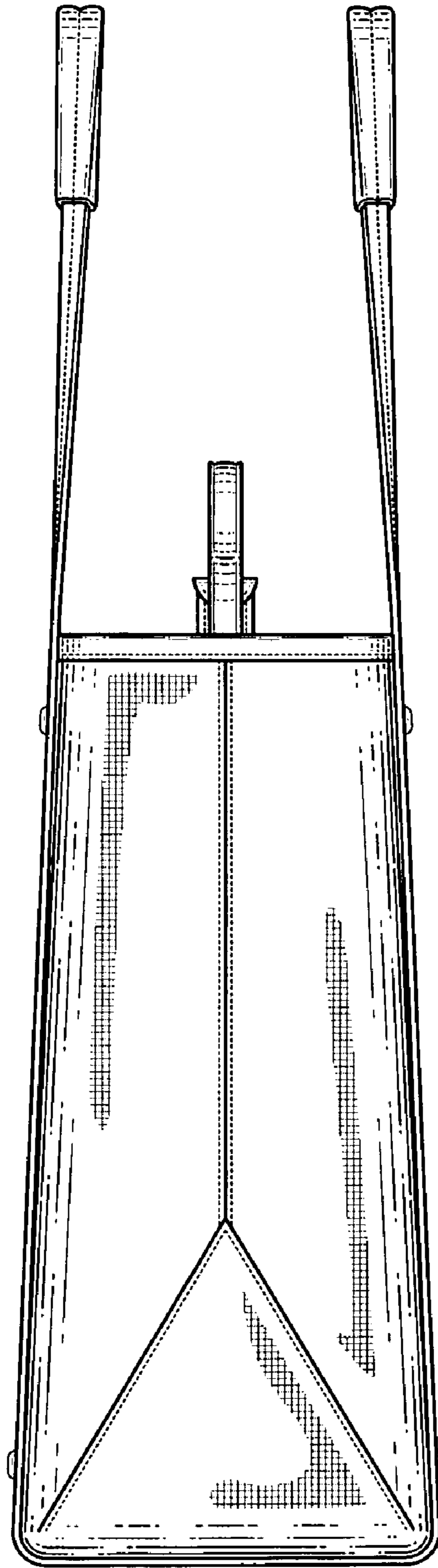


FIG. 5

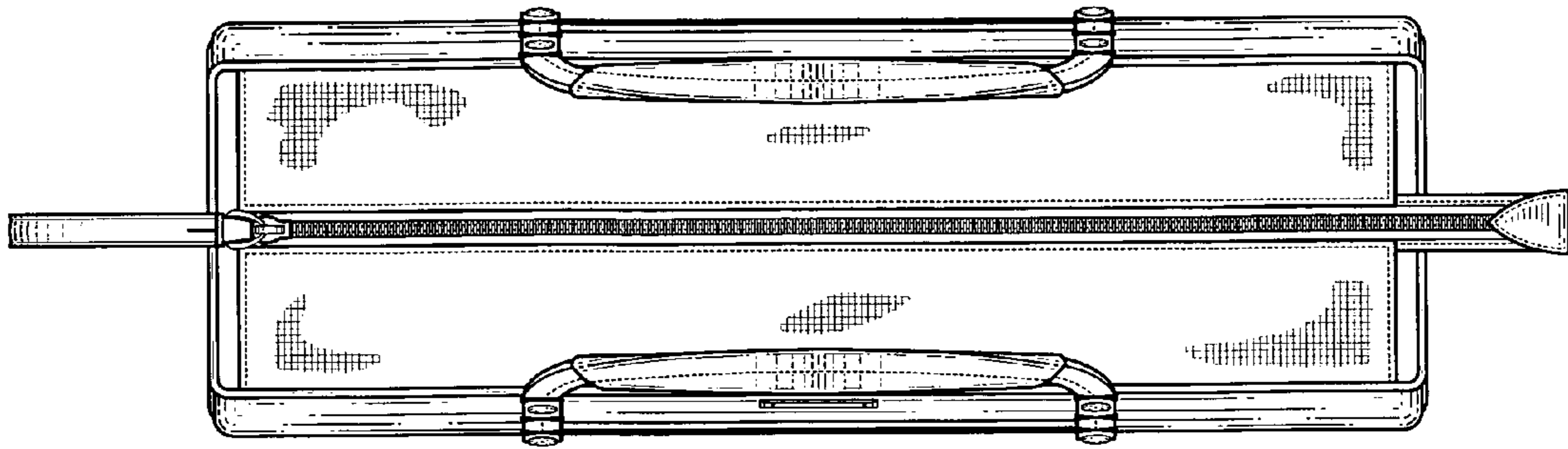


FIG. 6

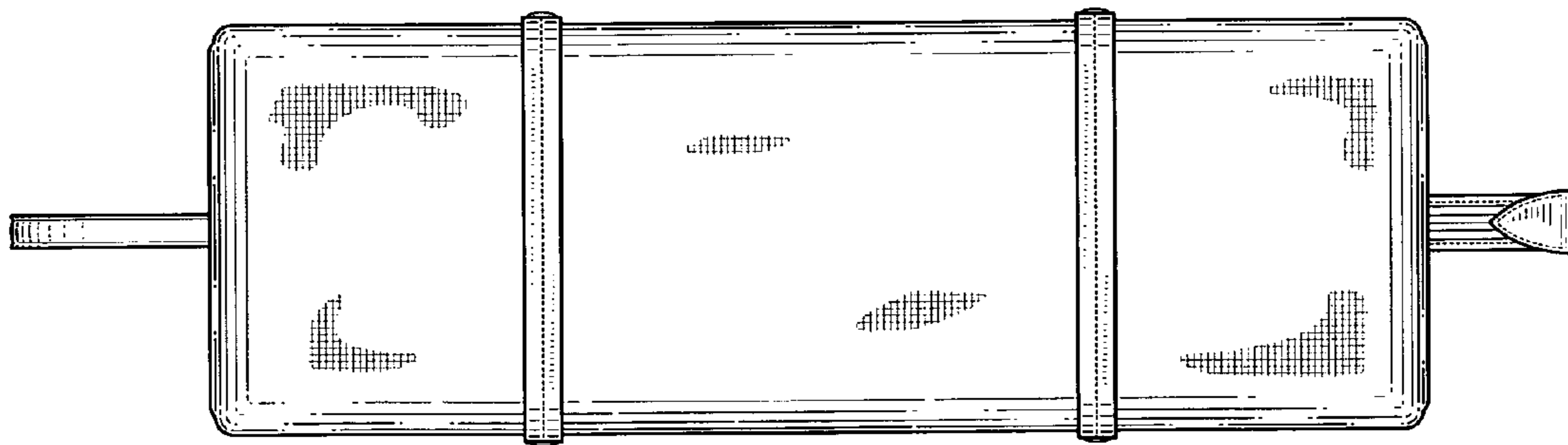


FIG. 7