



US00D630842S

(12) **United States Design Patent**
Fonseca

(10) **Patent No.:** **US D630,842 S**
(45) **Date of Patent:** **** Jan. 18, 2011**

(54) **TAPE MEASURE AND PENCIL HOLDER
BELT ATTACHMENT**

6,553,631 B1 * 4/2003 Douglas 24/3.12
6,824,028 B2 11/2004 Mutai et al.
7,076,885 B2 7/2006 Potter
7,077,303 B2 7/2006 Zega
7,216,788 B2 * 5/2007 Blechman 224/162

(76) Inventor: **Freddy Fonseca**, 107 Goodhope Hollow,
Naylor, GA (US) 31641

(**) Term: **14 Years**

(21) Appl. No.: **29/359,791**

(22) Filed: **Apr. 15, 2010**

(51) **LOC (9) Cl.** **03-01**

(52) **U.S. Cl.** **D3/228**

(58) **Field of Classification Search** D3/228,
D3/226, 215; 224/162-16, 183, 230, 249-250,
224/268-269, 660, 666, 673-674, 677-678,
224/669; 24/3.9, 3.11-3.12, 10 A; 206/372-373;
D8/373

See application file for complete search history.

(56) **References Cited**

U.S. PATENT DOCUMENTS

D196,542 S * 10/1963 Zeinick D3/228
4,757,927 A * 7/1988 Ruddy 224/673
5,025,966 A 6/1991 Potter
D329,748 S * 9/1992 Ehlin D3/228
D330,806 S 11/1992 Seber
5,450,994 A 9/1995 Malinowski
5,501,382 A 3/1996 Webb
5,826,762 A 10/1998 Dellinger

OTHER PUBLICATIONS

WWW.FARVELCARGO.ECRATER.COM; Tape Rule Holder Tool
Belt Attachment Tape; as of Apr. 14, 2010; internet.

* cited by examiner

Primary Examiner—Catherine R Oliver

(57) **CLAIM**

The ornamental design for a tape measure and pencil holder
belt attachment, as shown and described.

DESCRIPTION

FIG. 1 is a perspective view of tape measure and pencil holder
belt attachment showing my new design;

FIG. 2 is a front view thereof;

FIG. 3 is a rear view thereof;

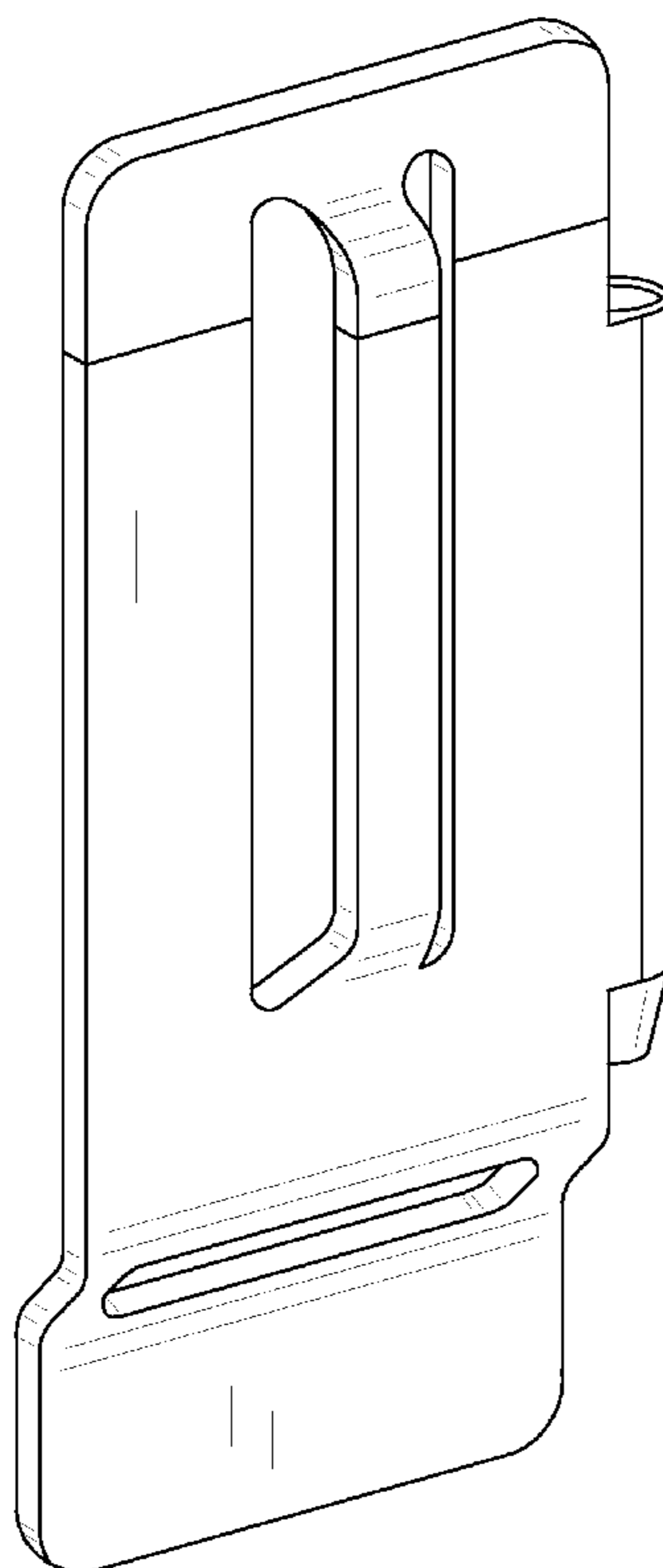
FIG. 4 is a side view thereof;

FIG. 5 is an opposite side view thereof;

FIG. 6 is a top view thereof; and,

FIG. 7 is a bottom view thereof.

1 Claim, 3 Drawing Sheets






FIG. 1

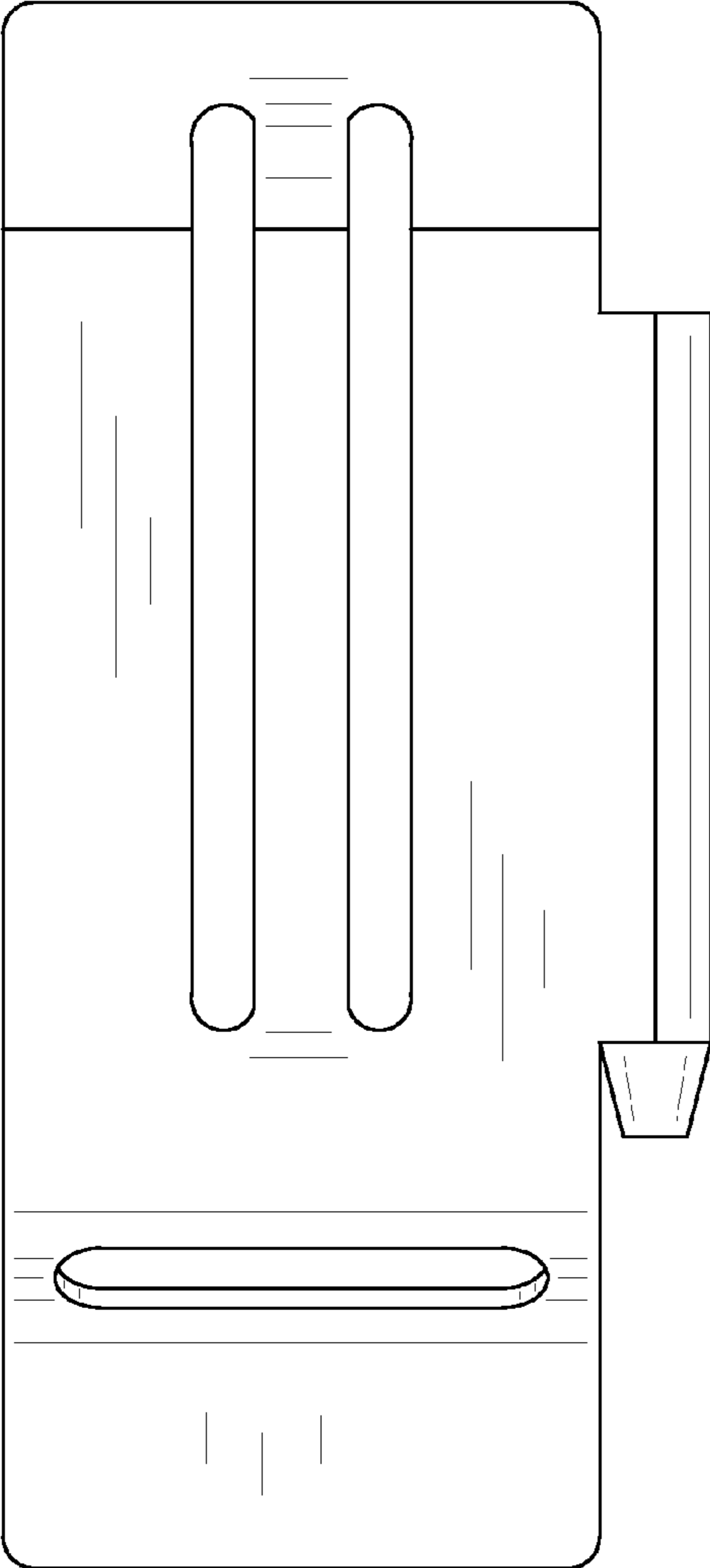


FIG. 2

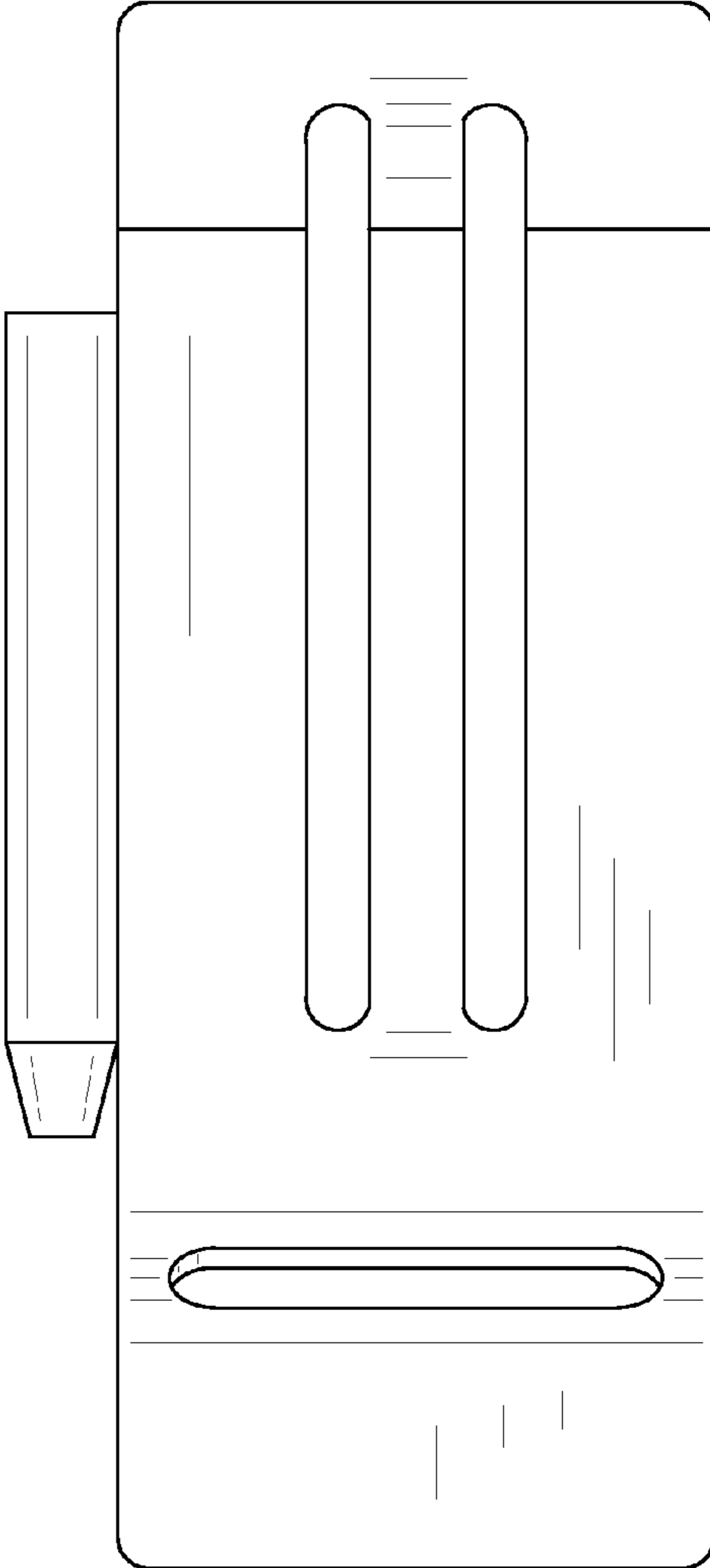


FIG. 3




FIG. 4

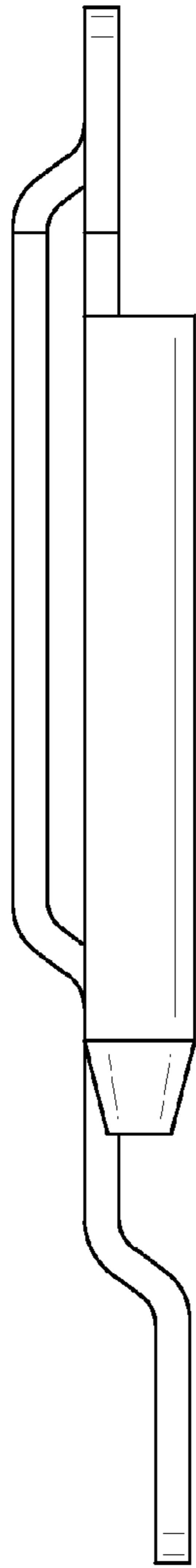


FIG. 5

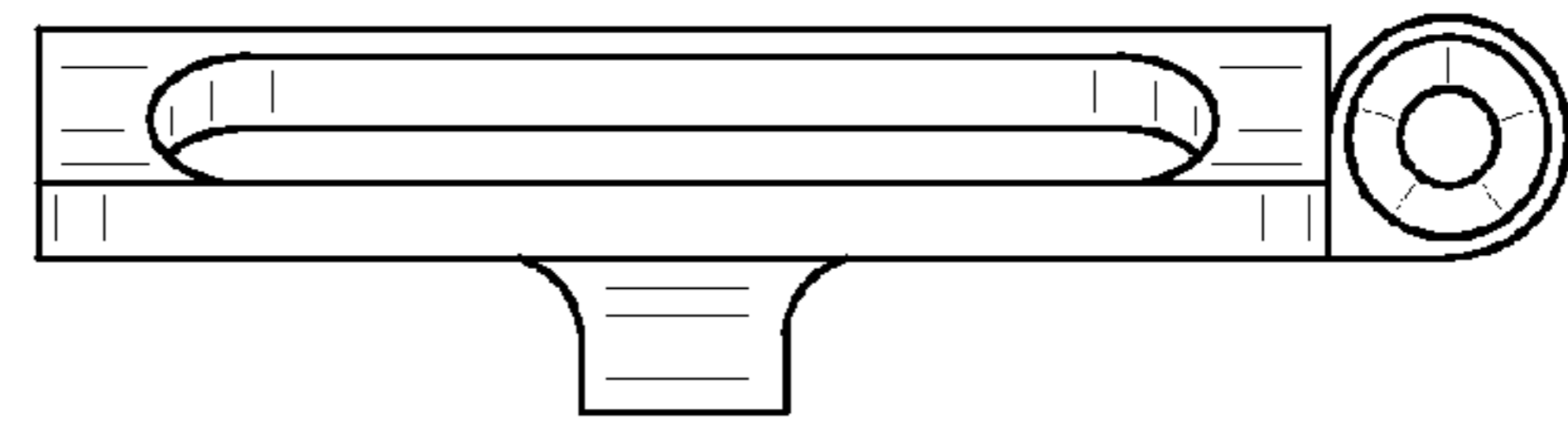


FIG. 6

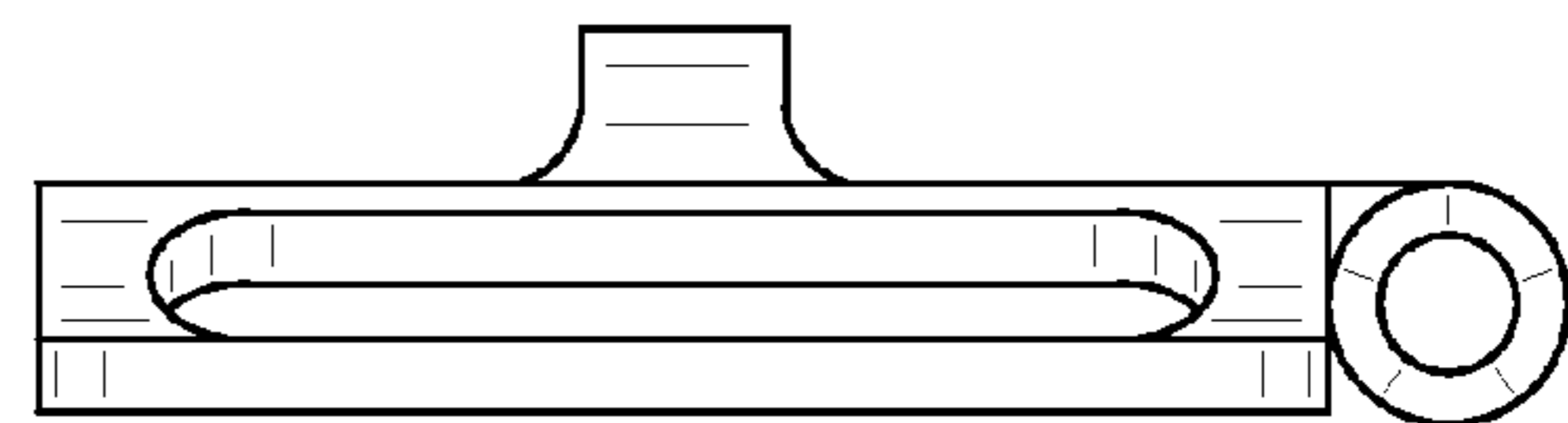


FIG. 7