



US00D630838S

(12) **United States Design Patent**
Gmeiner et al.

(10) **Patent No.:** **US D630,838 S**
(45) **Date of Patent:** **** Jan. 18, 2011**

(54) **BABY SLING**

(75) Inventors: **Susan Gmeiner**, Yadkinville, NC (US);
Alison L. Hori, Germantown, TN (US)

(73) Assignee: **Maya Wrap, Inc.**, Yadkinville, NC (US)

(**) Term: **14 Years**

(21) Appl. No.: **29/285,651**

(22) Filed: **Apr. 4, 2007**

(51) **LOC (9) Cl.** **03-99**

(52) **U.S. Cl.** **D3/214**

(58) **Field of Classification Search** D3/213-215;
D6/354; 224/155, 158, 159, 160, 161, 157,
224/264, 270, 907; 446/28

See application file for complete search history.

(56) **References Cited**

U.S. PATENT DOCUMENTS

3,841,543	A *	10/1974	Bolton	224/158
D294,195	S *	2/1988	Starks	D3/246
4,750,653	A *	6/1988	Prunty	224/159
4,757,925	A *	7/1988	Knittel	224/158
D306,655	S *	3/1990	Schlegel Liebert	D3/214
D332,865	S *	2/1993	Wilmink	D3/213
D378,632	S *	4/1997	Popp	D3/213
5,857,598	A *	1/1999	Dunne	224/158
D407,213	S *	3/1999	McConnell	D3/213
5,950,887	A *	9/1999	Powell	224/158
6,065,655	A *	5/2000	Parewick	224/158
6,112,960	A *	9/2000	Seering et al.	224/158

6,213,362	B1 *	4/2001	Lorenzini et al.	224/158
6,595,396	B2 *	7/2003	Cummings et al.	224/158
7,179,241	B2 *	2/2007	Hollister	602/4
2006/0237493	A1 *	10/2006	Tsai	224/159
2007/0062988	A1 *	3/2007	Kassai et al.	224/158

FOREIGN PATENT DOCUMENTS

JP	2006116261	A *	5/2006
JP	2007061481	A *	3/2007
JP	2007111082	A *	5/2007
JP	2007330776	A *	12/2007

* cited by examiner

Primary Examiner—Celia A Murphy

Assistant Examiner—Michael A Pratt

(74) *Attorney, Agent, or Firm*—Suiter Swantz pc llo

(57) **CLAIM**

We claim the ornamental design for a baby sling, as shown.

DESCRIPTION

FIG. 1 is an isometric view of a baby sling showing our new design;

FIG. 2 is a top plan view thereof;

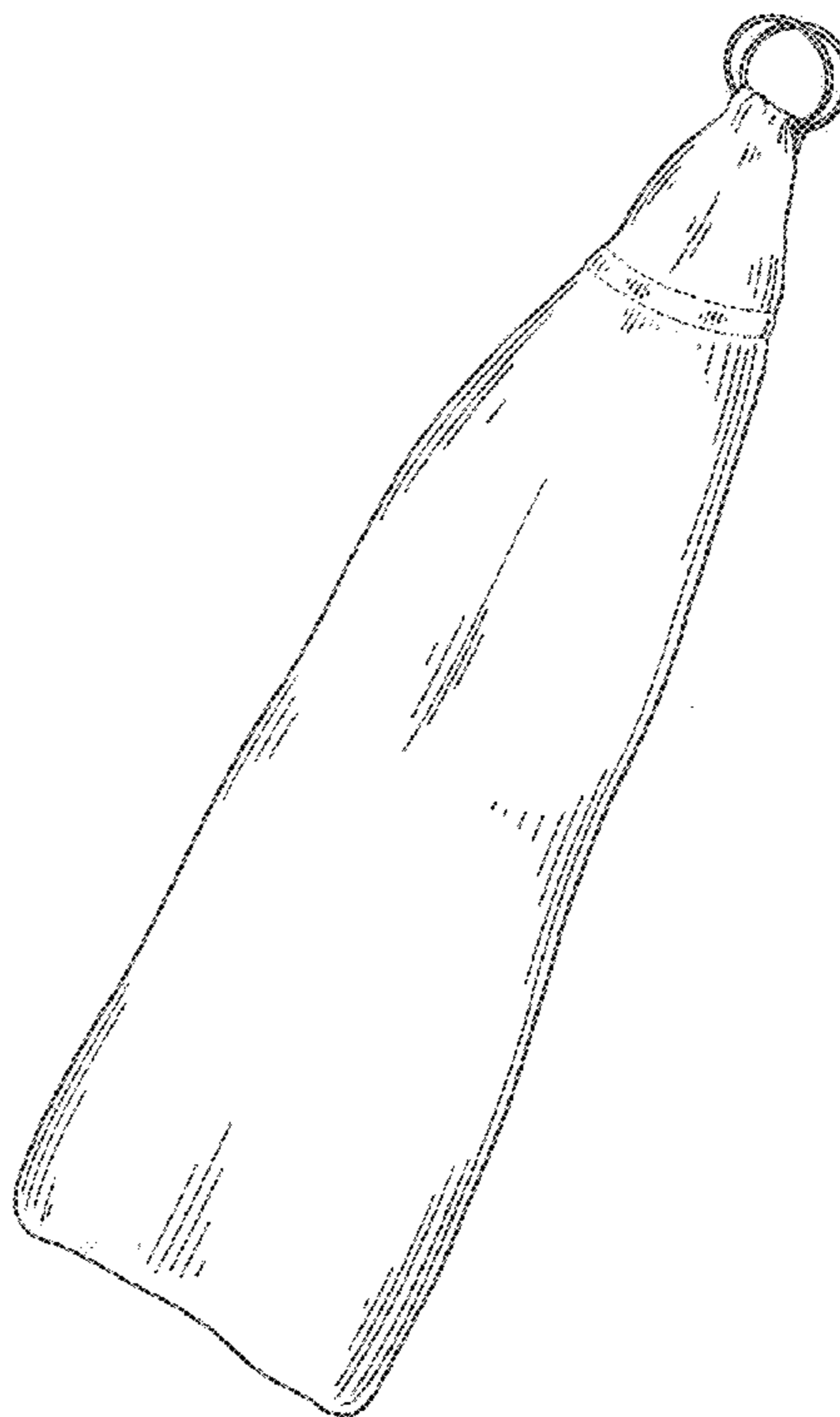
FIG. 3 is front view thereof;

FIG. 4 is a side elevation view thereof; and,

FIG. 5 is a bottom plant view thereof.

The broken lines shown on the surface of the article throughout the views are understood to represent stitching.

1 Claim, 2 Drawing Sheets



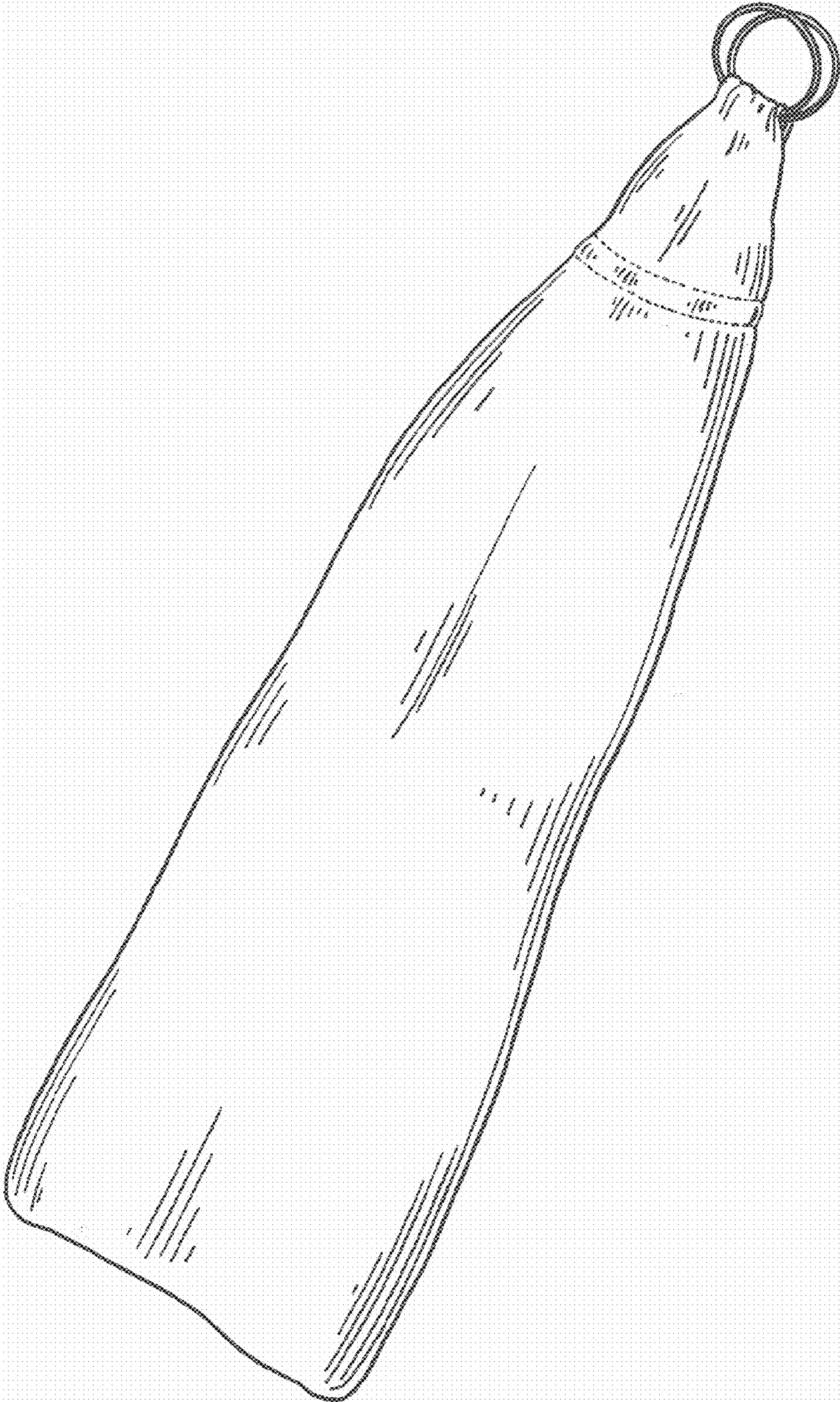


FIG. 1



FIG. 2

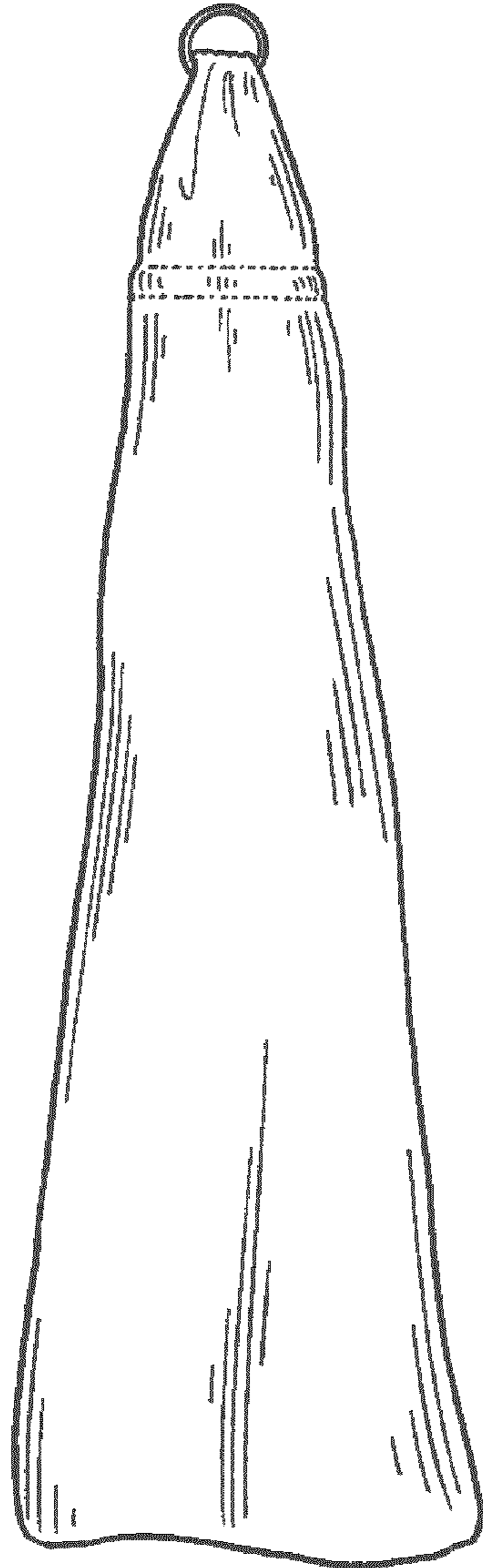


FIG. 3



FIG. 4



FIG. 5