



US00D630833S

(12) **United States Design Patent**  
**Ng**

(10) **Patent No.:** **US D630,833 S**  
(45) **Date of Patent:** **\*\* Jan. 18, 2011**

(54) **PORTION OF A FOOTWEAR UPPER**

(75) Inventor: **Natalie Ng**, Santa Barbara, CA (US)

(73) Assignee: **Deckers Outdoor Corporation**, Goleta, CA (US)

(\*\*) Term: **14 Years**

(21) Appl. No.: **29/346,938**

(22) Filed: **Nov. 9, 2009**

(51) **LOC (9) Cl.** ..... **02-99**

(52) **U.S. Cl.** ..... **D2/970; D2/911**

(58) **Field of Classification Search** ..... D2/896,  
D2/900, 909-911, 920, 943, 946, 969, 970,  
D2/974; 36/83, 1.5, 2 R, 109, 3 A, 7.1 R,  
36/45, 52, 112, 100

See application file for complete search history.

(56) **References Cited**

**U.S. PATENT DOCUMENTS**

1,538,104 A	5/1925	Foster	
D67,739 S	7/1925	Blair	
D73,597 S *	10/1927	Blair	D2/911
1,888,862 A	11/1932	Mathews	
D101,977 S *	11/1936	Zuckerman	D2/912
D140,342 S *	2/1945	Mckeown	D2/994
D154,507 S	3/1949	Page	
D164,667 S *	10/1951	Bingham	D2/912
D199,558 S *	11/1964	Cohn	D2/912
D241,283 S	9/1976	Summa et al.	
D269,731 S *	7/1983	Mattiuzzo	D2/912
D314,272 S *	2/1991	Laycock	D2/897
D386,293 S	11/1997	Brooks et al.	
D481,863 S	11/2003	Belley et al.	
D499,860 S *	12/2004	Loader	D2/899
D527,872 S *	9/2006	Choi	D2/910
D530,488 S *	10/2006	Kelsey	D2/912
D544,682 S	6/2007	Belley et al.	
D561,432 S *	2/2008	He	D2/911

D561,983 S *	2/2008	FitzGerald	D2/909
D579,188 S	10/2008	Le	
D582,650 S *	12/2008	Uratsu	D2/970
D584,889 S	1/2009	Le	
D585,635 S	2/2009	Le	
D585,636 S	2/2009	Earle	
D600,903 S	9/2009	Belley et al.	

**OTHER PUBLICATIONS**

Various Models; On sale or in public use at least as early as Oct. 29, 2008.

UGG Australia, model name Suburb Crochet Tall, Nov. 10, 2008.

UGG Australia, model name Shoreline, Nov. 10, 2008.

UGG Australia, model name Smithfield, Nov. 10, 2008.

\* cited by examiner

*Primary Examiner*—Robert M Spear

*Assistant Examiner*—Rashida C McCoy

(74) *Attorney, Agent, or Firm*—Greer, Burns & Crain, Ltd.

(57) **CLAIM**

The ornamental design for a portion of a footwear upper, as shown and described.

**DESCRIPTION**

FIG. 1 is a perspective view of a portion of a footwear upper showing my new design;

FIG. 2 is a side elevational view thereof;

FIG. 3 is an opposite side elevational view thereof;

FIG. 4 is a front elevational view thereof;

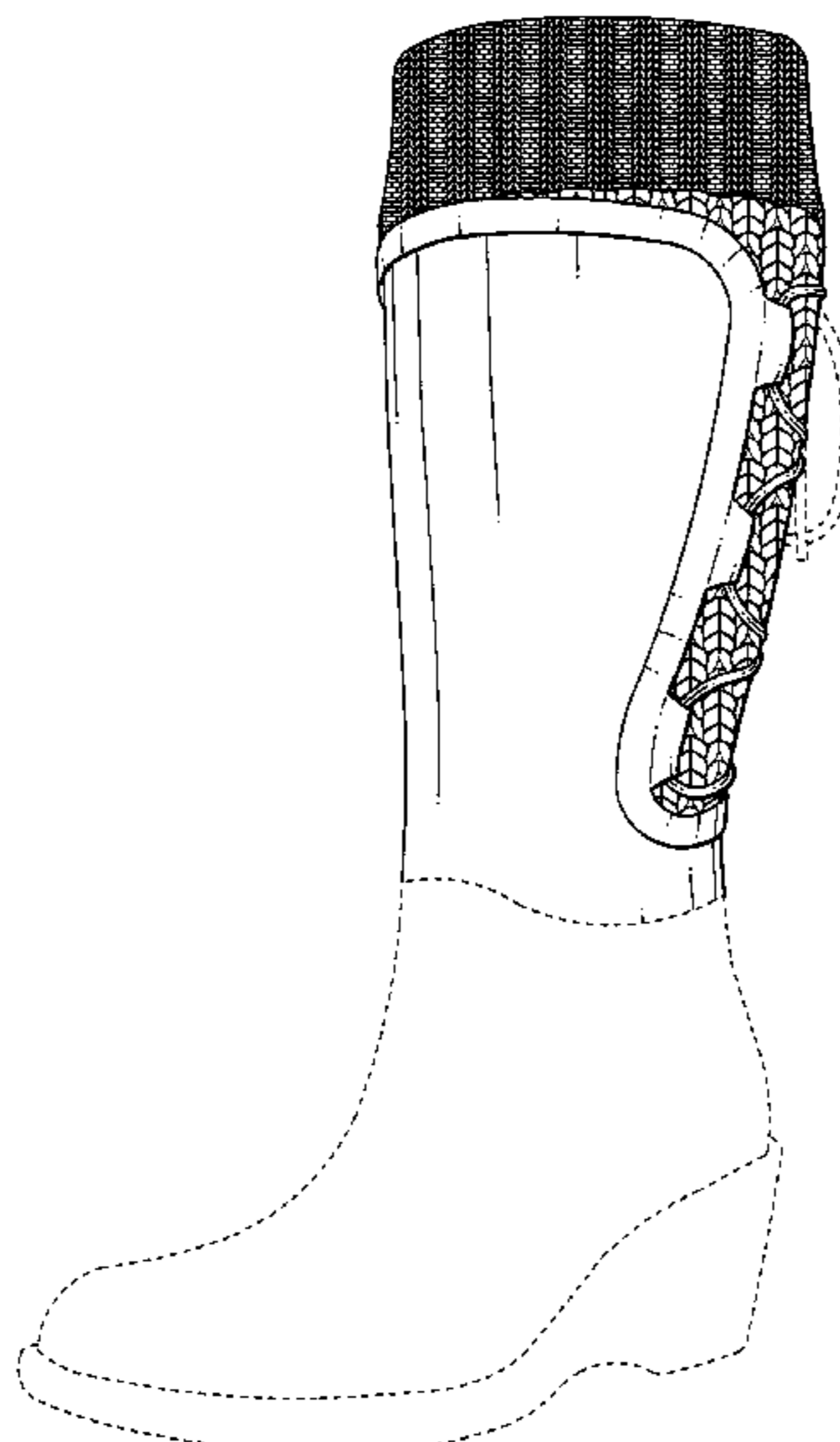
FIG. 5 is a rear elevational view thereof;

FIG. 6 is a top plan view thereof; and,

FIG. 7 is a bottom plan view thereof.

The broken lines in FIGS. 1-7 represent portions of the footwear that form no part of the claimed design. The broken lines which define the bounds of the claimed design form no part thereof.

**1 Claim, 5 Drawing Sheets**



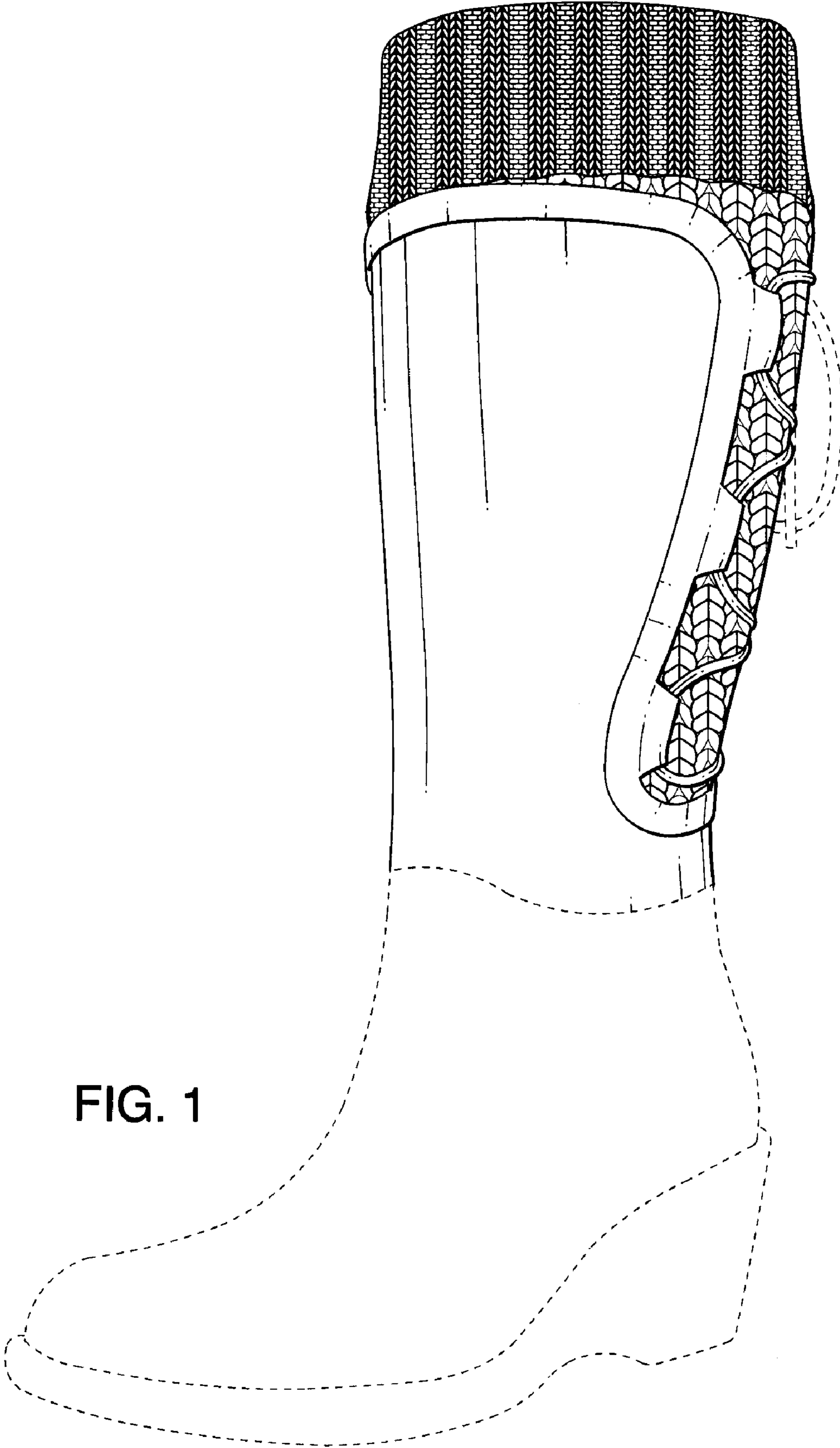


FIG. 1

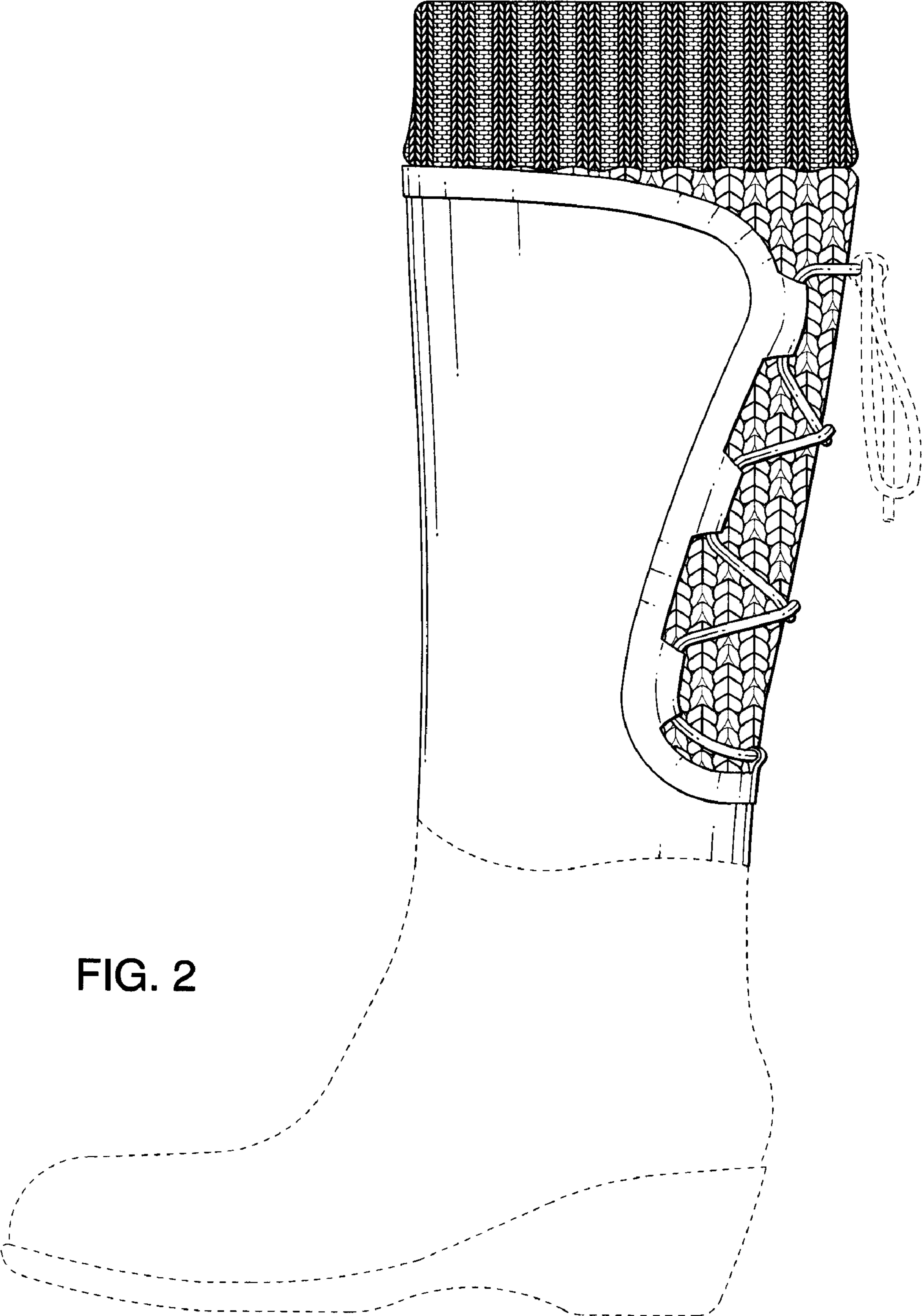


FIG. 2

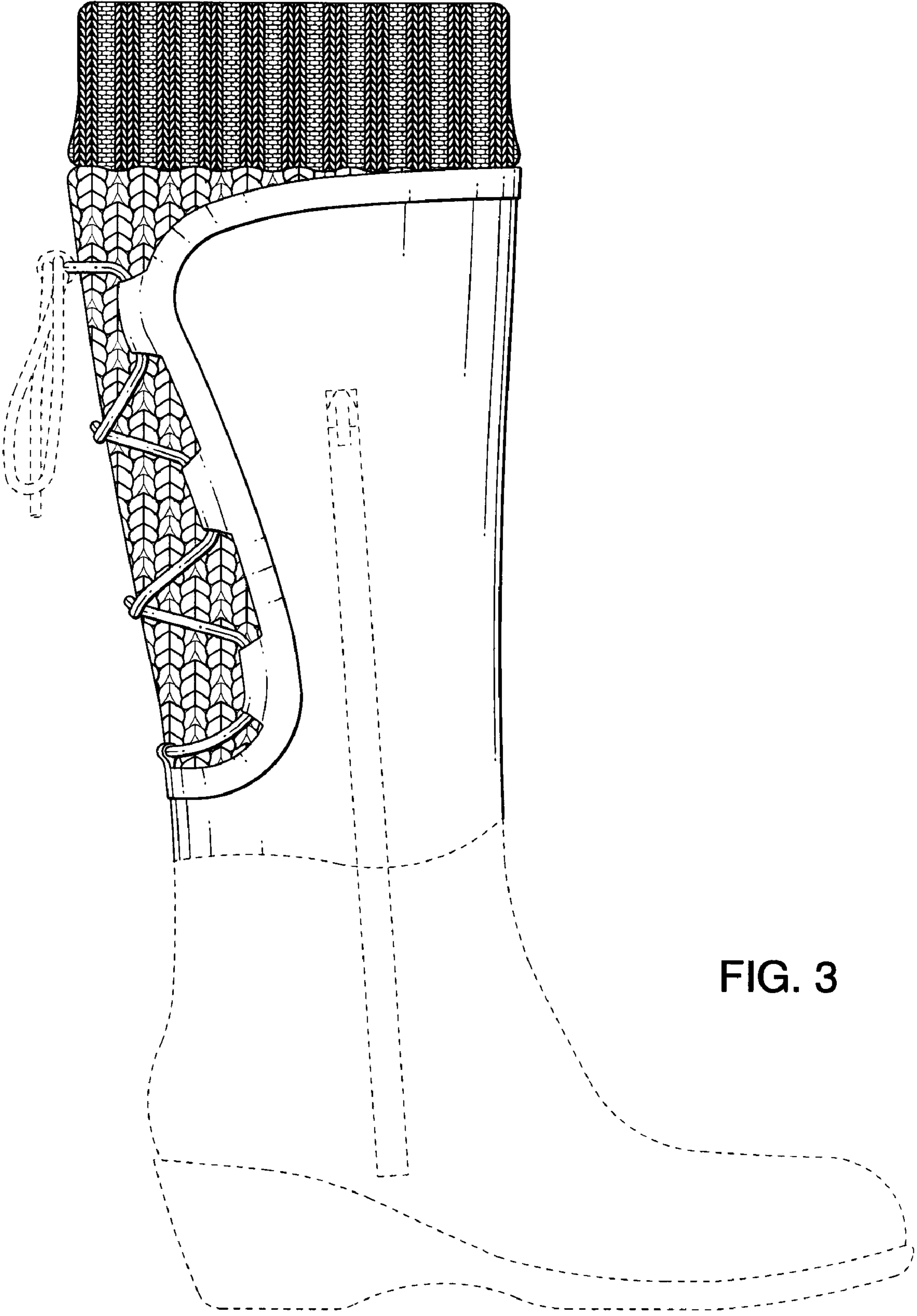
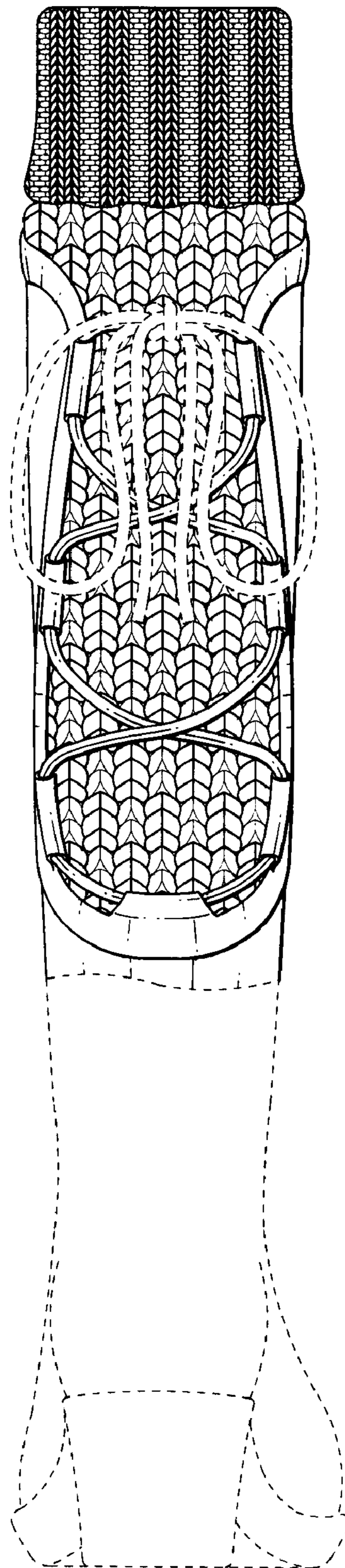
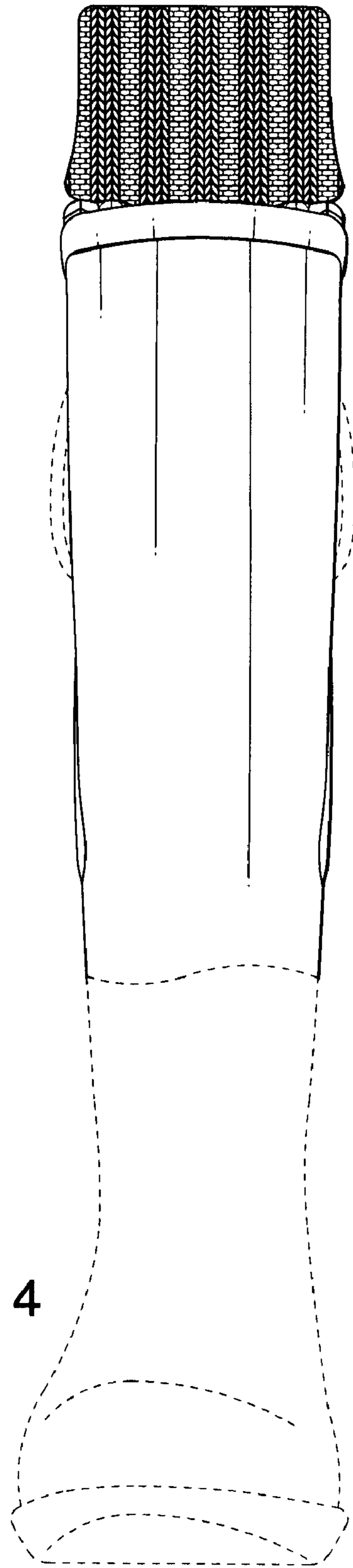


FIG. 3



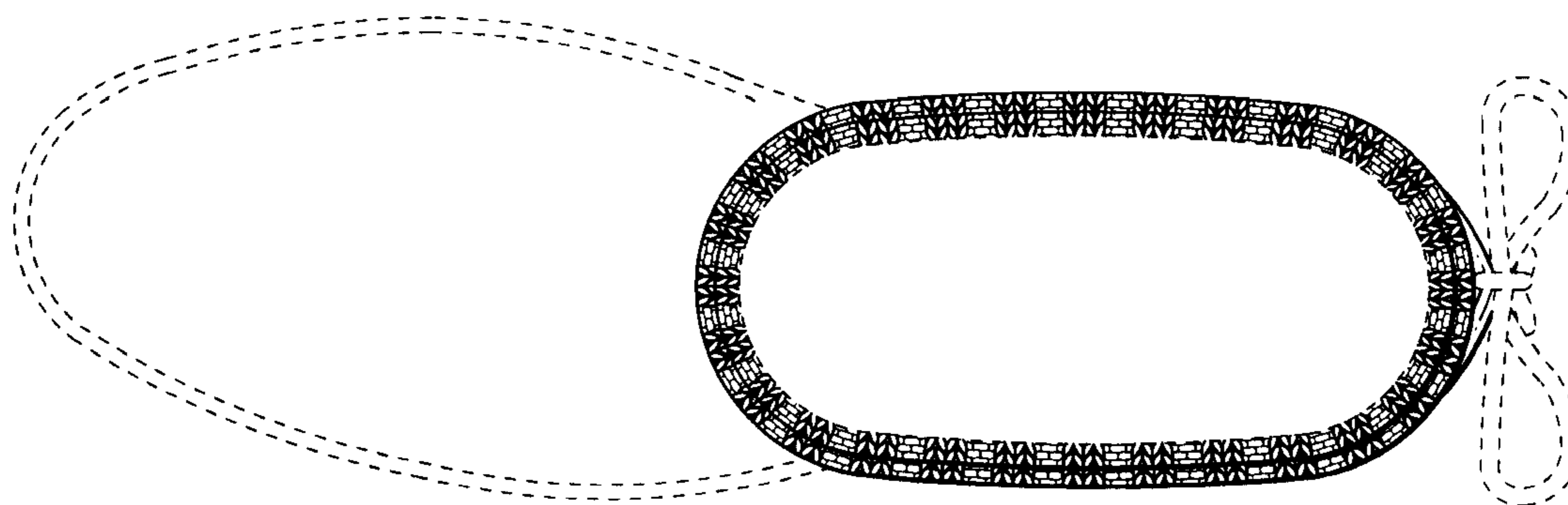


FIG. 6

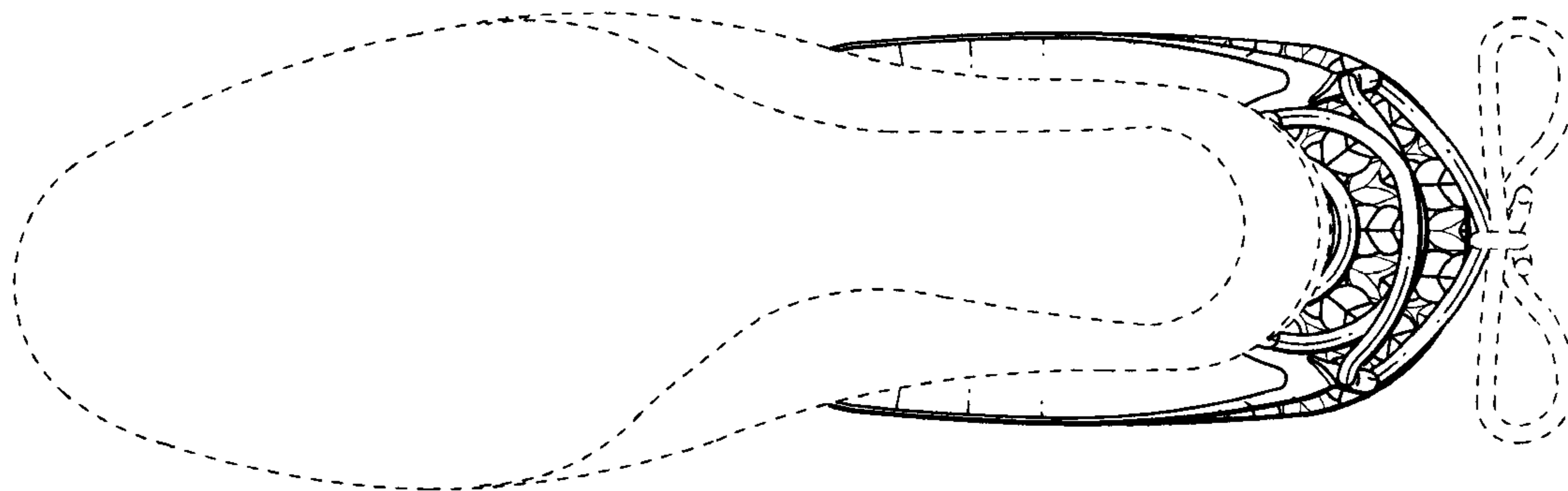


FIG. 7