



US00D630832S

(12) **United States Design Patent**
Ng

(10) **Patent No.:** **US D630,832 S**
(45) **Date of Patent:** **** Jan. 18, 2011**

(54) **FOOTWEAR UPPER**

D582,650 S * 12/2008 Uratsu D2/970

(75) Inventor: **Natalie Ng**, Santa Barbara, CA (US)

FOREIGN PATENT DOCUMENTS

EM 000333281-0006 4/2005

(73) Assignee: **Deckers Outdoor Corporation**, Goleta, CA (US)

OTHER PUBLICATIONS

(**) Term: **14 Years**

ARS Sutoria, Boot Power, Issue 336, 2007.
SportMaster, Autumn/Winter 2006-2007.
Various Models; on sale or in public use at least as early as Oct. 29, 2008.

(21) Appl. No.: **29/346,824**

Ugg Australia, model name Suburb Crochet Tall, Nov. 10, 2008.

(22) Filed: **Nov. 6, 2009**

* cited by examiner

(51) **LOC (9) Cl.** **02-99**

Primary Examiner—Robert M Spear

(52) **U.S. Cl.** **D2/970; D2/911**

Assistant Examiner—Rashida C McCoy

(58) **Field of Classification Search** D2/896,
D2/900, 909–911, 943, 946, 969, 970, 974;
36/83, 1.5, 2 R, 109, 3 A, 7.1 R, 45, 52, 112,
36/100

(74) *Attorney, Agent, or Firm*—Greer, Burns & Crain, Ltd.

See application file for complete search history.

(57) **CLAIM**

The ornamental design for a footwear upper, as shown and described.

(56) **References Cited**

DESCRIPTION

U.S. PATENT DOCUMENTS

FIG. 1 is a perspective view of a footwear upper showing my new design;

- D33,991 S * 1/1901 Watkinson D2/910
- D34,616 S * 6/1901 Urquhart D2/911
- D64,744 S * 5/1924 Glidden D2/910
- D93,838 S 11/1934 Miller
- D101,277 S * 9/1936 Issaly D2/910
- D123,668 S * 11/1940 Donner D2/911
- D140,342 S * 2/1945 McKeowan D2/994
- D144,199 S * 3/1946 Katz D2/920
- D164,888 S 10/1951 Wallau
- D282,408 S 2/1986 Nissenbaum
- D319,332 S 8/1991 Itzkowitz
- D386,294 S 11/1997 Brooks et al.
- 6,308,438 B1 10/2001 Throneburg et al.
- D499,860 S * 12/2004 Loader D2/899
- D527,872 S * 9/2006 Choi D2/910
- D561,432 S * 2/2008 He D2/911

FIG. 2 is a first side elevational view thereof;

FIG. 3 is an opposite side elevational view thereof;

FIG. 4 is a front elevational view thereof;

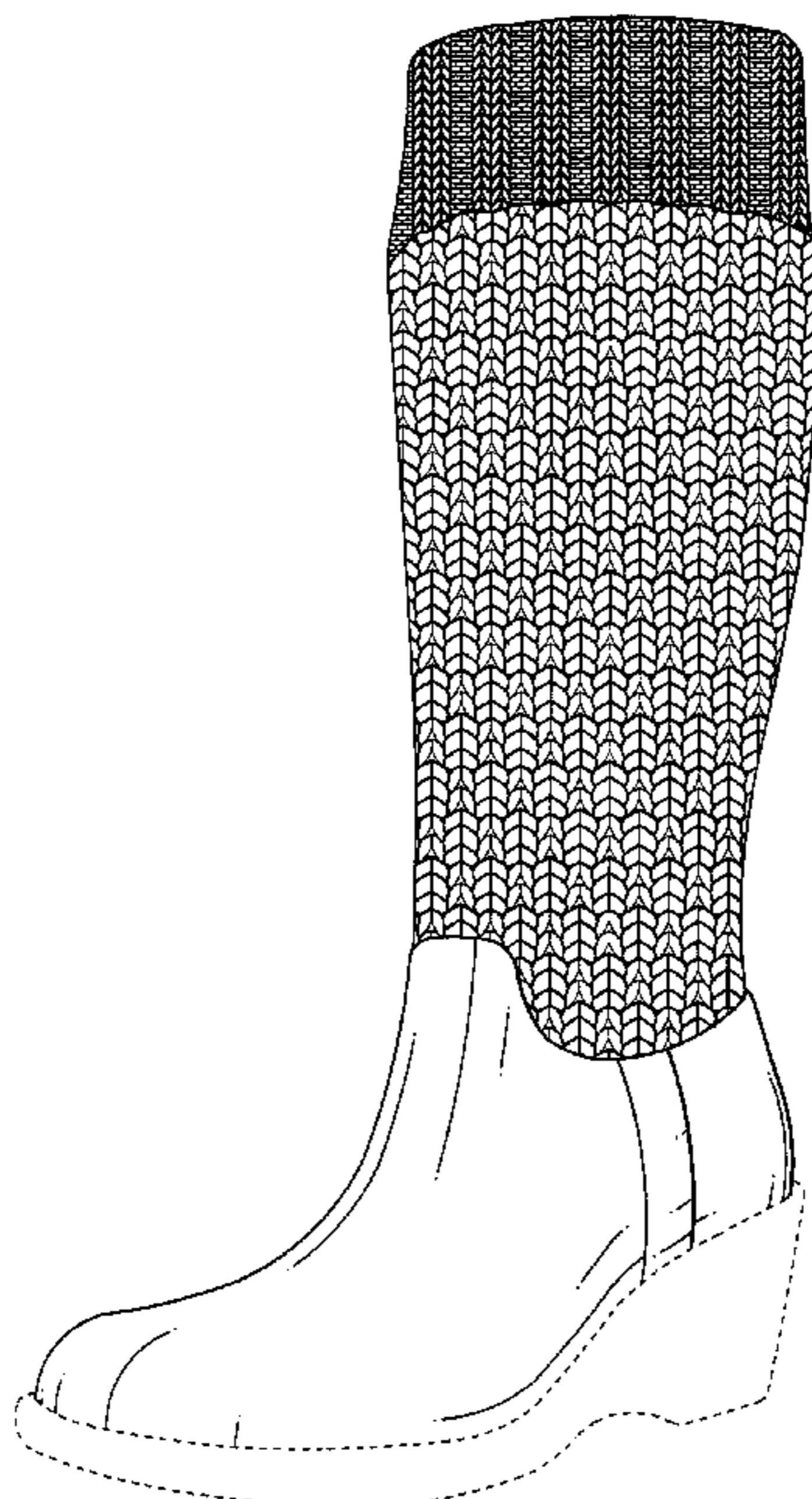
FIG. 5 is a rear elevational view thereof;

FIG. 6 is a top plan view thereof; and,

FIG. 7 is a bottom plan view thereof.

The broken lines in FIGS. 1-7 represent portions of the footwear that form no part of the claimed design. The broken line which defines the bounds of the claimed design forms no part thereof.

1 Claim, 5 Drawing Sheets



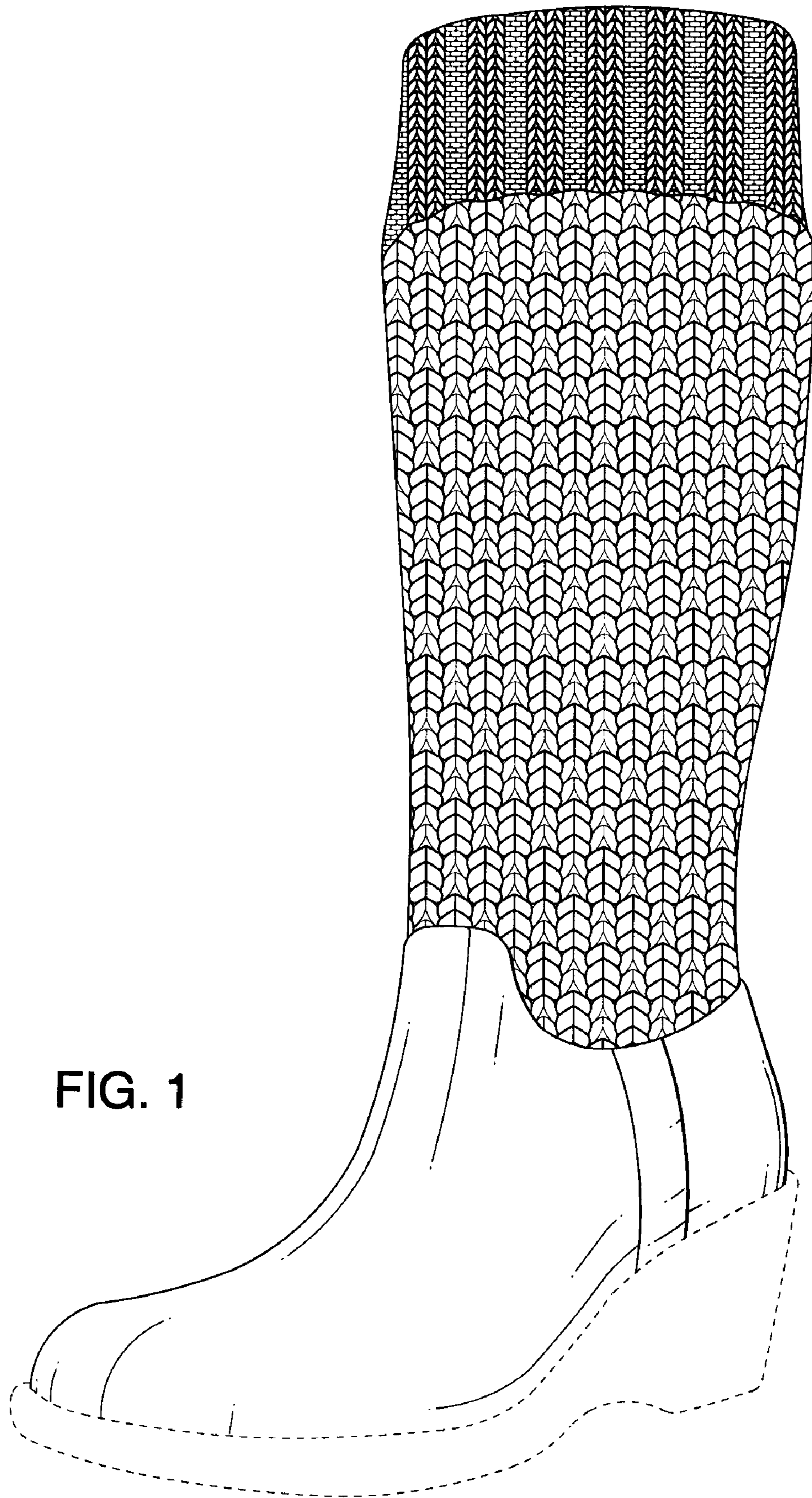


FIG. 1

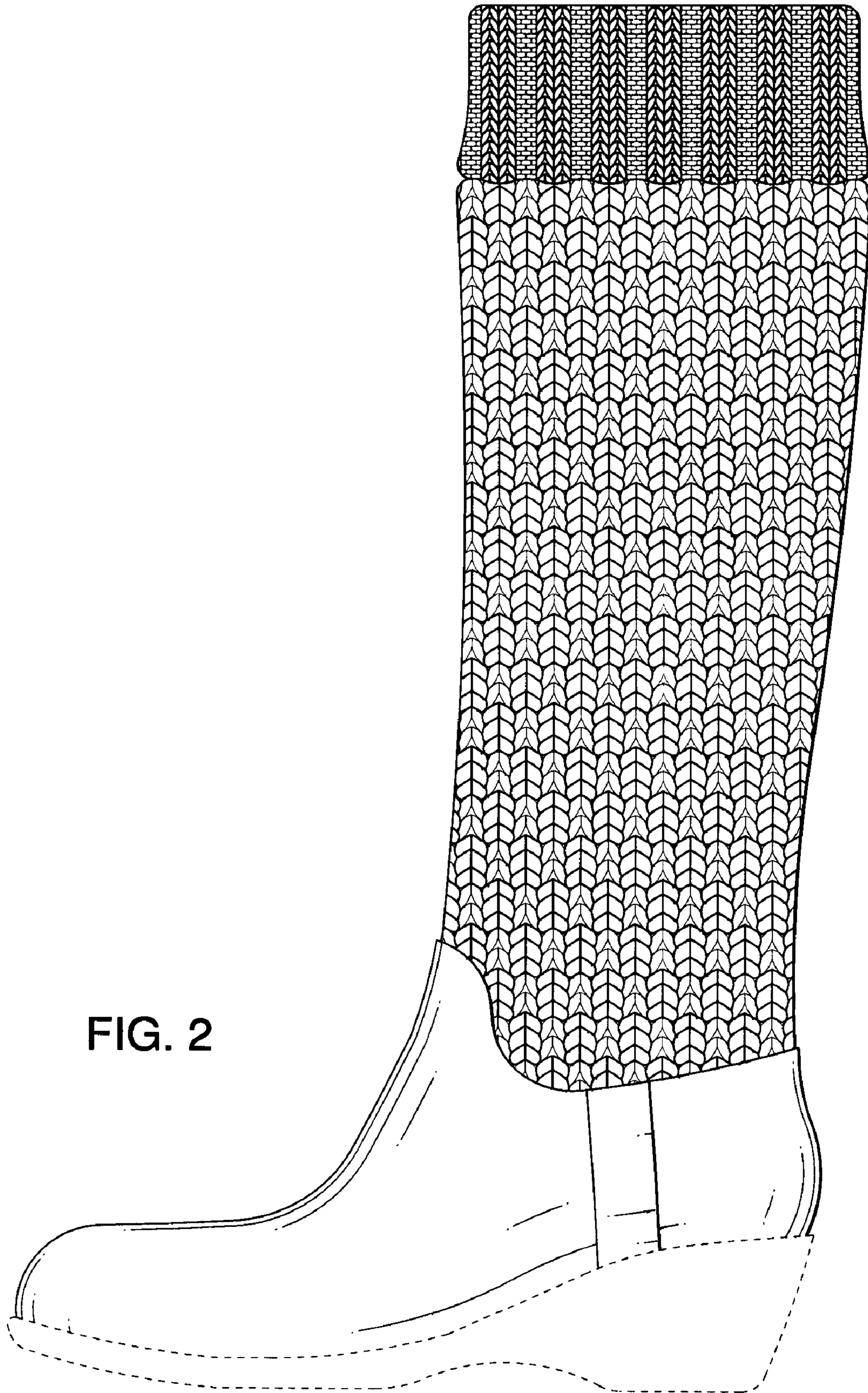


FIG. 2

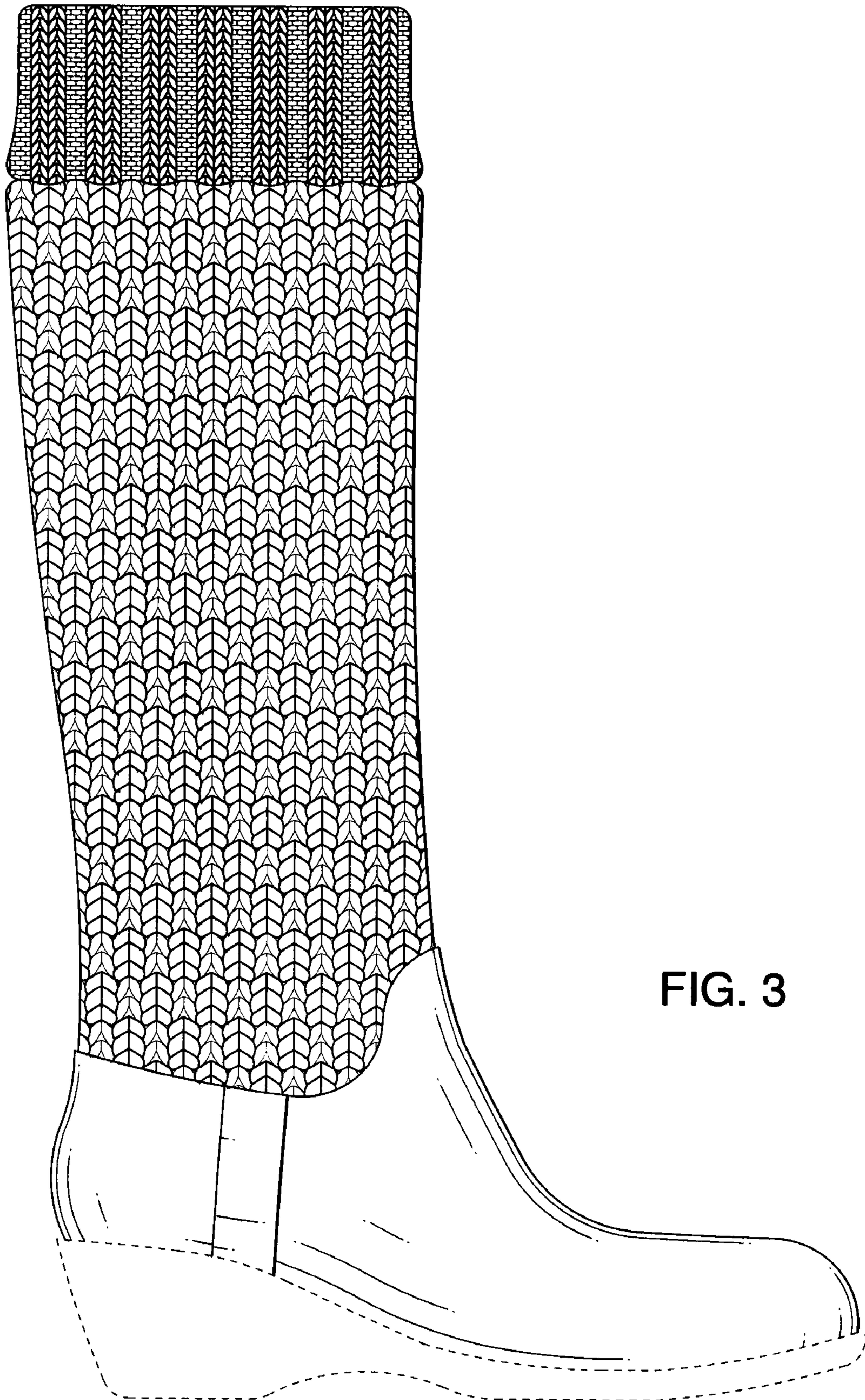


FIG. 3

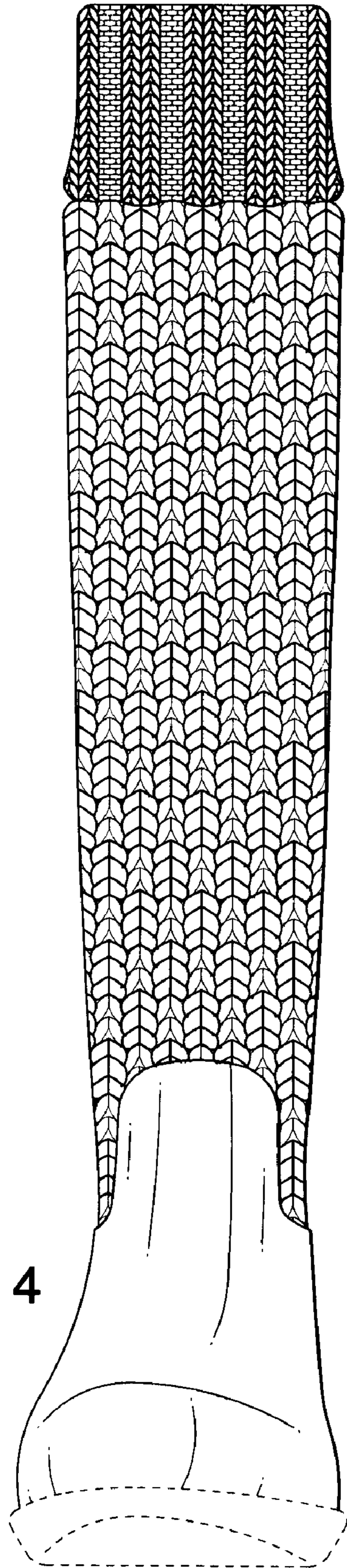


FIG. 4

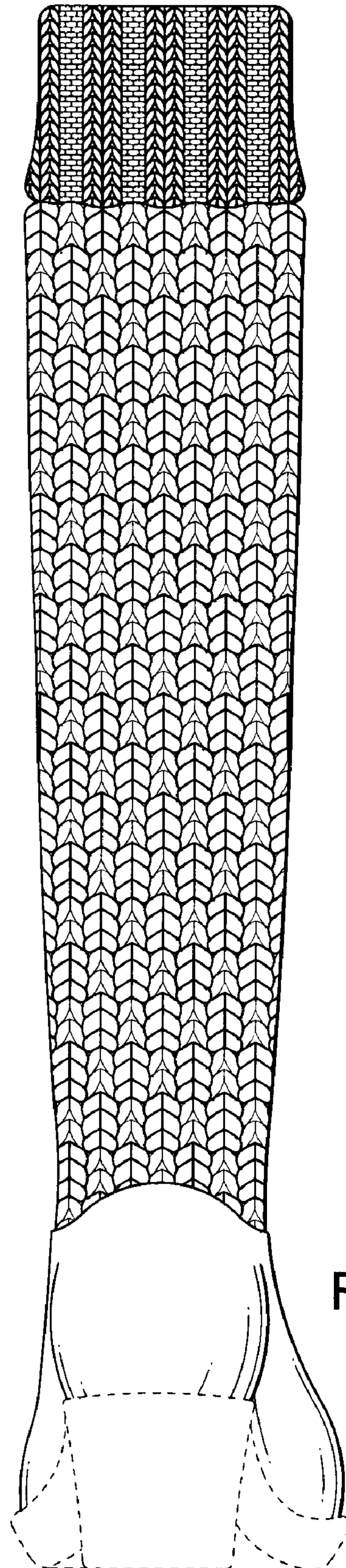


FIG. 5

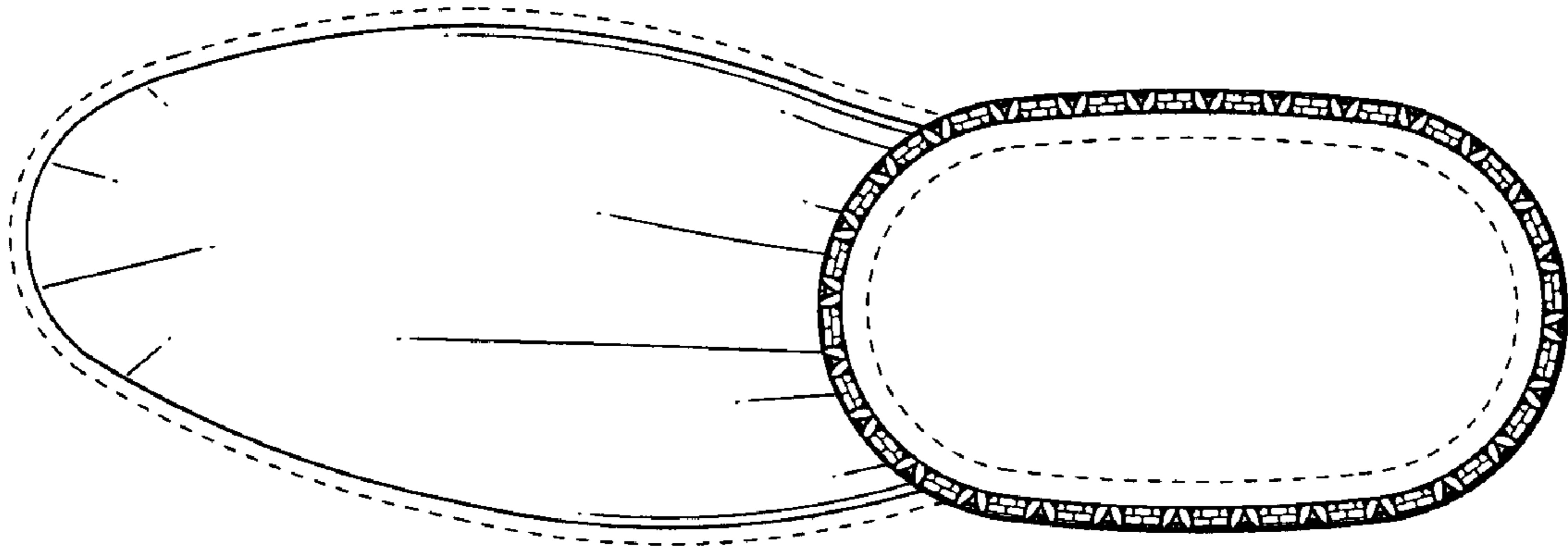


FIG. 6

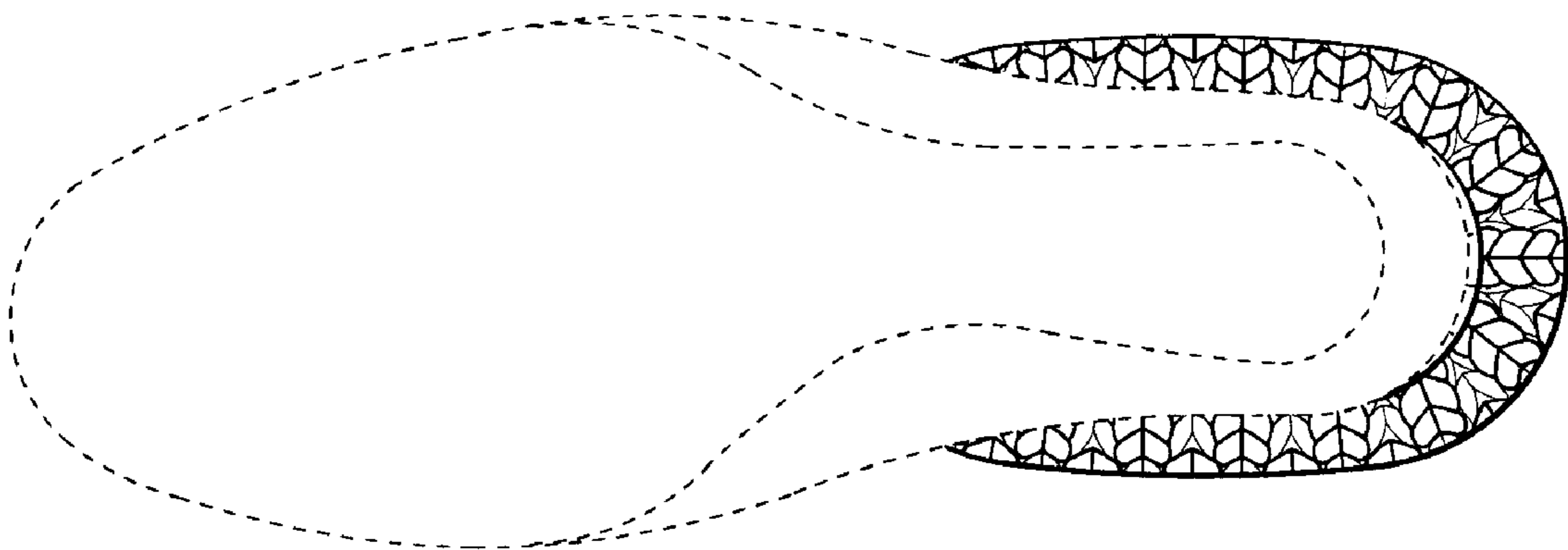


FIG. 7