



US00D630830S

(12) **United States Design Patent**
Pruitt

(10) **Patent No.:** **US D630,830 S**

(45) **Date of Patent:** **** Jan. 18, 2011**

(54) **SHOE SOLE**

(76) Inventor: **Charles Buford Pruitt, 560**
Scarborough Rd., Ellenwood, GA (US)
30294

(**) Term: **14 Years**

(21) Appl. No.: **29/316,282**

(22) Filed: **Sep. 10, 2009**

(51) **LOC (9) Cl.** **02-04**

(52) **U.S. Cl.** **D2/952**

(58) **Field of Classification Search** D2/896,
D2/897, 899, 900, 902, 910, 947, 948, 951,
D2/952, 953, 954, 955, 957, 959, 960, 969,
D2/970, 972; 36/3 B, 22 R, 24.5, 25 R, 67 A,
36/59 C, 103

See application file for complete search history.

(56) **References Cited**

U.S. PATENT DOCUMENTS

D91,835 S *	3/1934	Martin	D28/76
D395,150 S *	6/1998	Yang	D1/106
D402,096 S *	12/1998	Gross et al.	D2/959
D403,136 S *	12/1998	Robles	D1/106
D405,241 S *	2/1999	Gillespie	D2/900
D451,745 S *	12/2001	Scansetti	D6/599
D474,876 S *	5/2003	Ortuno Santa	D2/952
D477,924 S *	8/2003	Say	D6/358
D488,738 S *	4/2004	Figueroa	D11/26
D506,651 S *	6/2005	Magro	D2/977
D516,935 S *	3/2006	Bulgari	D11/34
D519,398 S *	4/2006	Bulgari	D11/34
D519,399 S *	4/2006	Bulgari	D11/79
D519,872 S *	5/2006	Bulgari	D11/4

D558,963 S *	1/2008	McClaskie	D2/952
D596,386 S *	7/2009	Brambilla	D2/953
D608,996 S *	2/2010	McClaskie	D2/952

* cited by examiner

Primary Examiner—T. Chase Nelson

(57) **CLAIM**

The ornamental design for a shoe sole, as shown and described.

DESCRIPTION

FIG. 1 is a left side view, with a partial cross-section taken at the corresponding cross-sectional lines shown in FIG. 2, of a shoe sole showing my new design;

FIG. 2 is a bottom perspective view thereof;

FIG. 3 is a top plan view thereof;

FIG. 4 is a right side view thereof;

FIG. 5 is a front view thereof; and,

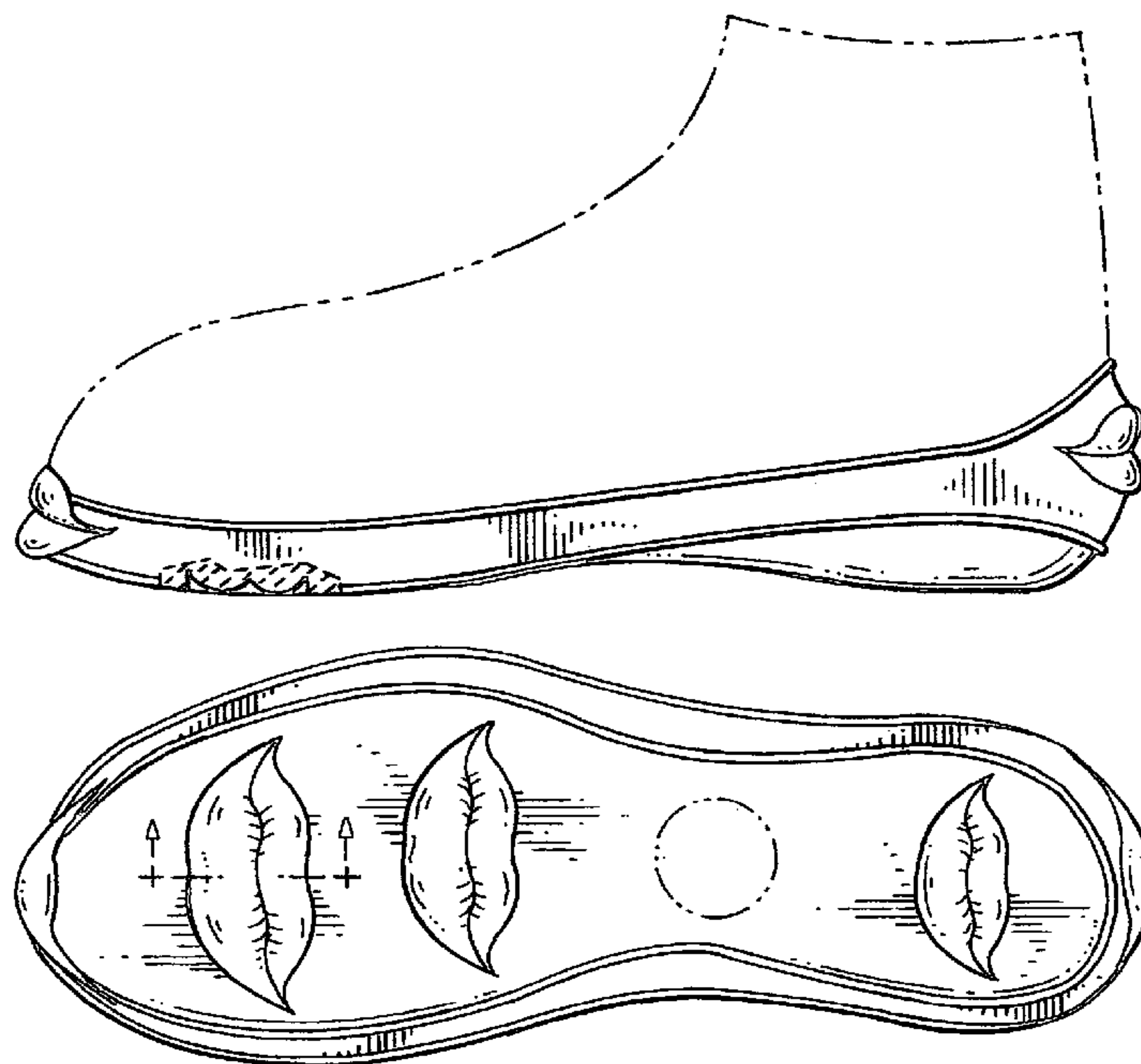
FIG. 6 is a rear view thereof.

The broken lines showing a shoe upper in FIG. 1, FIG. 4, FIG. 5, and FIG. 6 illustrate the environment in which the design resides, and form no part of the claim.

The broken line circle, and surface within it, in the FIG. 2 view depicts a portion of the shoe sole that forms no part of the claimed design.

The cross-section that is a part of the FIG. 1 view explains the contours of one of the three contoured elements on the shoe sole bottom. The two remaining elements on the shoe sole bottom are of similar contour, and also do not extend below the bottom surface of the shoe sole.

1 Claim, 3 Drawing Sheets



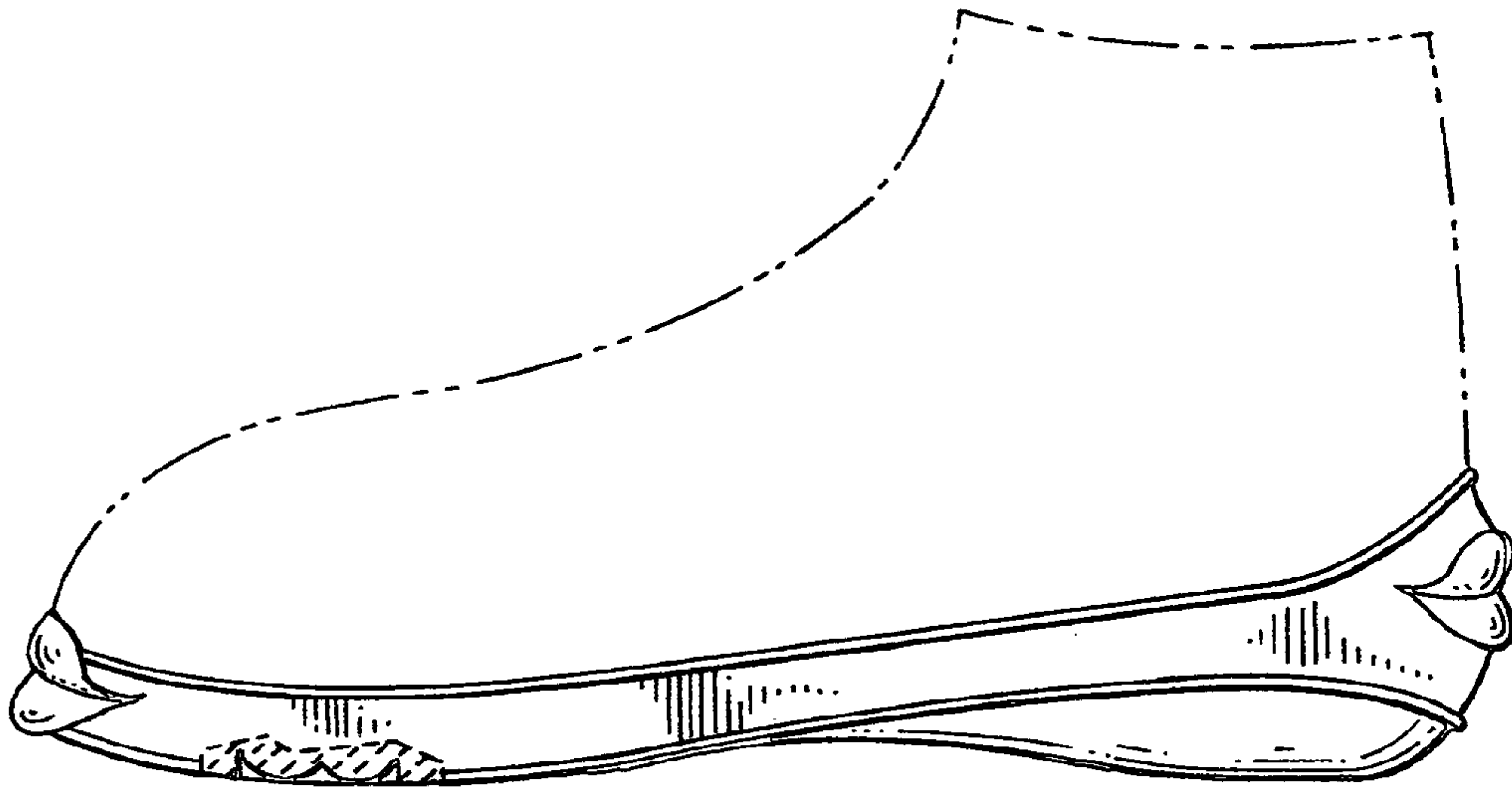


Fig. 1

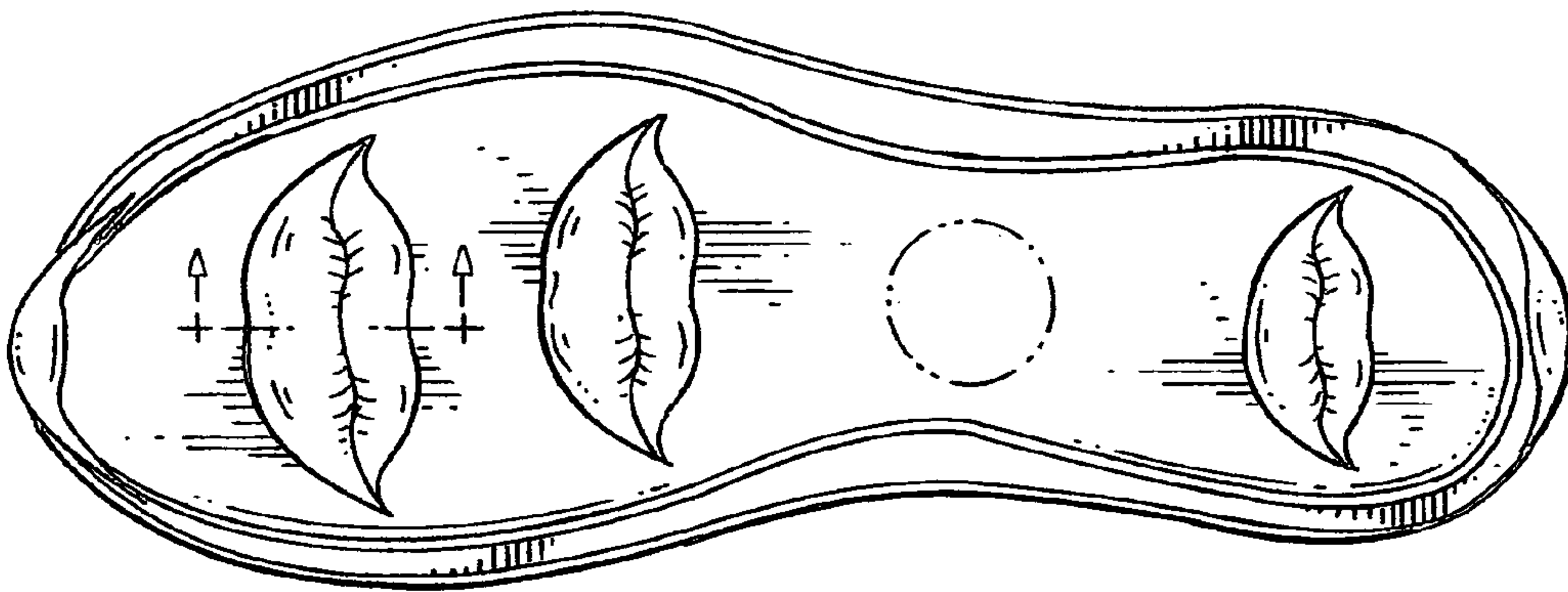


Fig. 2

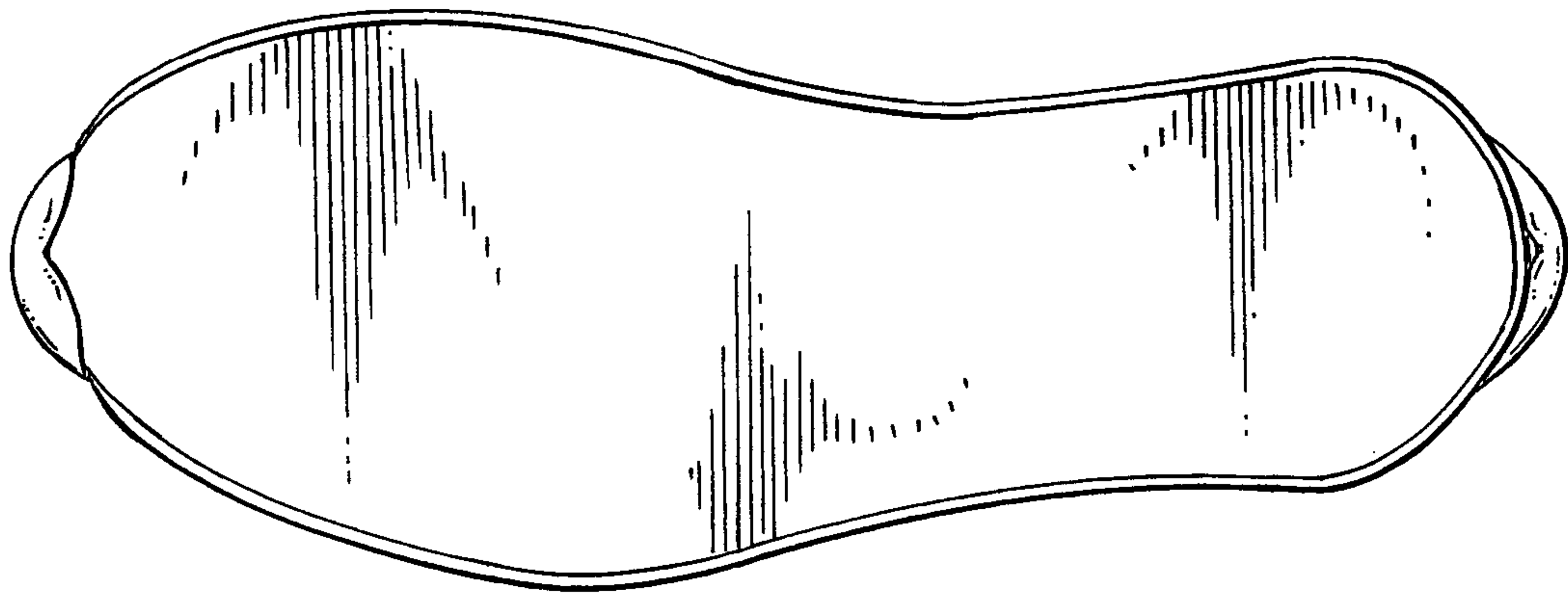


Fig. 3

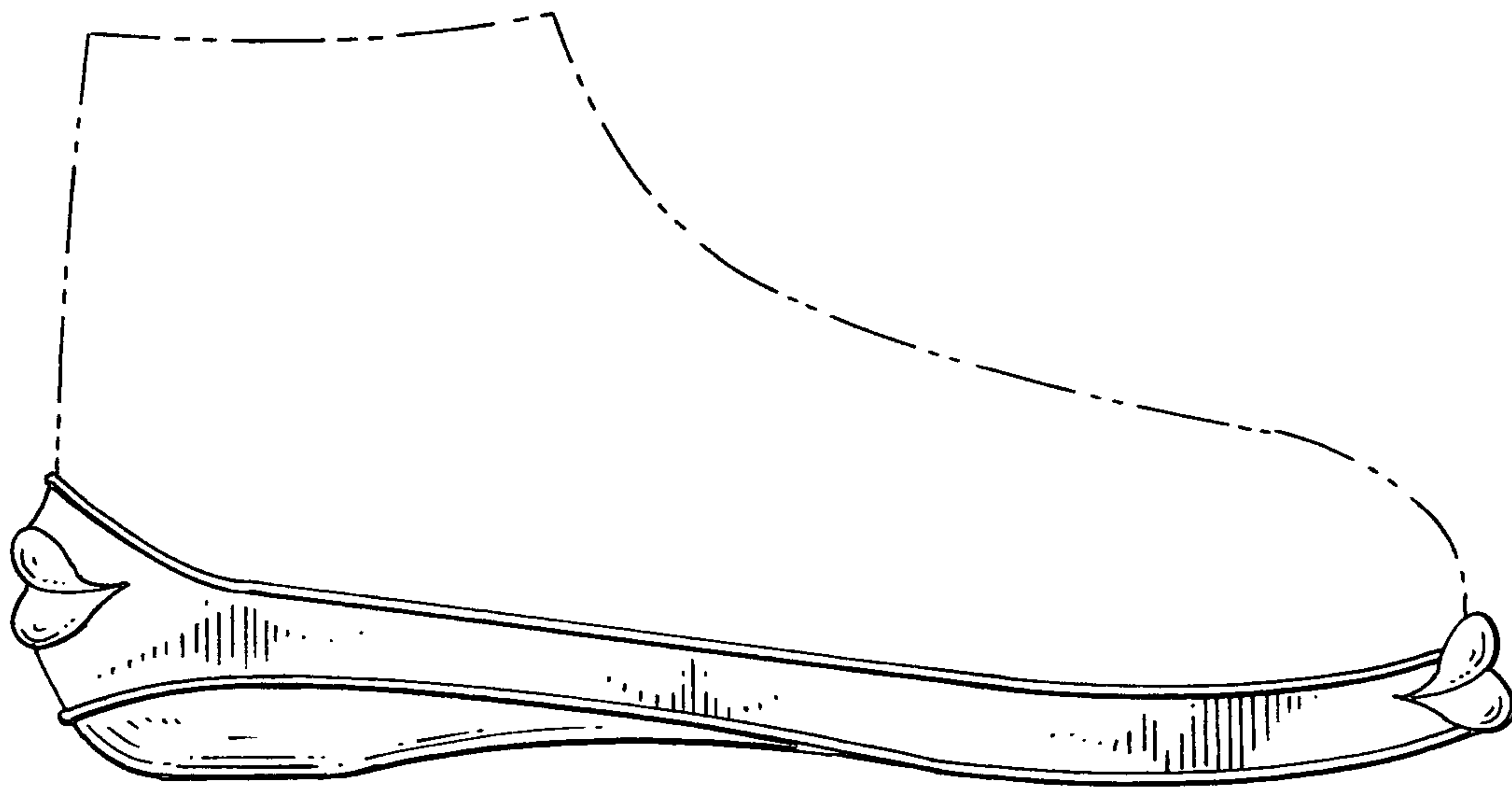


Fig. 4

