



US00D630825S

(12) **United States Design Patent**  
**Strauss**

(10) **Patent No.:** **US D630,825 S**

(45) **Date of Patent:** **\*\* Jan. 18, 2011**

(54) **SHOE**

(75) Inventor: **Isidore N. Strauss**, Bridgewater, NJ  
(US)

(73) Assignee: **Intec Corporation**, Cliffwood Beach,  
NJ (US)

(\*\*) Term: **14 Years**

(21) Appl. No.: **29/343,146**

(22) Filed: **Sep. 9, 2009**

(51) **LOC (9) Cl.** ..... **02-04**

(52) **U.S. Cl.** ..... **D2/897; D2/923; D2/926**

(58) **Field of Classification Search** ..... D2/896,  
D2/897, 902, 906-908, 923, 925-927, 969;  
36/45, 83, 88, 113, 114, 8.1, 4  
See application file for complete search history.

(56) **References Cited**

**U.S. PATENT DOCUMENTS**

D163,614 S *	6/1951	Laughlin	.....	D2/897
6,993,858 B2	2/2006	Seamans		
D517,789 S	3/2006	Seamans		
D517,790 S	3/2006	Seamans		
7,146,751 B2	12/2006	Seamans		
D534,341 S *	1/2007	Choi	.....	D2/897
D543,681 S	6/2007	McCarthy		
D545,033 S *	6/2007	Wolf	.....	D2/926
D561,982 S	2/2008	Hoyt		
D564,207 S	3/2008	Seamans		
D567,481 S	4/2008	Hoyt		
D567,482 S *	4/2008	Hoyt	.....	D2/897

D578,743 S *	10/2008	Liow	.....	D2/923
D590,588 S	4/2009	del Biondi et al.		
D599,538 S	9/2009	del Biondi et al.		
D610,784 S *	3/2010	Del Biondi	.....	D2/923
D613,486 S *	4/2010	Meador	.....	D2/926
D613,487 S *	4/2010	Meador	.....	D2/926
D624,733 S *	10/2010	O'Boyle et al.	.....	D2/923
2004/0231189 A1	11/2004	Seamans		
2004/0231190 A1	11/2004	Seamans		
2004/0231191 A1	11/2004	Seamans		
2006/0048407 A1	3/2006	Seamans		
2007/0130797 A1	6/2007	Seamans		

\* cited by examiner

*Primary Examiner*—Dominic Simone

(74) *Attorney, Agent, or Firm*—King & Schickli, PLLC

(57) **CLAIM**

The ornamental design for a shoe, as shown and described.

**DESCRIPTION**

FIG. 1 is a front perspective view of a shoe showing my new design;

FIG. 2 is a front elevational view thereof;

FIG. 3 is a right side elevational view thereof;


FIG. 4 is a rear elevational view thereof;

FIG. 5 is a left side elevational view thereof; and,

FIG. 6 is a top plan view thereof.

The broken lines in the Figures are for illustrative purposes only and form no part of the claimed design.

**1 Claim, 6 Drawing Sheets**



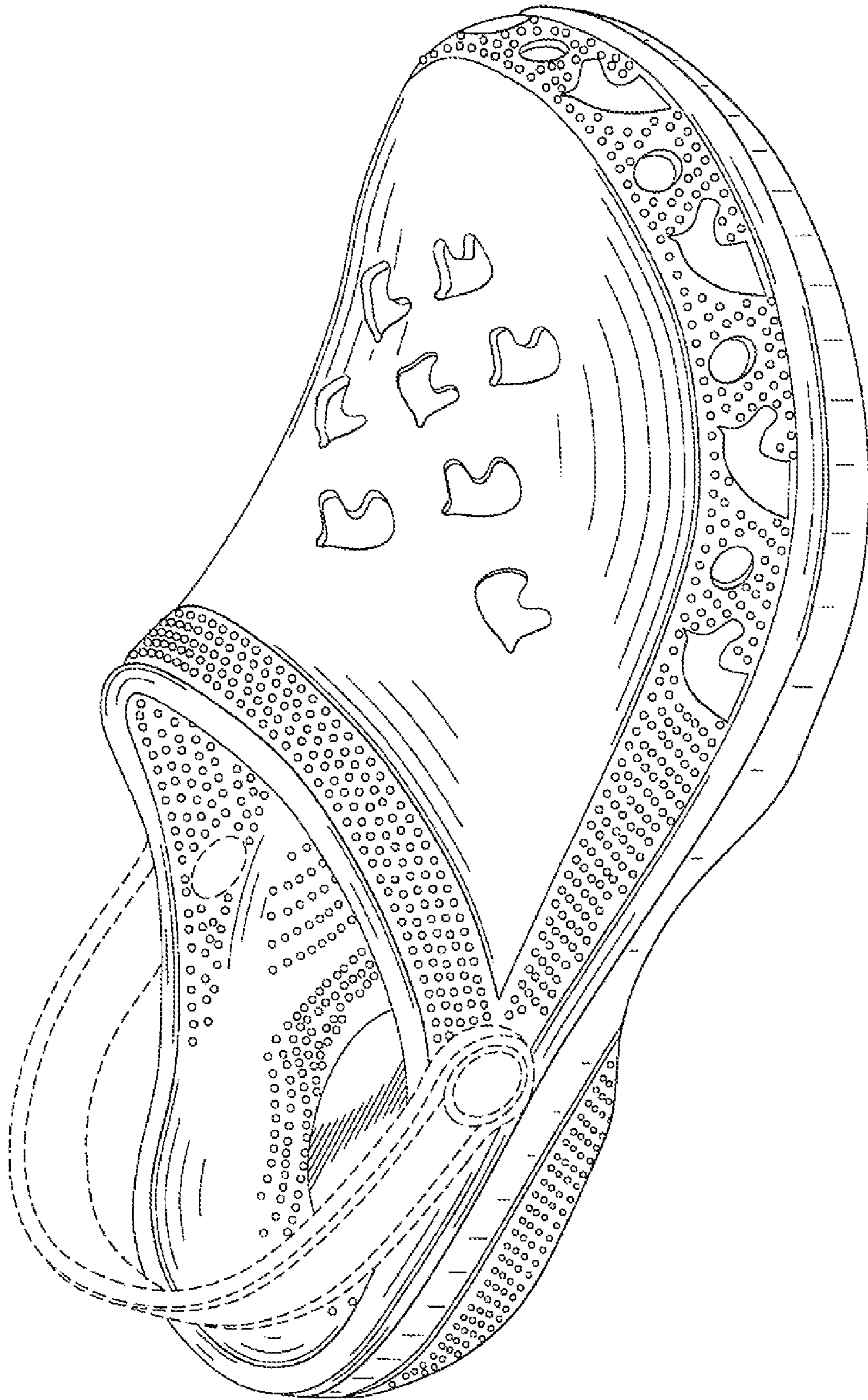


FIG. 1



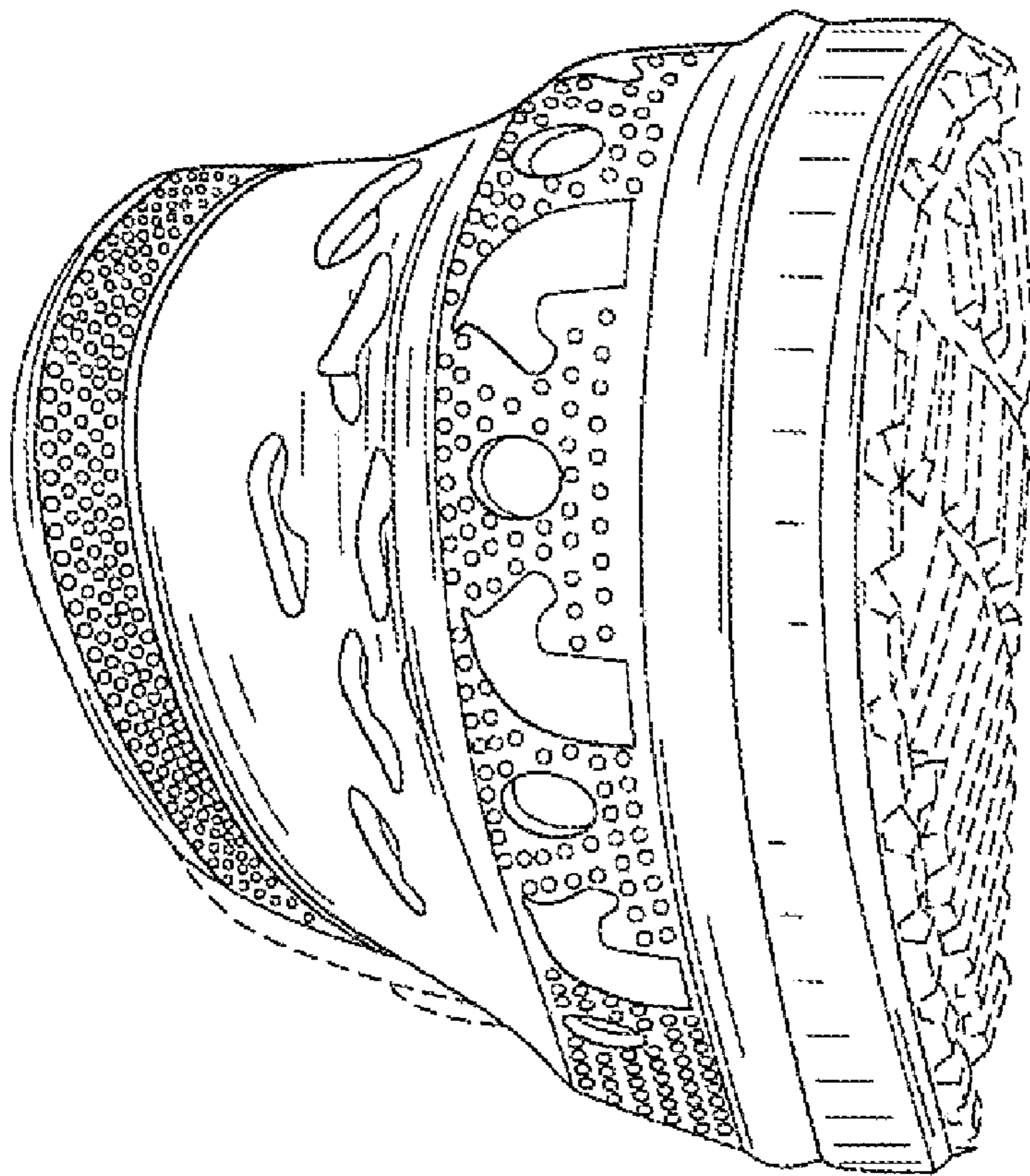


FIG. 2

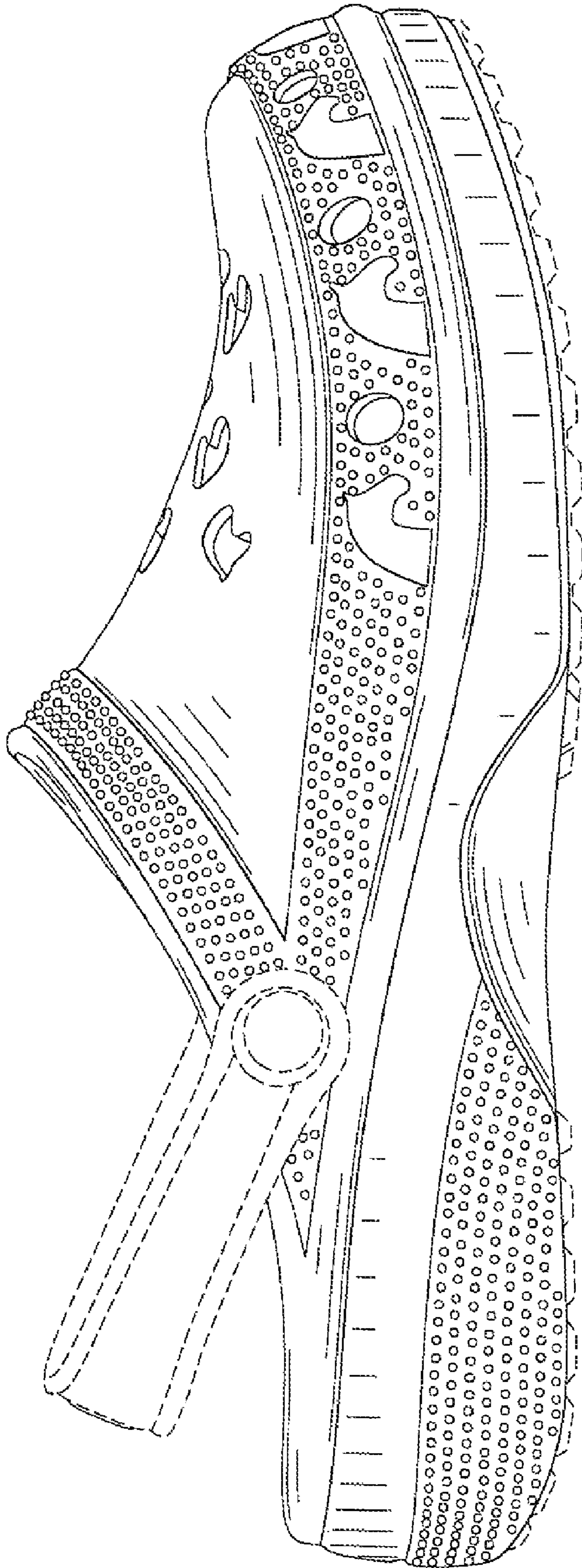


FIG. 3

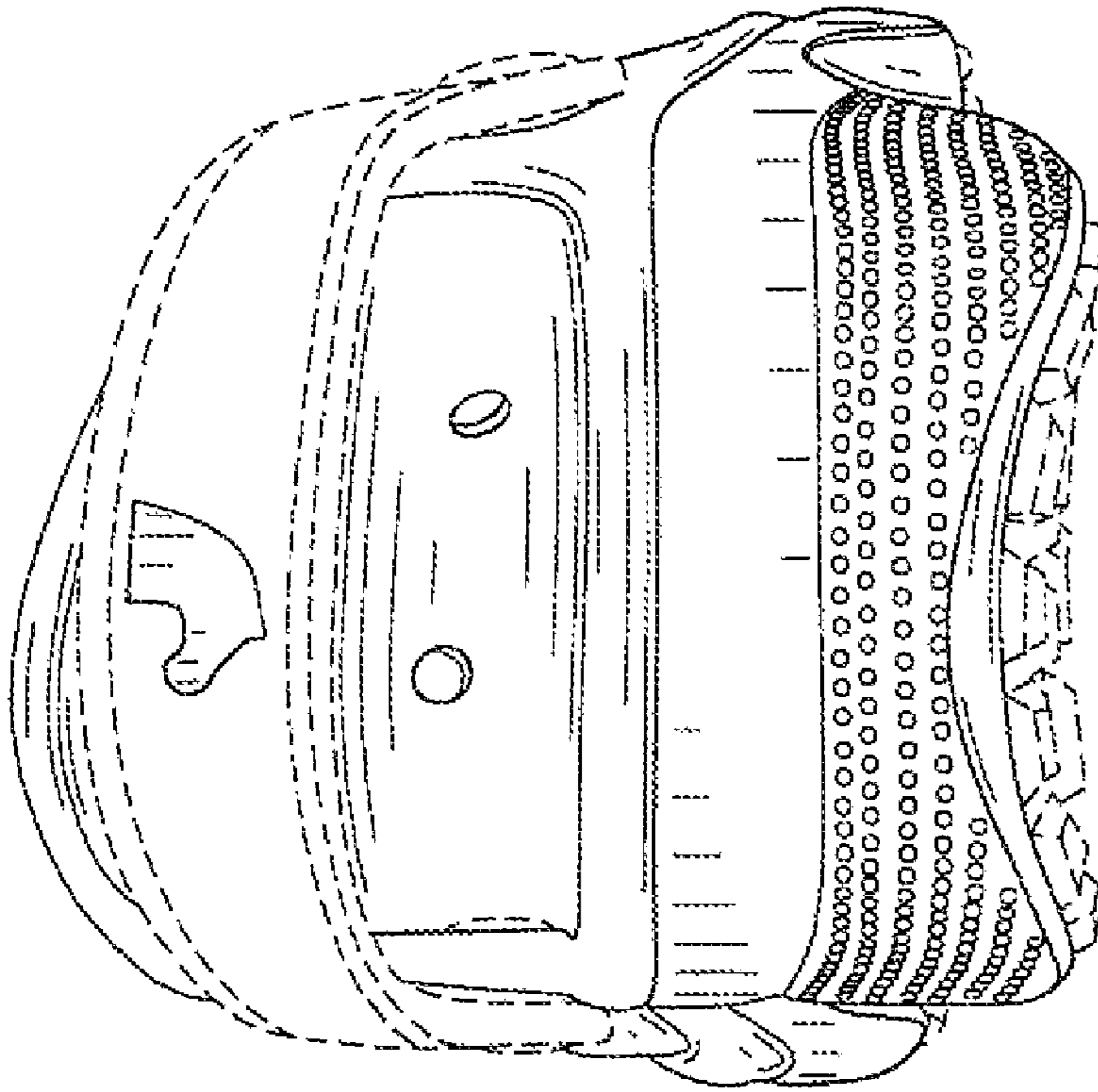


FIG. 4

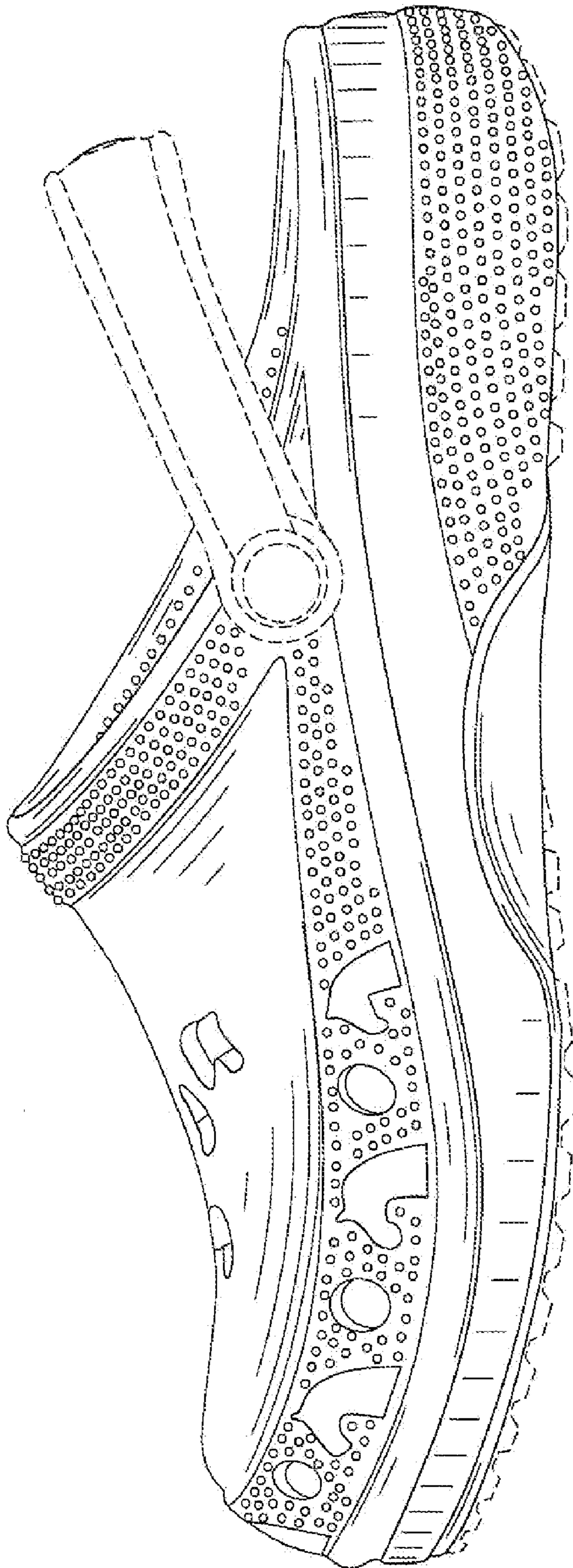


FIG. 5



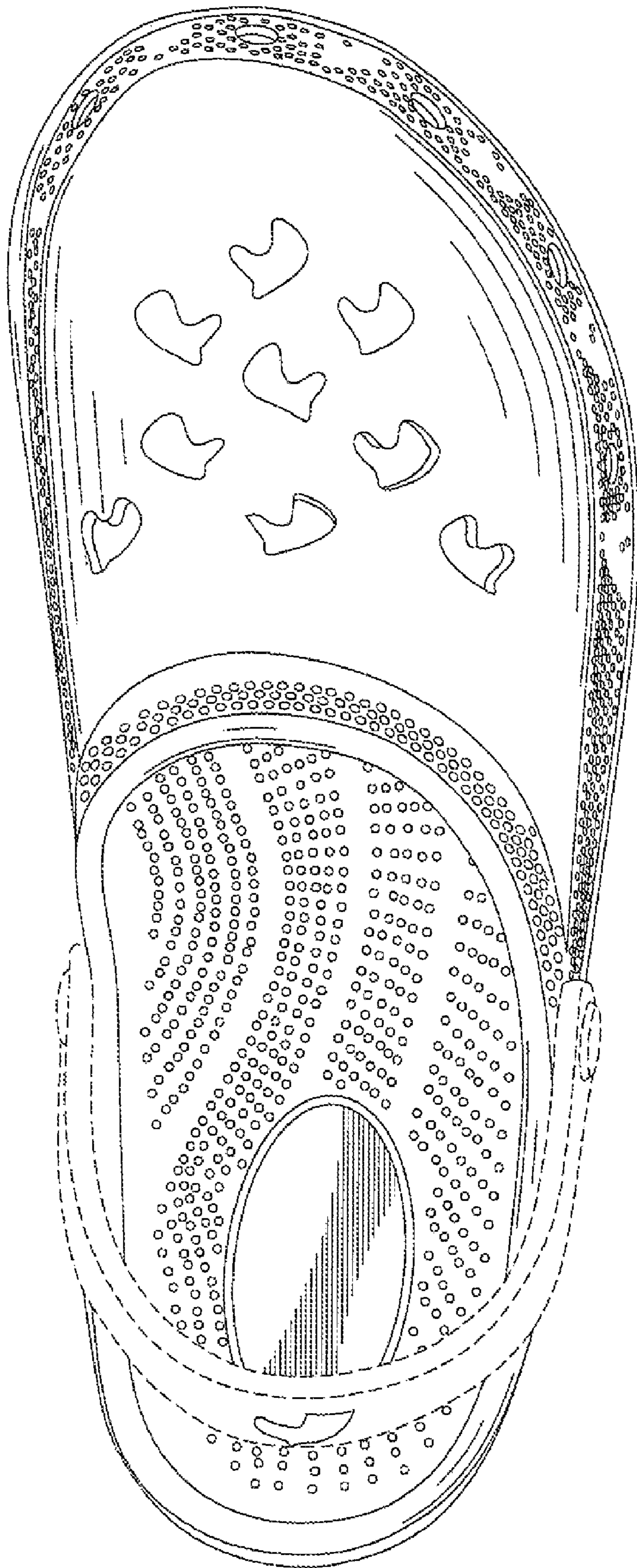


FIG. 6