



US00D630813S

(12) **United States Design Patent**  
**Molayem**

(10) **Patent No.:** **US D630,813 S**  
(45) **Date of Patent:** **\*\* Jan. 11, 2011**

(54) **MULTIPLE TIER OVER THE SINK DISH RACK**

(75) Inventor: **Daryoosh Molayem**, Beverly Hills, CA (US)

(73) Assignee: **Tabletops Unlimited, Inc.**, Carson, CA (US)

(\*\*) Term: **14 Years**

(21) Appl. No.: **29/365,987**

(22) Filed: **Jul. 16, 2010**

(51) **LOC (9) Cl.** ..... **07-05**

(52) **U.S. Cl.** ..... **D32/55; D6/479**

(58) **Field of Classification Search** ..... D32/55,  
D32/276, 3; D6/510, 525, 462, 477, 479,  
D6/465, 491, 511, 405; D30/133; 211/41.5,  
211/41.4, 41.3, 41.8; 361/679.4; 312/311,  
312/333, 334.4

See application file for complete search history.

(56) **References Cited**

**U.S. PATENT DOCUMENTS**

591,377	A	*	10/1897	Bunce	.....	220/572
D215,773	S	*	10/1969	Maslow	.....	D6/462
D289,479	S	*	4/1987	Brancher	.....	D6/511
D320,681	S	*	10/1991	Boula	.....	D32/55
D322,726	S	*	12/1991	Rademacher et al.	.....	D6/465
D330,819	S	*	11/1992	Dickinson	.....	D6/479
D362,138	S	*	9/1995	Sagol	.....	D6/479
D367,784	S	*	3/1996	Goetz	.....	D6/479
D406,479	S	*	3/1999	Thorp et al.	.....	D6/479
D422,433	S	*	4/2000	Ho	.....	D6/479
D423,826	S	*	5/2000	Ho	.....	D6/479
D433,253	S	*	11/2000	Gingrich et al.	.....	D6/479

D471,033	S	*	3/2003	Yamaguchi	.....	D6/465
D471,381	S	*	3/2003	Yamaguchi	.....	D6/465
D496,809	S	*	10/2004	Dardashti	.....	D6/479
D498,618	S	*	11/2004	Welch et al.	.....	D6/479
D538,058	S	*	3/2007	Van Es	.....	D6/405
D547,093	S	*	7/2007	Butters	.....	D6/462
D575,555	S	*	8/2008	Lewis	.....	D6/465
D597,342	S	*	8/2009	Dickson	.....	D6/465
D602,712	S	*	10/2009	Ho	.....	D6/465

\* cited by examiner

*Primary Examiner*—Austin Murphy

(74) *Attorney, Agent, or Firm*—Blakely, Sokoloff, Taylor & Zafman, LLP

(57) **CLAIM**

The ornamental design for a multiple tier over the sink dish rack, as shown and described.

**DESCRIPTION**

FIG. 1 shows an elevational perspective view of a multiple tier over the sink dish rack.

FIG. 2 is a front view of the two tier over the sink dish rack.

FIG. 3 is a rear view of the two tier over the sink dish rack.

FIG. 4 is a left side view of the two tier over the sink dish rack.

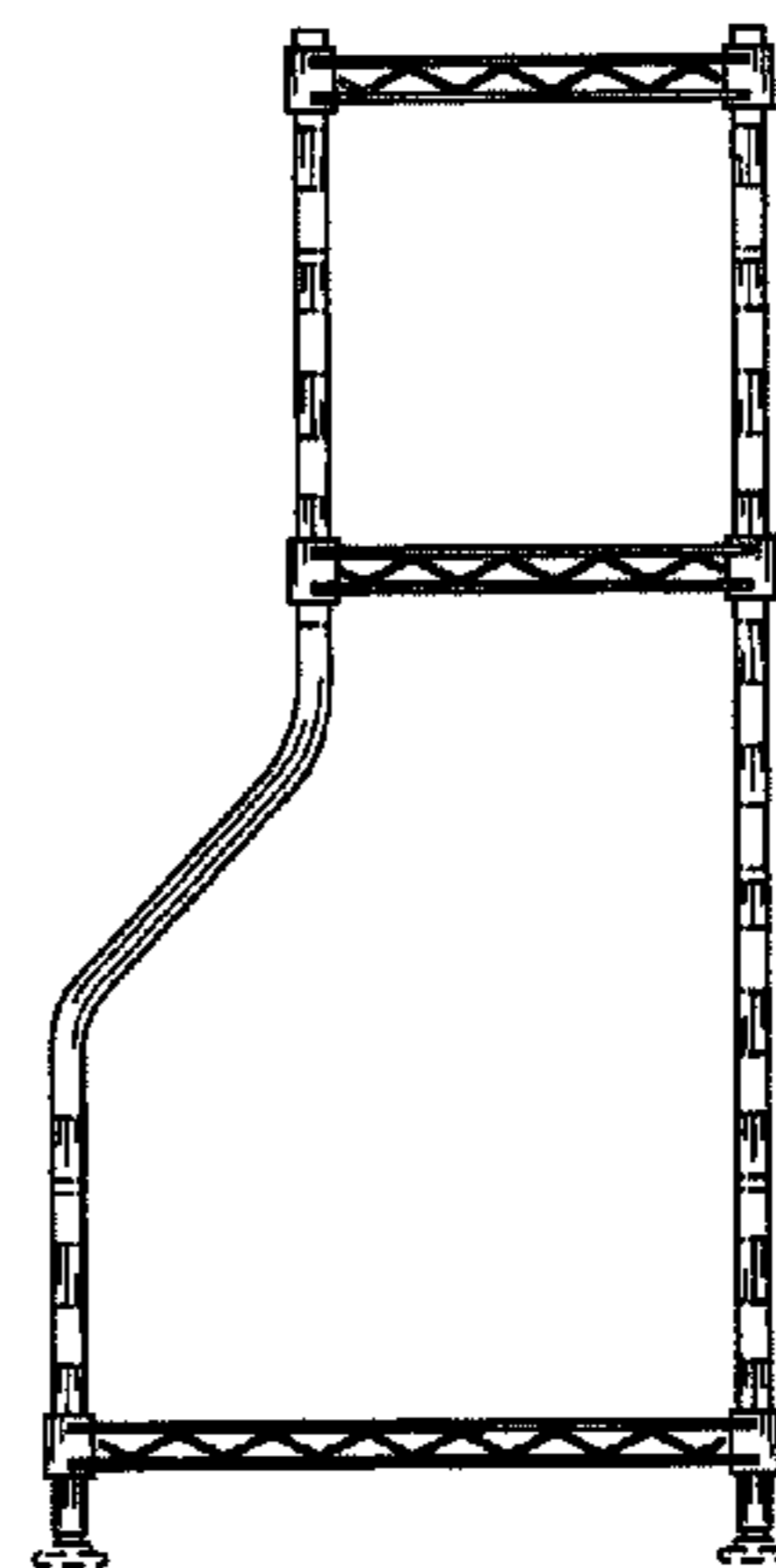
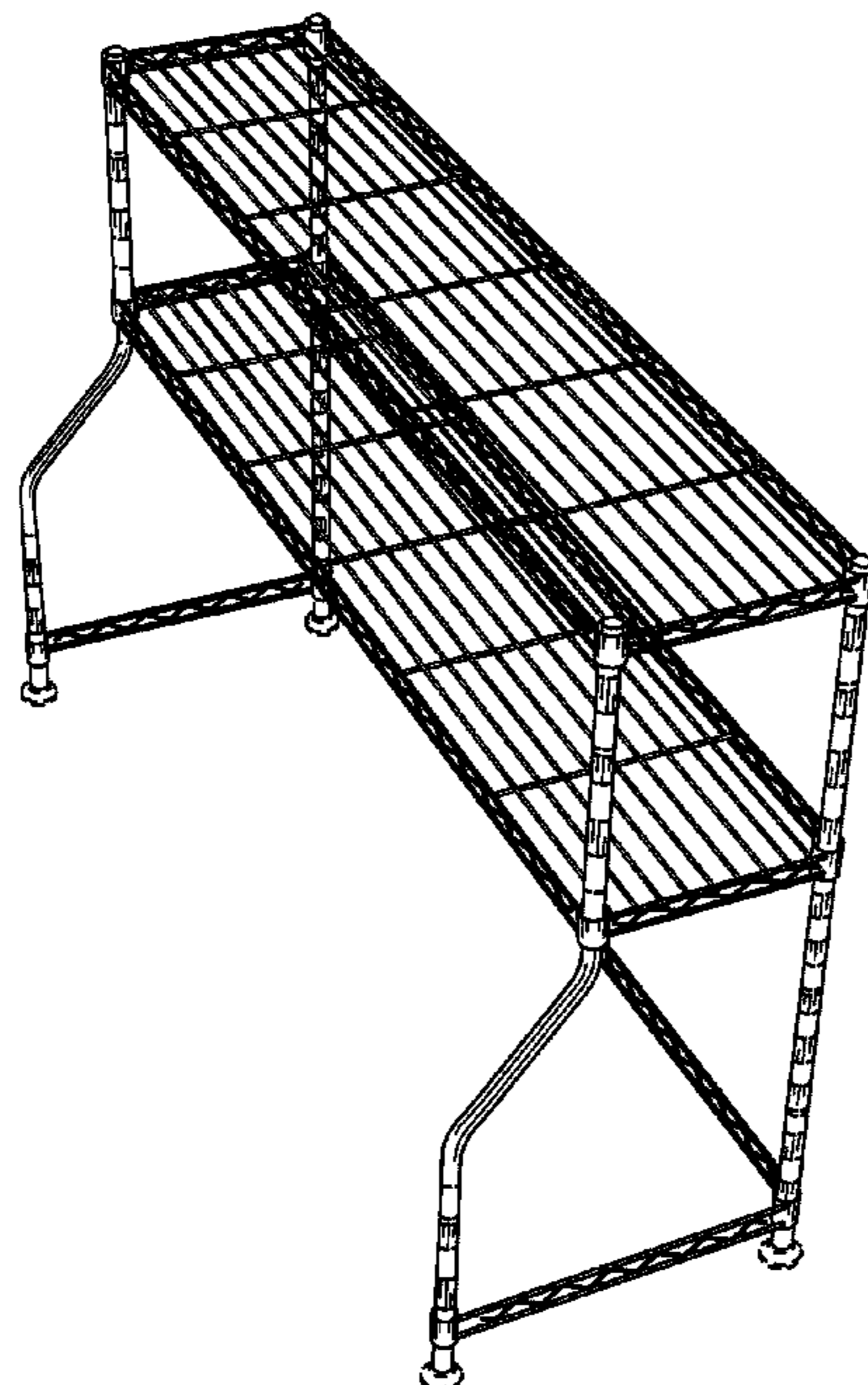
FIG. 5 is a right side view of the two tier over the sink dish rack.

FIG. 6 is a top view of the three two tier over the sink dish rack; and,

FIG. 7 is a bottom view of the two tier over the sink dish rack.

The broken lines shown in the drawings represent portions of the multiple tier over the sink dish rack that form no part of the claimed design.

**1 Claim, 7 Drawing Sheets**



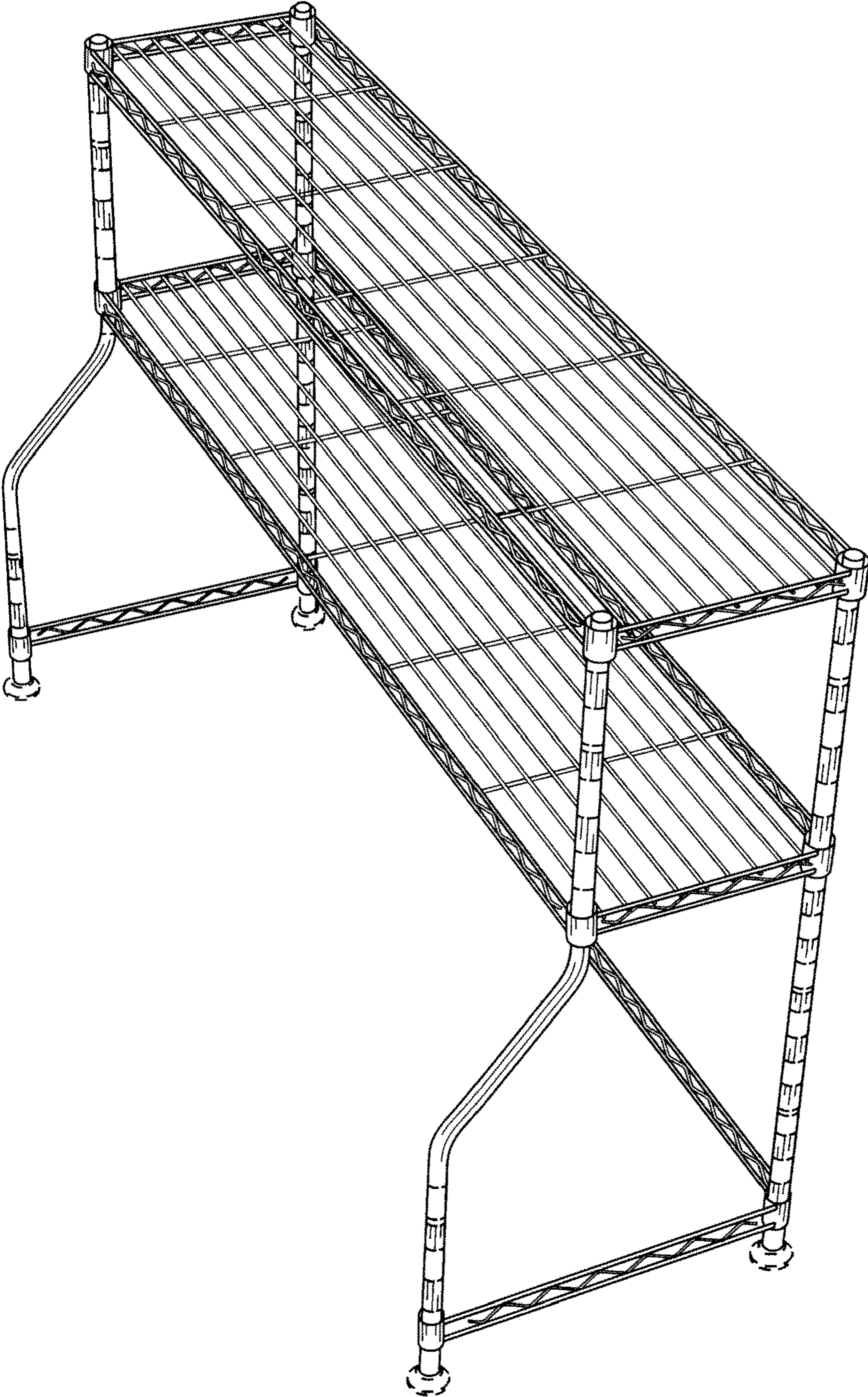


FIG. 1




FIG. 2

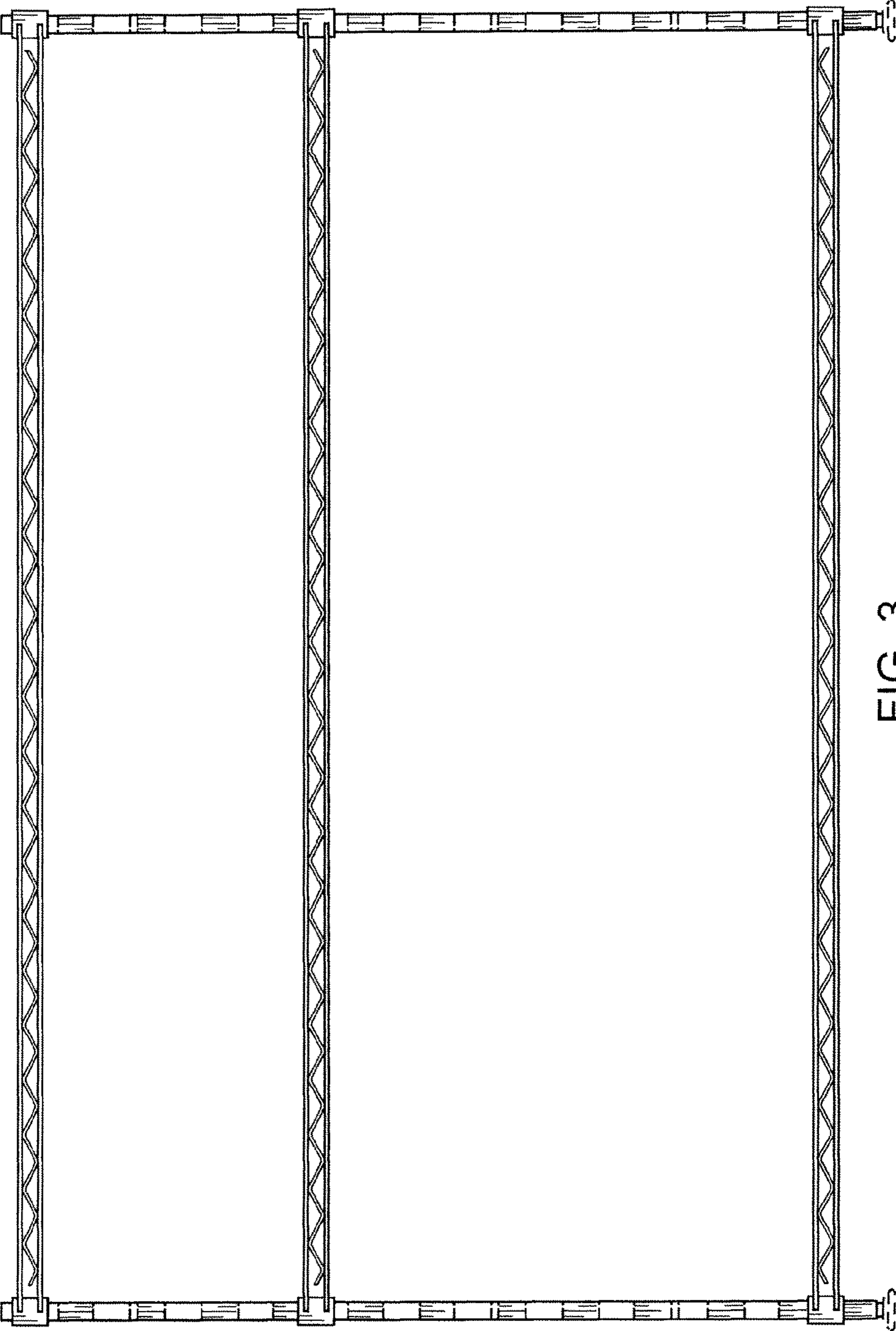


FIG. 3

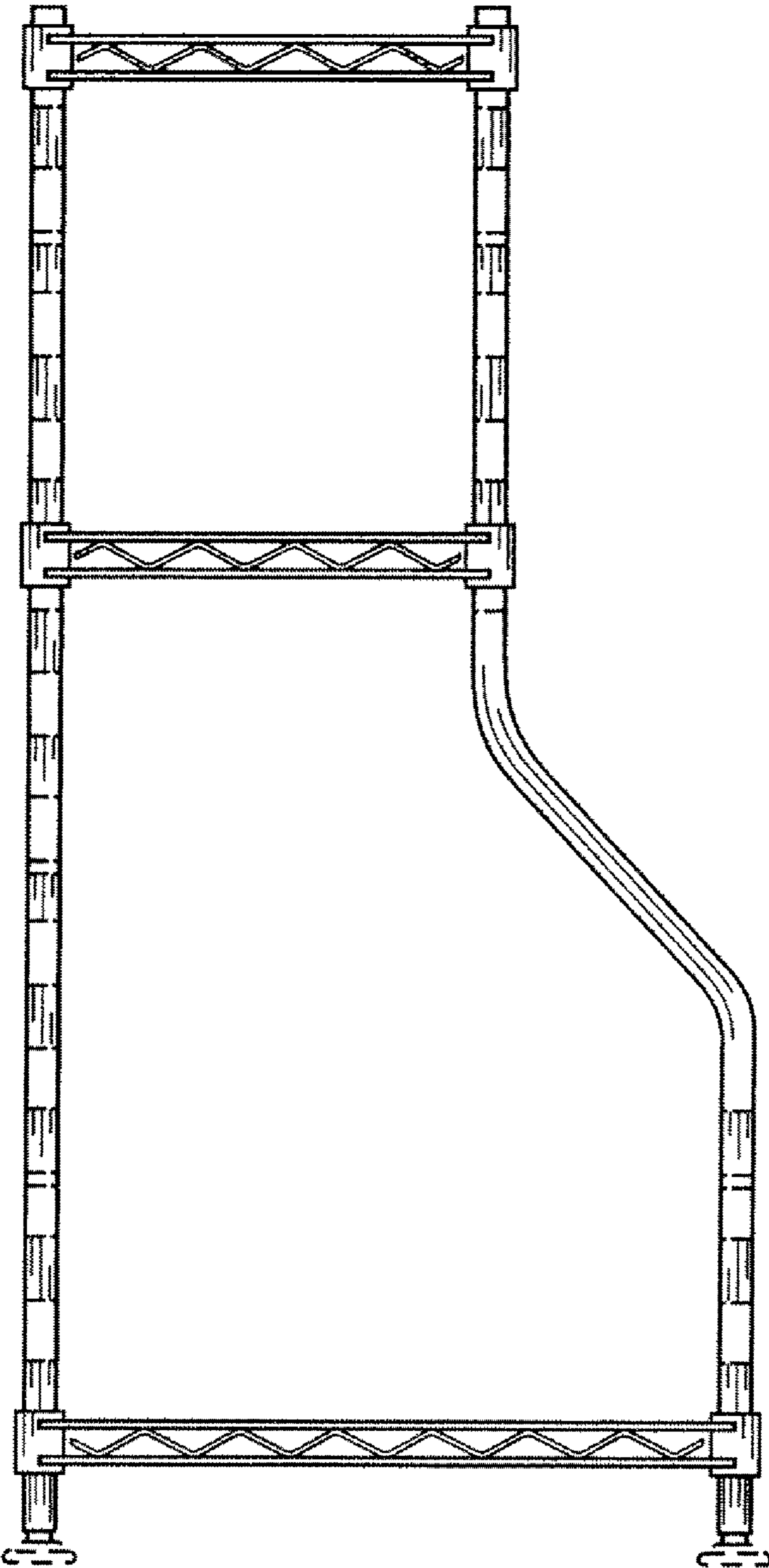


FIG. 4

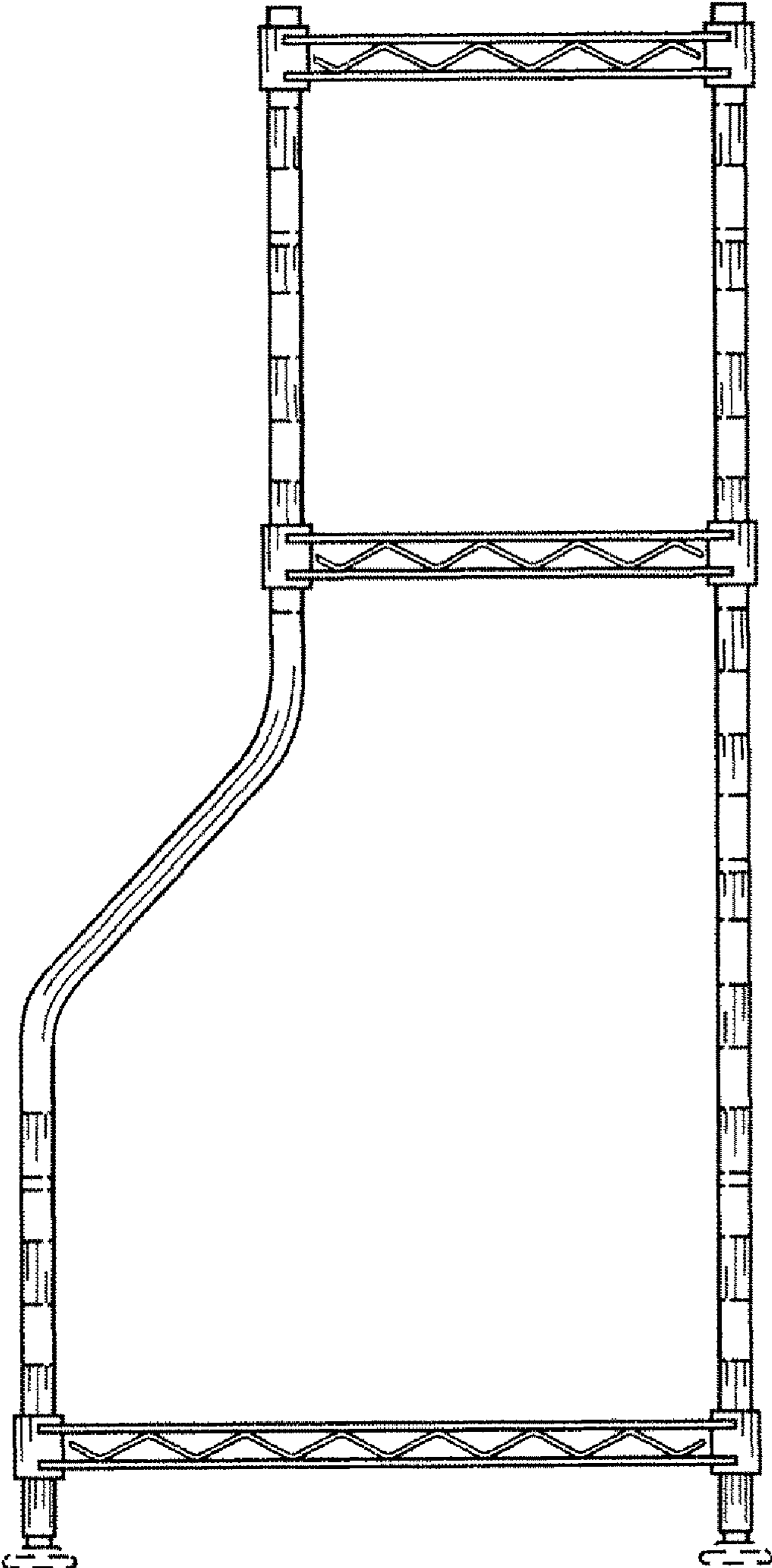


FIG. 5

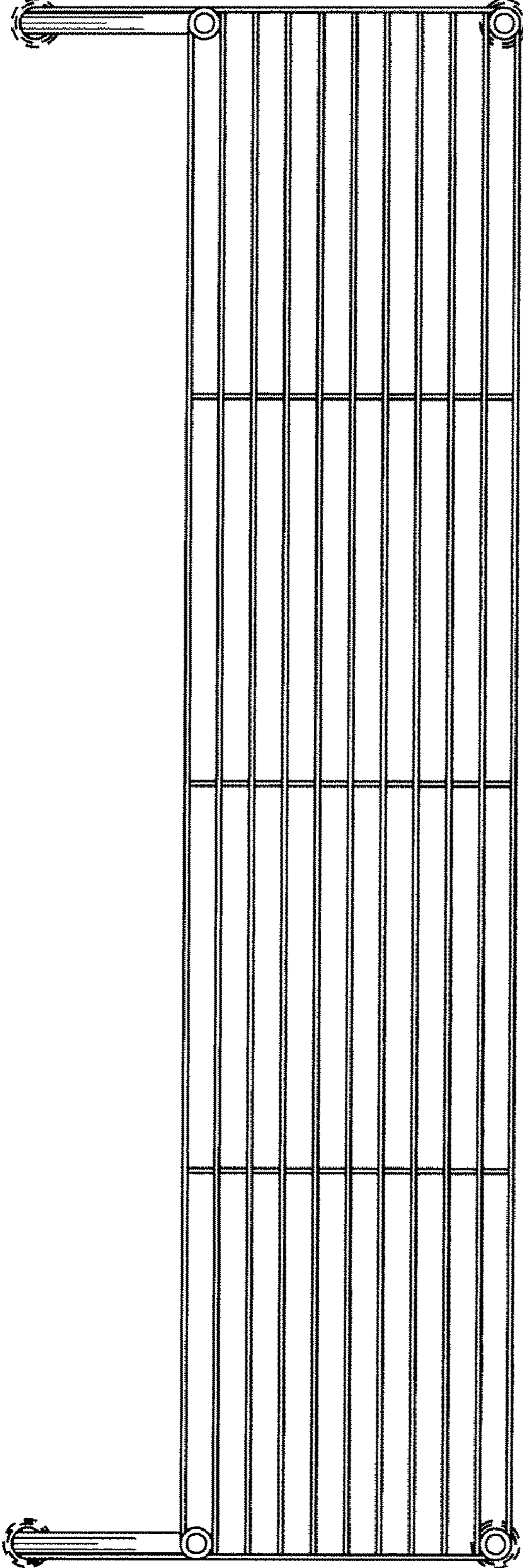


FIG. 6

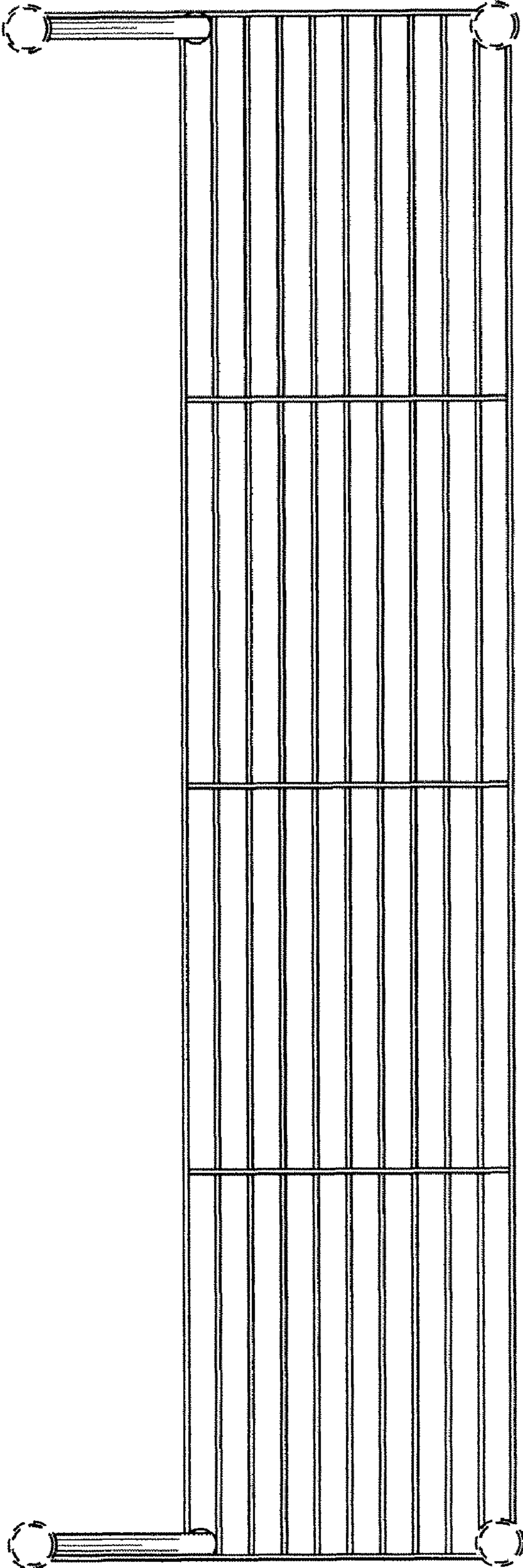


FIG. 7