



US00D630812S

(12) **United States Design Patent**
Williams

(10) **Patent No.:** **US D630,812 S**
(45) **Date of Patent:** **** Jan. 11, 2011**

(54) **SQUEEGEE WITH TAPERED HANDLE**

(76) Inventor: **Robert D. Williams**, 425 Vista Ave.,
Golden, CO (US) 80401

(**) Term: **14 Years**

(21) Appl. No.: **29/316,427**

(22) Filed: **Sep. 24, 2009**

(51) **LOC (9) Cl.** **04-01**

(52) **U.S. Cl.** **D32/41**

(58) **Field of Classification Search** D32/40,
D32/41, 46, 49; 15/244.1, 244.2, 244.3,
15/244.4, 209.1, 121

See application file for complete search history.

(56) **References Cited**

U.S. PATENT DOCUMENTS

D24,969 S	12/1895	Watkin	
1,351,862 A	9/1920	Menkhaus	
1,377,484 A	5/1921	Huneryager	
2,043,775 A	6/1936	Rosen	
2,981,964 A	5/1961	Downing	
D198,075 S	4/1964	Davis, Sr.	
D260,959 S	9/1981	Schnarr	
4,617,736 A	10/1986	McCrary	
4,719,660 A	1/1988	Hopkins	
D296,946 S *	7/1988	Stirling	D32/41
4,870,712 A	10/1989	Markus	
D307,963 S	5/1990	Newman, Sr. et al.	
D343,265 S *	1/1994	Pollak et al.	D32/41
D344,617 S	2/1994	Farmer	
5,357,646 A	10/1994	Kim	
5,519,911 A *	5/1996	Callander	15/114
D372,349 S	7/1996	Adair	
D422,125 S	3/2000	Sneed et al.	
D424,767 S	5/2000	Shea	
D441,156 S	4/2001	Zegman	
D459,847 S	7/2002	Ingram	

D463,082 S	9/2002	Harrington	
D479,376 S	9/2003	Hsu	
D500,184 S *	12/2004	Libman et al.	D32/41
6,969,828 B2	11/2005	Deane, III et al.	
D515,262 S	2/2006	Hay	
D518,934 S	4/2006	Williams	
D548,415 S	8/2007	Libman et al.	
7,343,637 B2 *	3/2008	Lafleur	15/111
D580,612 S	11/2008	Matousek et al.	
7,469,444 B1	12/2008	Thomas	
D586,963 S	2/2009	Libman et al.	
D588,767 S	3/2009	Libman et al.	
D604,919 S *	11/2009	Meyer	D32/41
2004/0117936 A1	6/2004	Kaminstein et al.	
2004/0221412 A1	11/2004	Tirkkonen et al.	
2006/0021175 A1	2/2006	Peroni	
2007/0130715 A1	6/2007	Marion et al.	
2007/0209210 A1	9/2007	Henke et al.	

* cited by examiner

Primary Examiner—Cynthia E Ramirez

(74) *Attorney, Agent, or Firm*—James K. Poole, Esq.

(57) **CLAIM**

The ornamental design for a squeegee with tapered handle, as shown and described.

DESCRIPTION

FIG. 1 is an end perspective view of an embodiment of my design for a squeegee with tapered handle;

FIG. 2 is a front elevational view, with the rear elevational being a mirror image thereof;

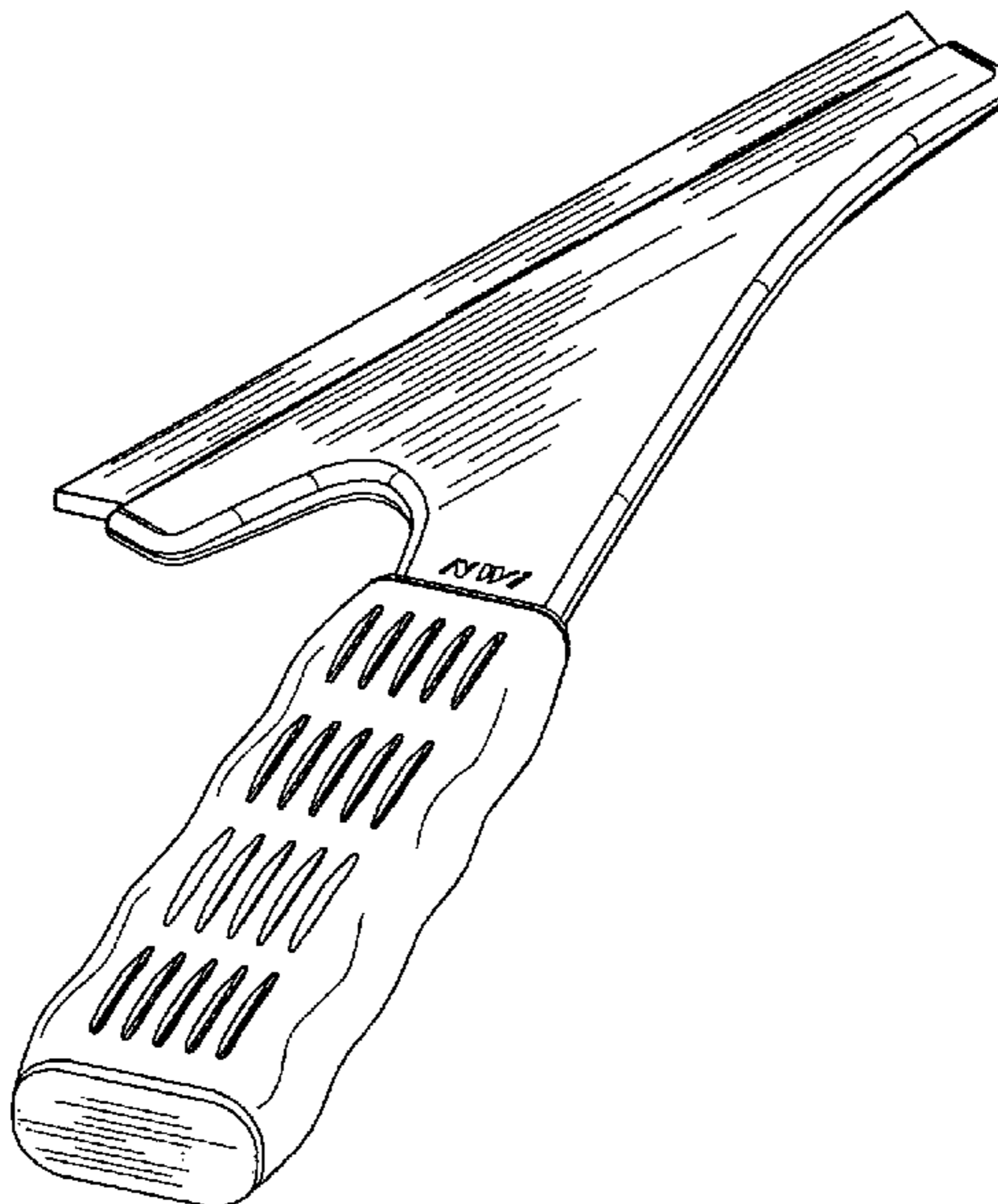
FIG. 3 is a handle end perspective view thereof;

FIG. 4 is a blade end perspective view thereof;

FIG. 5 is a bottom view thereof; and,

FIG. 6 is a top view thereof.

1 Claim, 4 Drawing Sheets



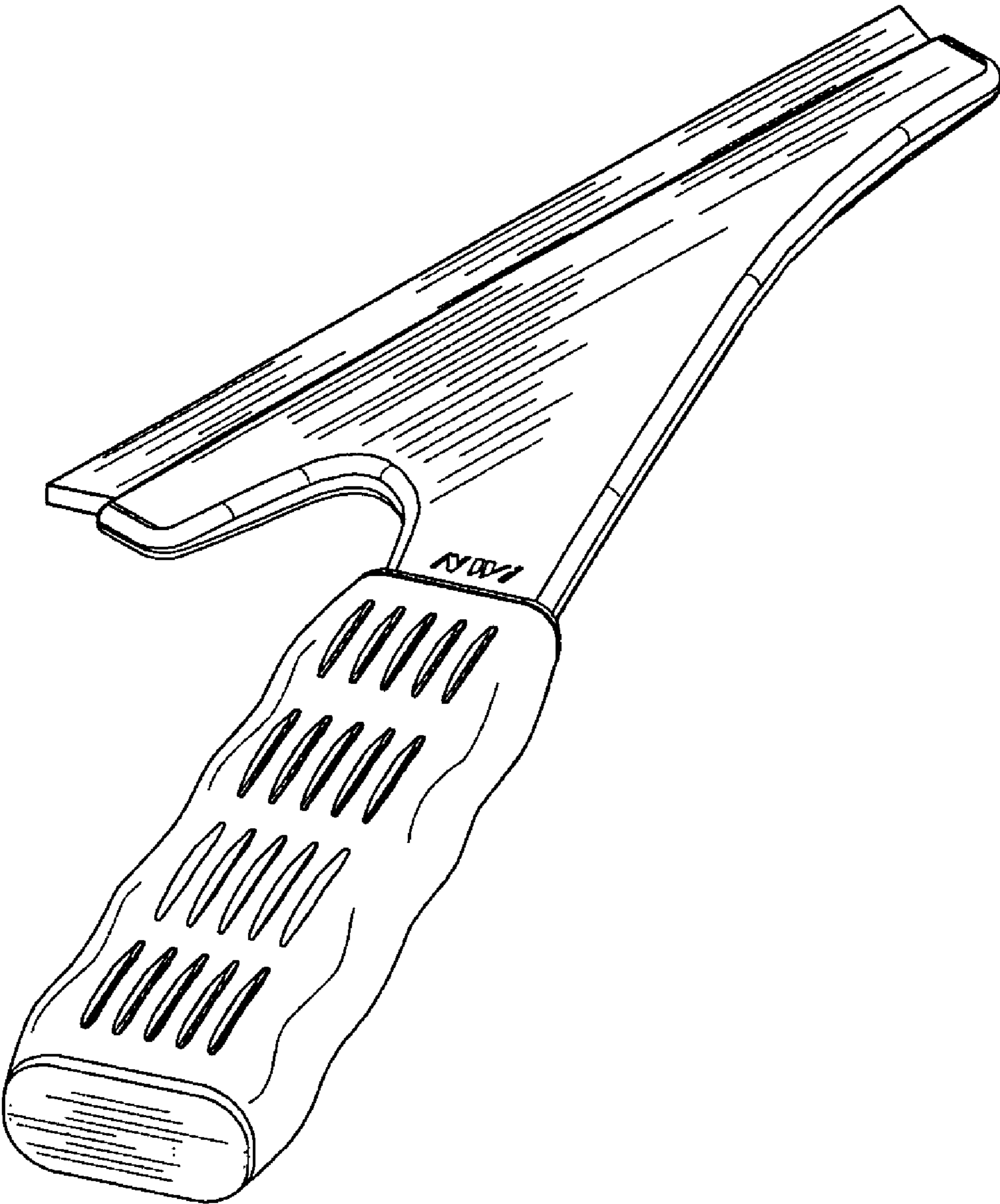


FIG. 1

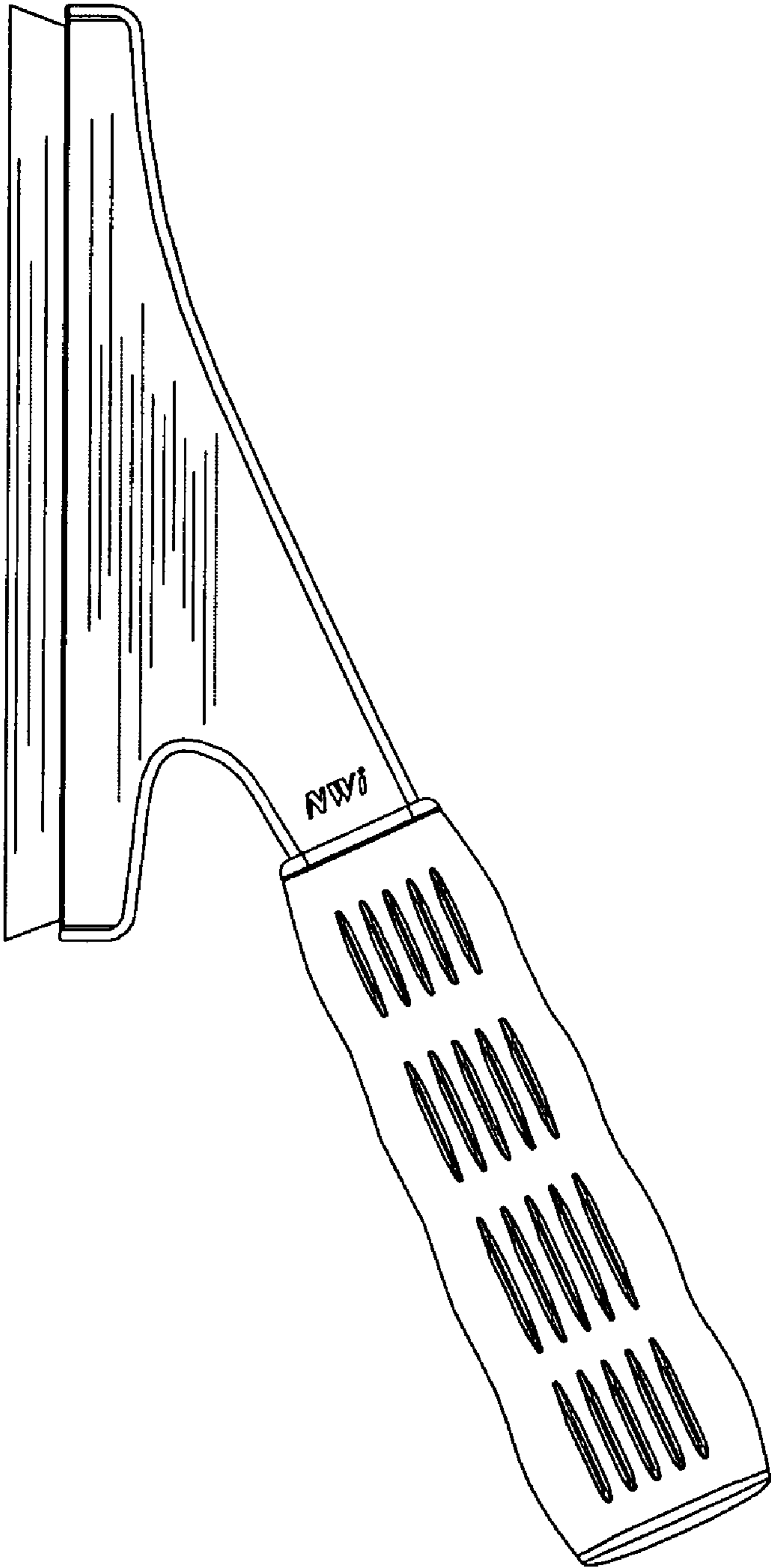


FIG. 2

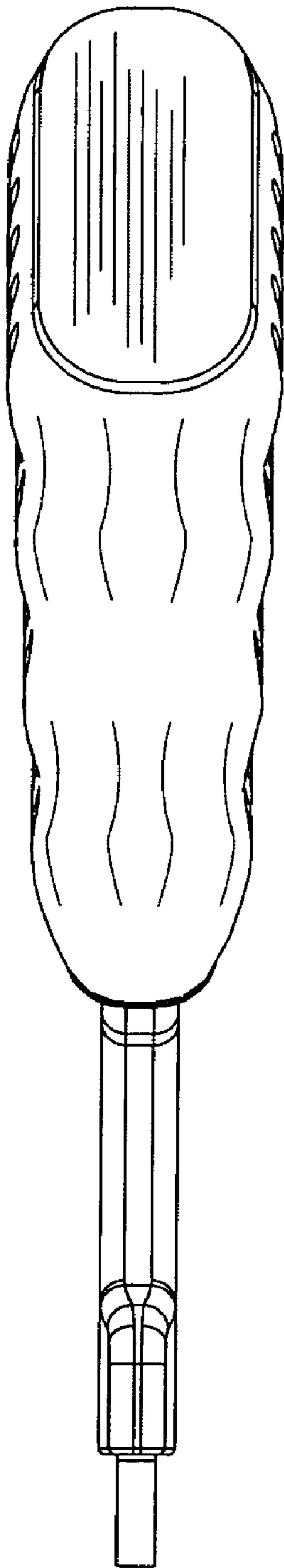


FIG. 3

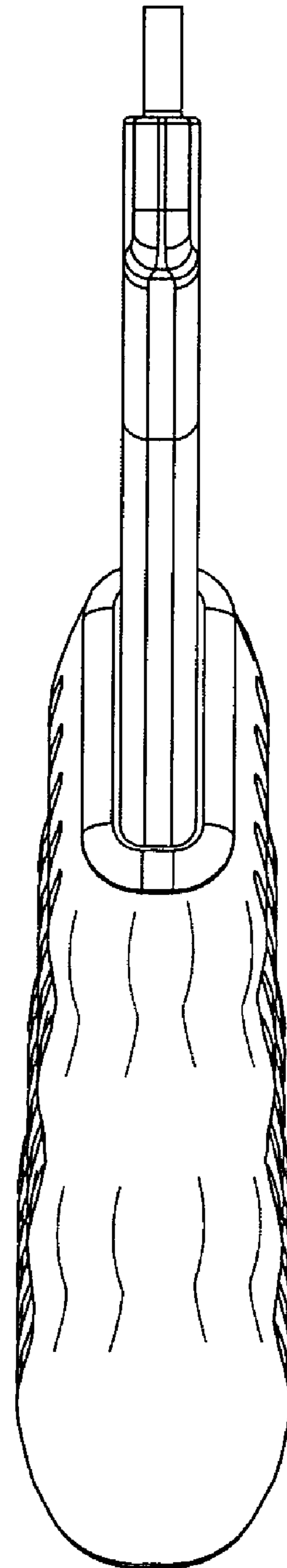


FIG. 4

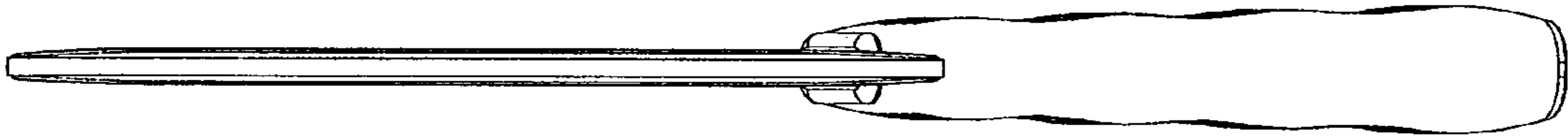


FIG. 5

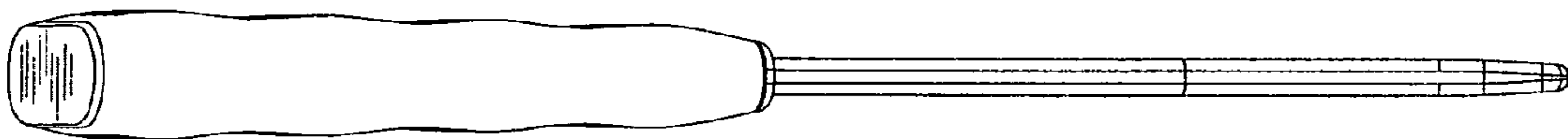


FIG. 6