



US00D630811S

(12) **United States Design Patent**
Chae

(10) **Patent No.:** **US D630,811 S**
(45) **Date of Patent:** **** Jan. 11, 2011**

(54) **DISPENSER FOR LAUNDRY USE**
(75) Inventor: **Gab Seok Chae**, Ansan-Si (KR)
(73) Assignee: **IGTech Co. Ltd.**, Jincheon-Gun
Chungcheongbuk-Do (KR)
(**) Term: **14 Years**

D384,451 S * 9/1997 Leu D32/29.1
D387,520 S * 12/1997 Leu D32/29.1
D396,903 S * 8/1998 Leu D32/29.1
D406,679 S * 3/1999 DePalma D32/29.1
6,174,577 B1 * 1/2001 Vitorino 428/36.5
D473,982 S * 4/2003 Clark et al. D32/29.1
D577,872 S * 9/2008 Geyer D32/28
D579,163 S * 10/2008 Schablinger D32/29.1

(21) Appl. No.: **29/315,420**
(22) Filed: **Jun. 23, 2009**

* cited by examiner

Primary Examiner—T. Chase Nelson
Assistant Examiner—Kathleen M Sims

(30) **Foreign Application Priority Data**
Dec. 23, 2008 (EM) 1061931-0001

(74) *Attorney, Agent, or Firm*—Abelman, Frayne & Schwab

(51) **LOC (9) Cl.** **15-05**
(52) **U.S. Cl.** **D32/29.1**
(58) **Field of Classification Search** D32/30,
D32/35, 1, 25, 29, 29.1; 34/60; 68/17 A,
68/17 R, 235 R, 212
See application file for complete search history.

(57) **CLAIM**

The ornamental design for a dispenser for laundry use, as shown and described.

(56) **References Cited**

DESCRIPTION

FIG. 1 is a top, side perspective view of the dispenser for laundry use showing my new design;

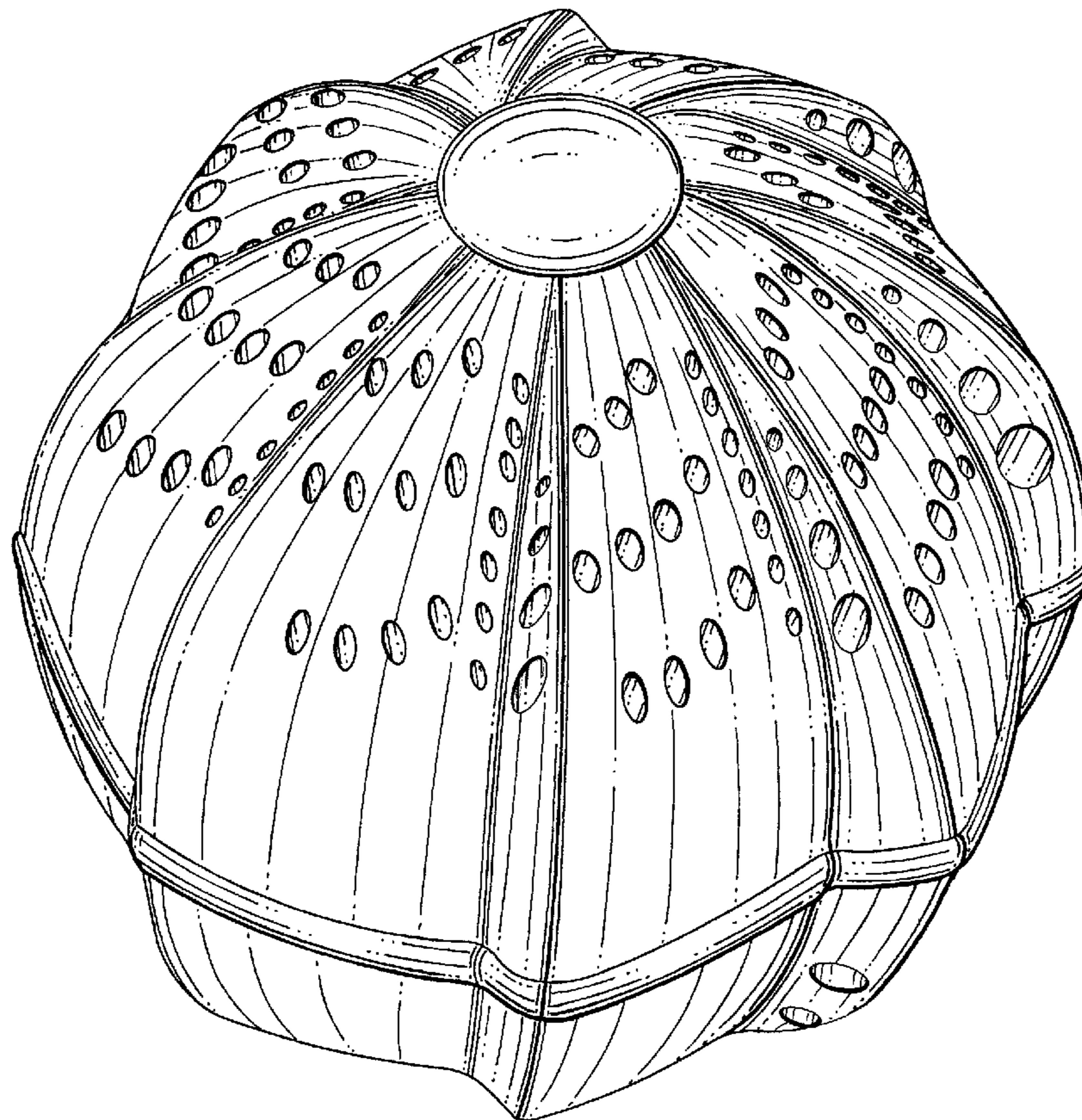
FIG. 2 is a side elevation view, the dispenser being symmetrical; and,

FIG. 3 is a top plan view, the bottom view being a mirror image thereof.

U.S. PATENT DOCUMENTS

4,532,711 A * 8/1985 Shirai 33/556
4,835,804 A * 6/1989 Arnau-Munoz et al. 8/158
D361,267 S * 8/1995 Harley et al. D32/29.1

1 Claim, 3 Drawing Sheets



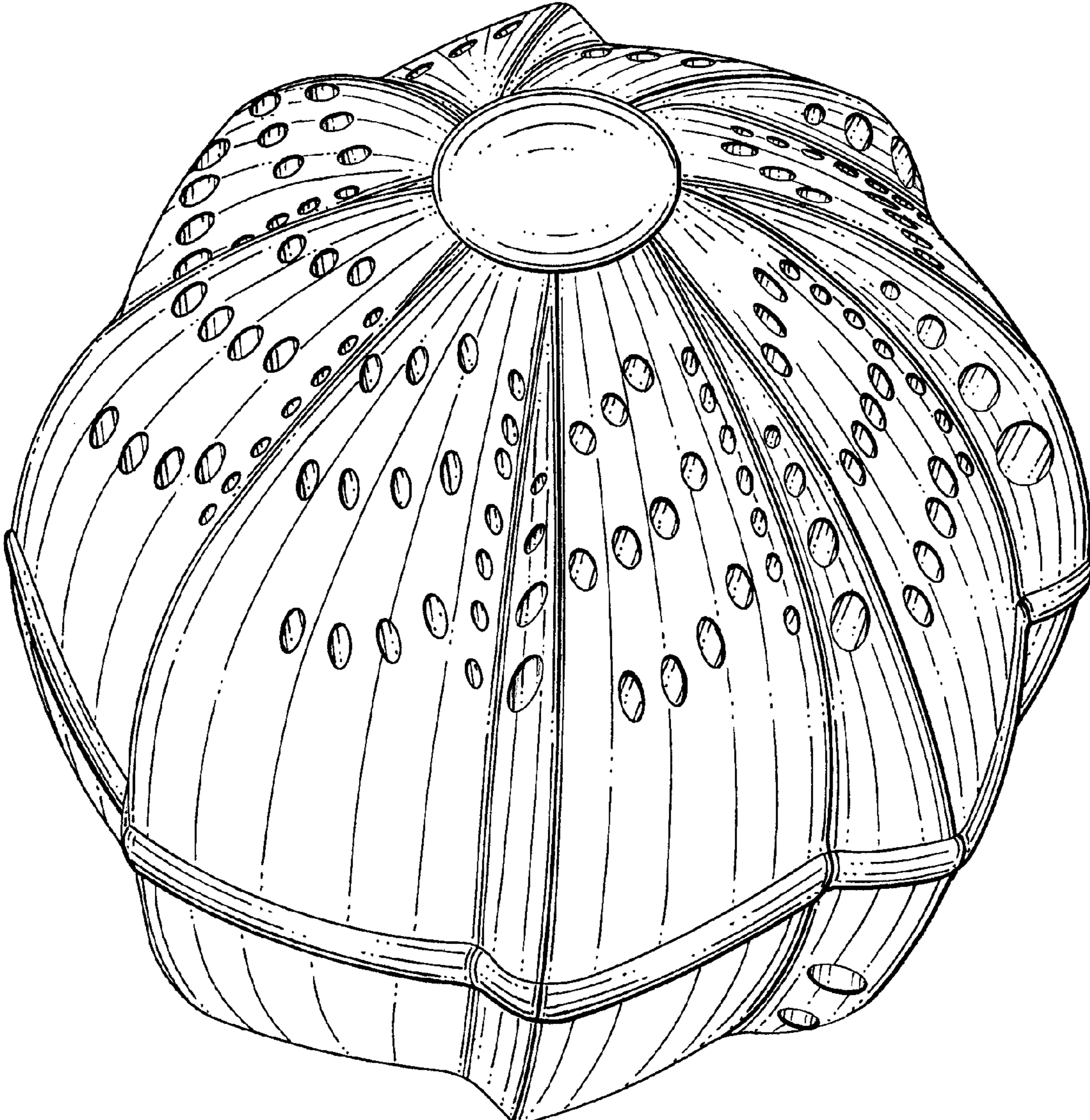


FIG. 1

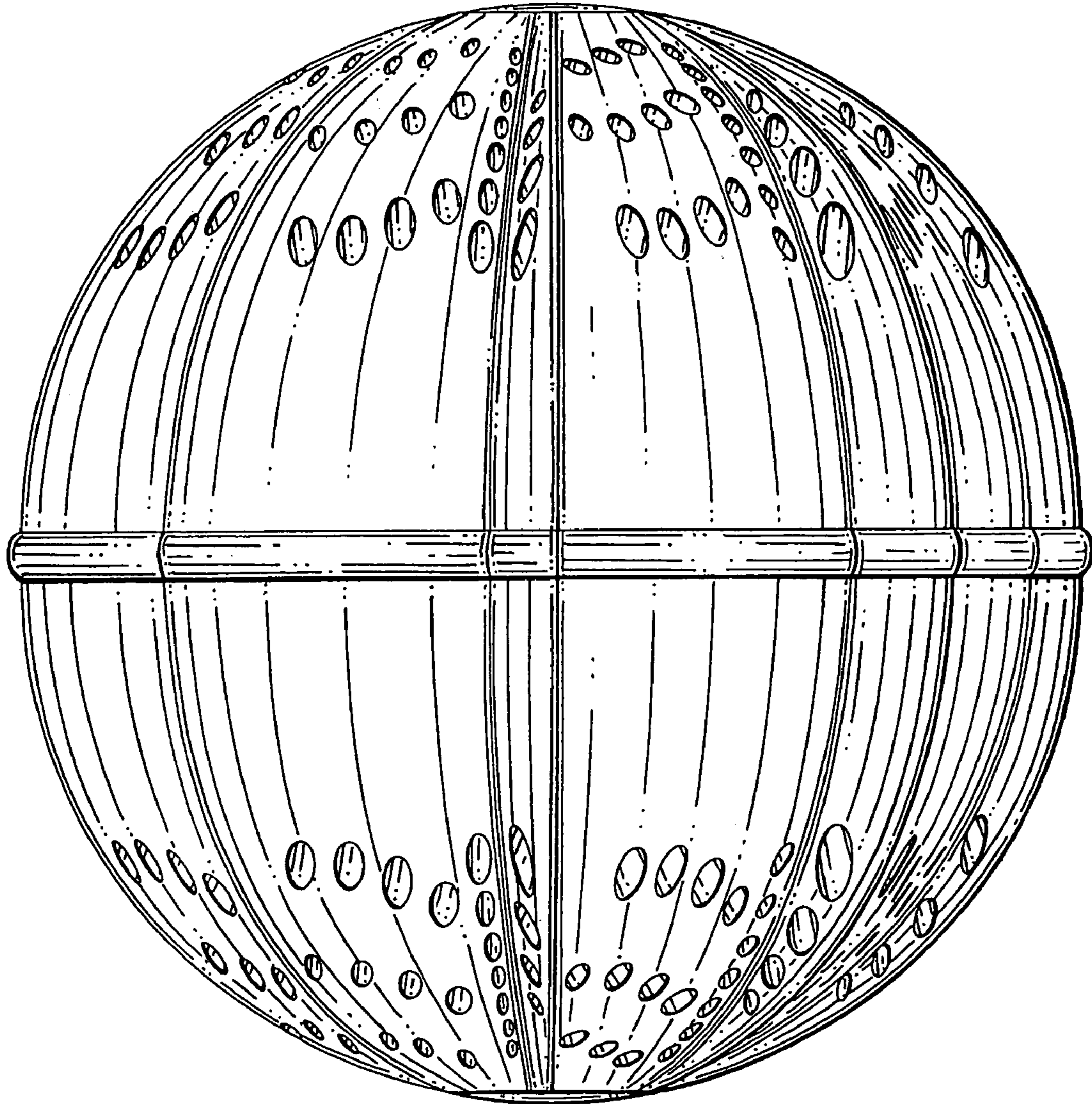


FIG. 2

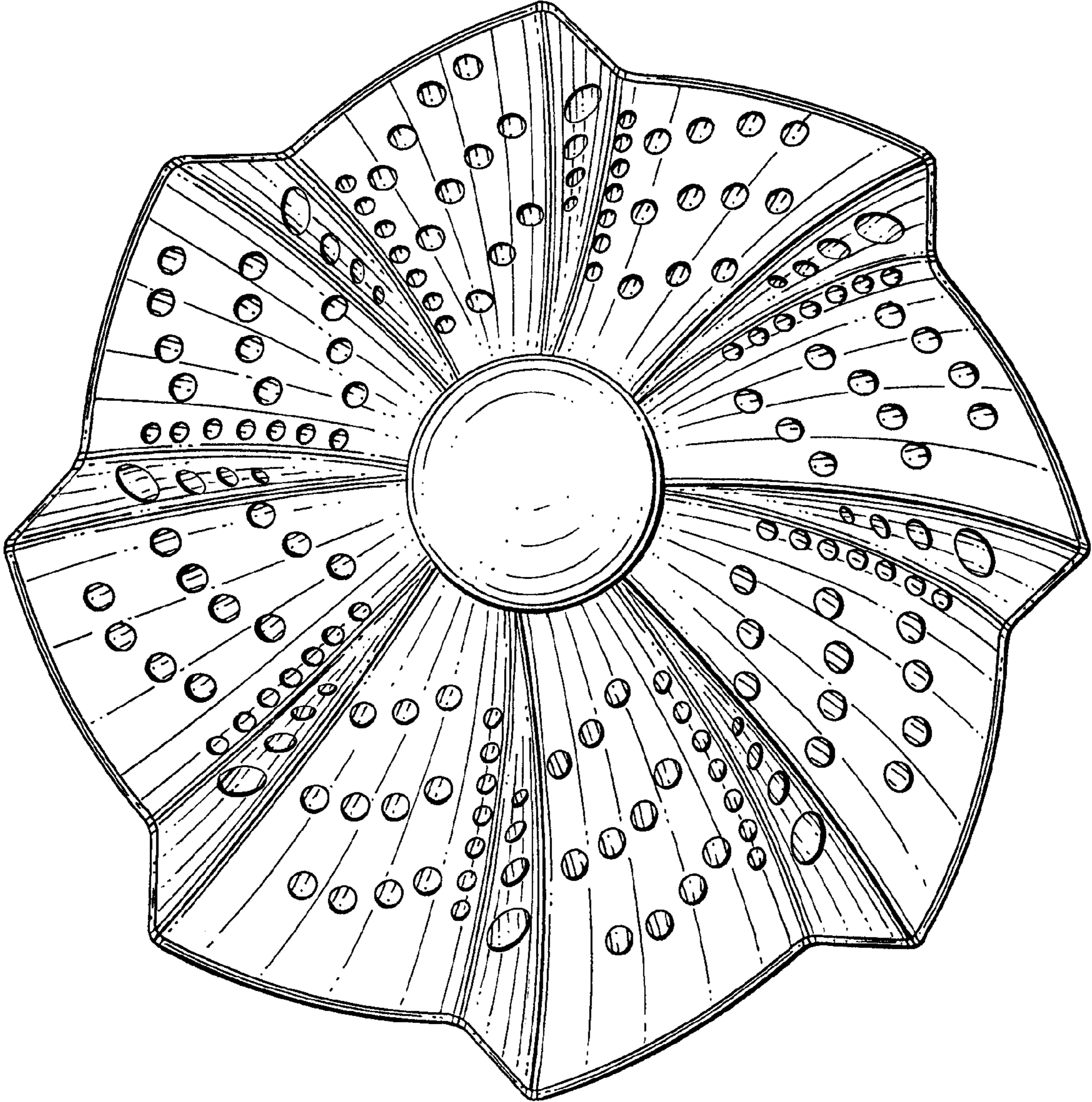


FIG. 3