



US00D630792S

(12) **United States Design Patent**
Schwinkowski

(10) **Patent No.:** **US D630,792 S**
(45) **Date of Patent:** **** Jan. 11, 2011**

(54) **DECORATIVE WALL LAMP MODULE**

(76) **Inventor:** **Petra Schwinkowski**, 67-55 Exeter Street, Forest Hills, NY (US) 11375

(**) **Term:** **14 Years**

(21) **Appl. No.:** **29/314,333**

(22) **Filed:** **Mar. 23, 2009**

(51) **LOC (9) Cl.** **26-03**

(52) **U.S. Cl.** **D26/85**

(58) **Field of Classification Search** D26/80,
D26/85, 86, 87, 92, 128; D20/10, 11, 40;
362/147, 404-408, 431, 432

See application file for complete search history.

(56) **References Cited**

U.S. PATENT DOCUMENTS

D117,149	S	*	10/1939	Robin	D20/10
D162,345	S	*	3/1951	Roney	D23/366
3,178,569	A	*	4/1965	Martin	362/296.05
3,745,327	A	*	7/1973	Lowery et al.	362/227
D237,001	S	*	9/1975	Von Serda	D26/137
D286,206	S	*	10/1986	Joosten et al.	D26/85
D315,421	S	*	3/1991	Goldschmidt	D26/85
5,276,598	A	*	1/1994	Hedenstrom et al.	362/238
5,584,566	A	*	12/1996	Bowman et al.	362/220
D388,834	S	*	1/1998	Sandy	D20/40
D413,000	S	*	8/1999	Littman	D26/85
D443,380	S	*	6/2001	Williams	D26/87
D443,381	S	*	6/2001	Williams	D26/87
D452,031	S	*	12/2001	Brunner et al.	D26/87

D486,600	S	*	2/2004	Coe	D26/85
D508,535	S	*	8/2005	Kosek	D20/10
D564,125	S	*	3/2008	Chandler	D26/85
D564,693	S	*	3/2008	Ziliani	D26/85
D564,695	S	*	3/2008	Krause	D26/86
D579,599	S	*	10/2008	Salatto-Rose	D26/85
D617,842	S	*	6/2010	Golke	D20/10

* cited by examiner

Primary Examiner—Clare E Heflin

(57) **CLAIM**

The ornamental design for a decorative wall lamp module, as shown and described.

DESCRIPTION

FIG. 1 is a top plan view of the decorative wall lamp module showing my new design

FIG. 2 is a front elevational view thereof, with the back surface being flat and unornamented and forming no part of the claim design.

FIG. 3 is a left side elevational view thereof;


FIG. 4 is a right side elevational view thereof; and,

FIG. 5 is a perspective view thereof.

The “Metrocard” logo, colors etc. is a trade mark of the NYC metropolitan transit authority.

The broken lines shown on the drawings depict environment only and form no part of the claimed design.

1 Claim, 3 Drawing Sheets



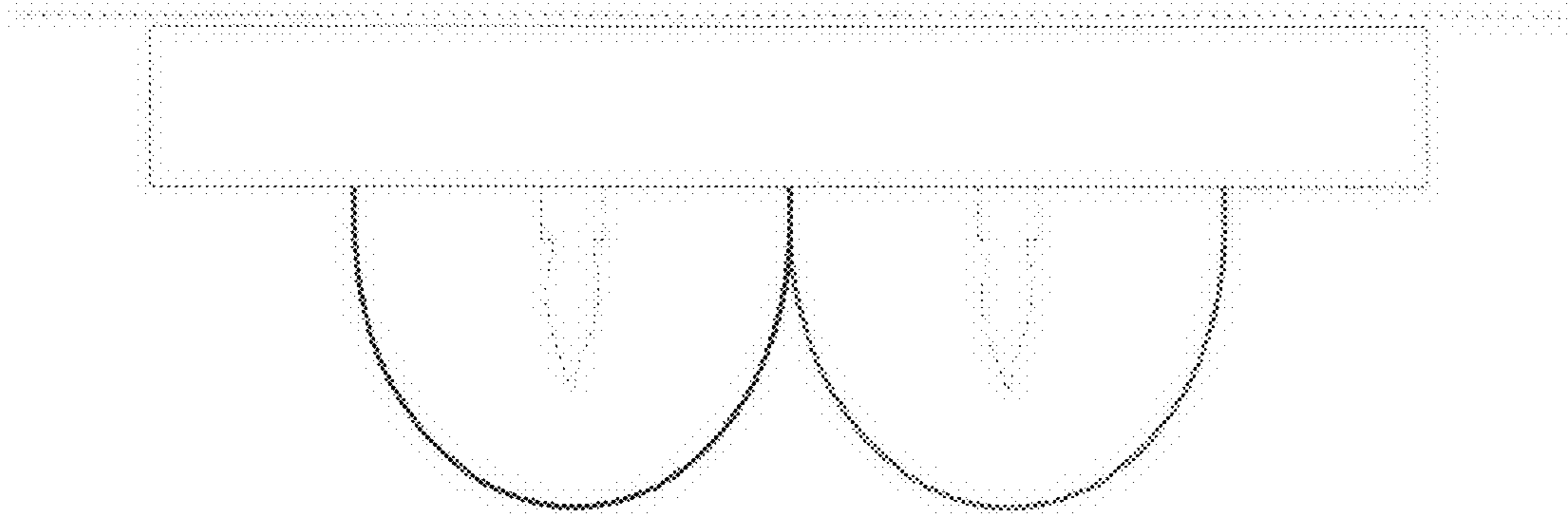


FIG. 1




FIG. 2




FIG. 3

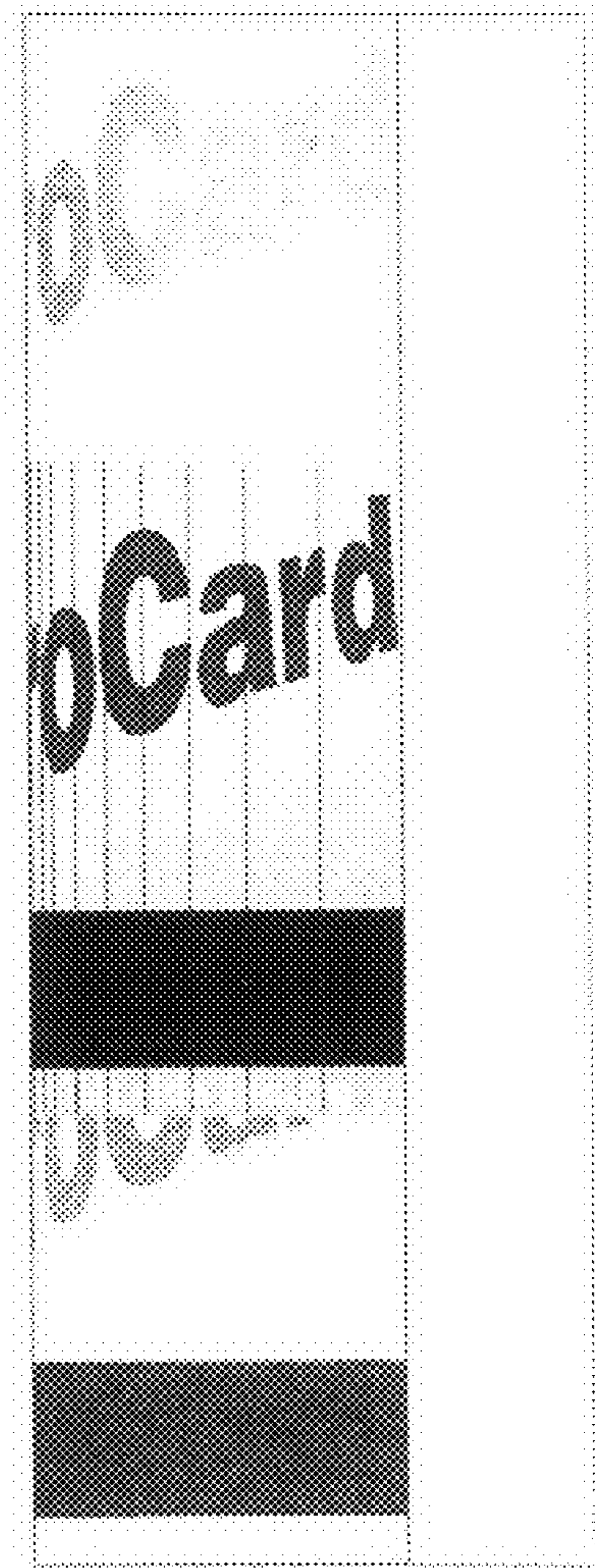


FIG. 4

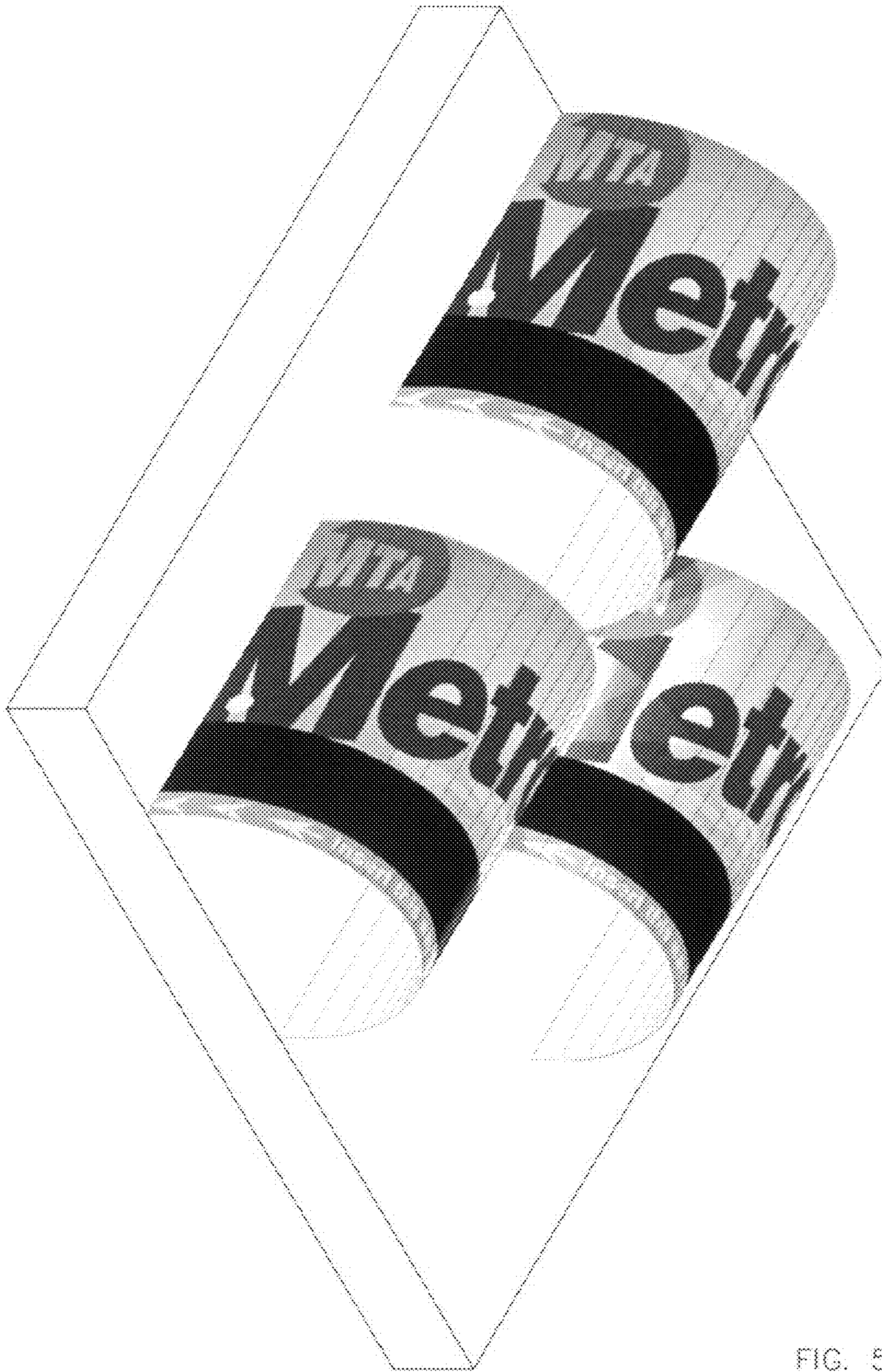


FIG. 5