



US00D630761S

(12) **United States Design Patent**
Marshall

(10) **Patent No.:** **US D630,761 S**
(45) **Date of Patent:** **** Jan. 11, 2011**

(54) **VIBRATOR**

(75) Inventor: **Ian Peter Marshall**, Kettering (GB)

(73) Assignee: **Rocks Off Limited**, Kattering,
Northamptonshire (GB)

(**) Term: **14 Years**

(21) Appl. No.: **29/365,390**

(22) Filed: **Jul. 8, 2010**

(51) **LOC (9) Cl.** **28-03**

(52) **U.S. Cl.** **D24/215**

(58) **Field of Classification Search** D24/200,
D24/211, 214, 215; 600/38, 39; 601/45,
601/46, 68, 69, 70, 72, 80, 84, 85, 87, 89,
601/94, 122, 125, 137, DIG. 12, DIG. 16

See application file for complete search history.

(56) **References Cited**

U.S. PATENT DOCUMENTS

949,028	A *	2/1910	Ross	102/510
D45,962	S *	6/1914	Rhodes	D24/135
D125,046	S *	2/1941	Ballentine	D24/115
2,683,416	A *	7/1954	Keller et al.	102/513
3,375,381	A *	3/1968	Tavel	310/81
D210,922	S *	4/1968	Tavel	D24/214
D234,724	S *	4/1975	Tavel	D24/214
3,878,838	A *	4/1975	Lunn	601/71
D263,077	S *	2/1982	Stanton	D24/212
D273,132	S *	3/1984	Moloff	D24/214
D320,087	S *	9/1991	Sholzberg et al.	D24/215
5,377,692	A *	1/1995	Pfeil	128/844
D357,323	S *	4/1995	Leonard et al.	D24/215
D371,442	S *	7/1996	Semyonova	D24/214
D376,650	S *	12/1996	Kain	D24/215
D384,158	S *	9/1997	Kain	D24/215
D390,966	S *	2/1998	Huang	D24/211
5,782,779	A *	7/1998	Kilgore	601/70
D426,311	S *	6/2000	Horowitz et al.	D24/215
6,110,102	A *	8/2000	Harrison	600/38
6,183,428	B1 *	2/2001	Kilgore	601/70
D444,171	S *	6/2001	McCullough	D19/42
D447,209	S *	8/2001	Benini	D22/116

D450,614	S *	11/2001	Wilkinson	D11/3
D454,959	S *	3/2002	Harris et al.	D24/215
6,394,939	B1 *	5/2002	Stein	482/148
D463,751	S *	10/2002	Wilkinson	D11/3
D466,612	S *	12/2002	Harris et al.	D24/215
D485,910	S *	1/2004	Chan	D24/215
6,741,895	B1 *	5/2004	Gafni et al.	607/138
6,749,557	B2 *	6/2004	Garland	600/38
D495,424	S *	8/2004	Nan	D24/215
D499,811	S *	12/2004	Nan	D24/215
D509,301	S *	9/2005	Talbot et al.	D24/215
D514,226	S *	1/2006	Nan	D24/215
D527,109	S *	8/2006	Nan	D24/215
D533,044	S *	12/2006	Buening	D8/103

(Continued)

Primary Examiner—Sandra Snapp

(74) *Attorney, Agent, or Firm*—Heslin Rothenberg Farley & Mesiti P.C.

(57) **CLAIM**

The ornamental design for a vibrator, as shown and described.

DESCRIPTION

This application is related to commonly owned, concurrently filed U.S. applications Ser. No. 29/365,391, U.S. application Ser. No. 29/365,392, and U.S. application Ser. No. 29/365,394, of which the entire disclosure of each of the applications is herein incorporated by reference.

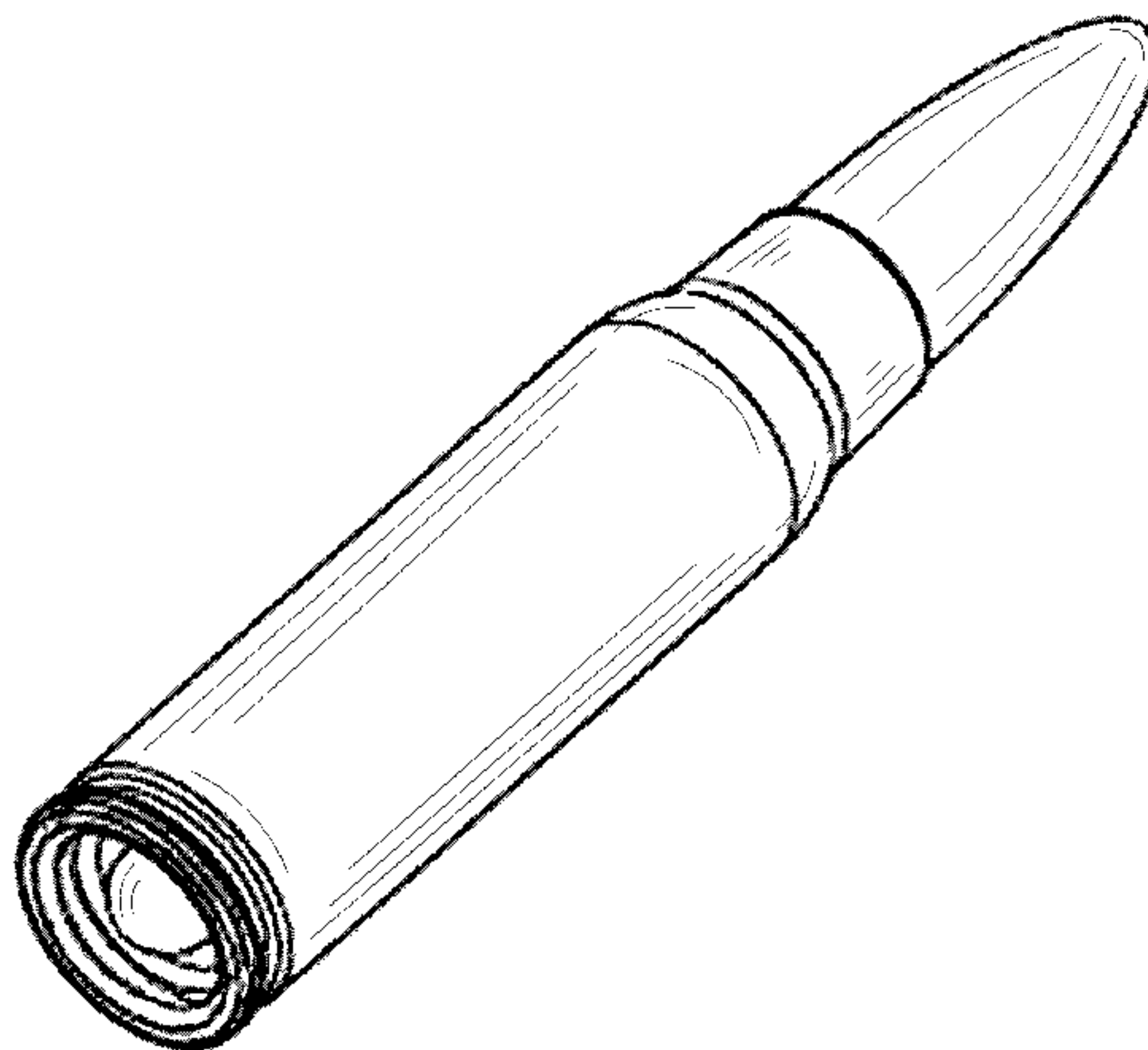
FIG. 1 is a perspective view of the vibrator of the present invention;

FIG. 2 is a front elevation view thereof, the left side, right side and rear elevation views being identical thereto;

FIG. 3 is a top plan view thereof; and,

FIG. 4 is a bottom plan view thereof.

1 Claim, 4 Drawing Sheets



US D630,761 S

Page 2

U.S. PATENT DOCUMENTS

D536,458 S *	2/2007	Nan	D24/215	D556,335 S *	11/2007	Hagege	D24/215
D539,432 S *	3/2007	Nan	D24/215	D565,191 S *	3/2008	Nan	D24/215
D539,433 S *	3/2007	Lui	D24/215	D585,560 S *	1/2009	Wu	D24/215
D540,952 S *	4/2007	Colvin	D24/215	D599,486 S *	9/2009	Stewart	D24/214
D546,657 S *	7/2007	Buening	D8/103	D600,357 S *	9/2009	Chaput	D24/215
D546,964 S *	7/2007	Wu	D24/215	7,628,744 B2 *	12/2009	Hoffman et al.	482/148
D548,853 S *	8/2007	Wu	D24/215	7,662,088 B2 *	2/2010	McCaffrey	600/38

* cited by examiner

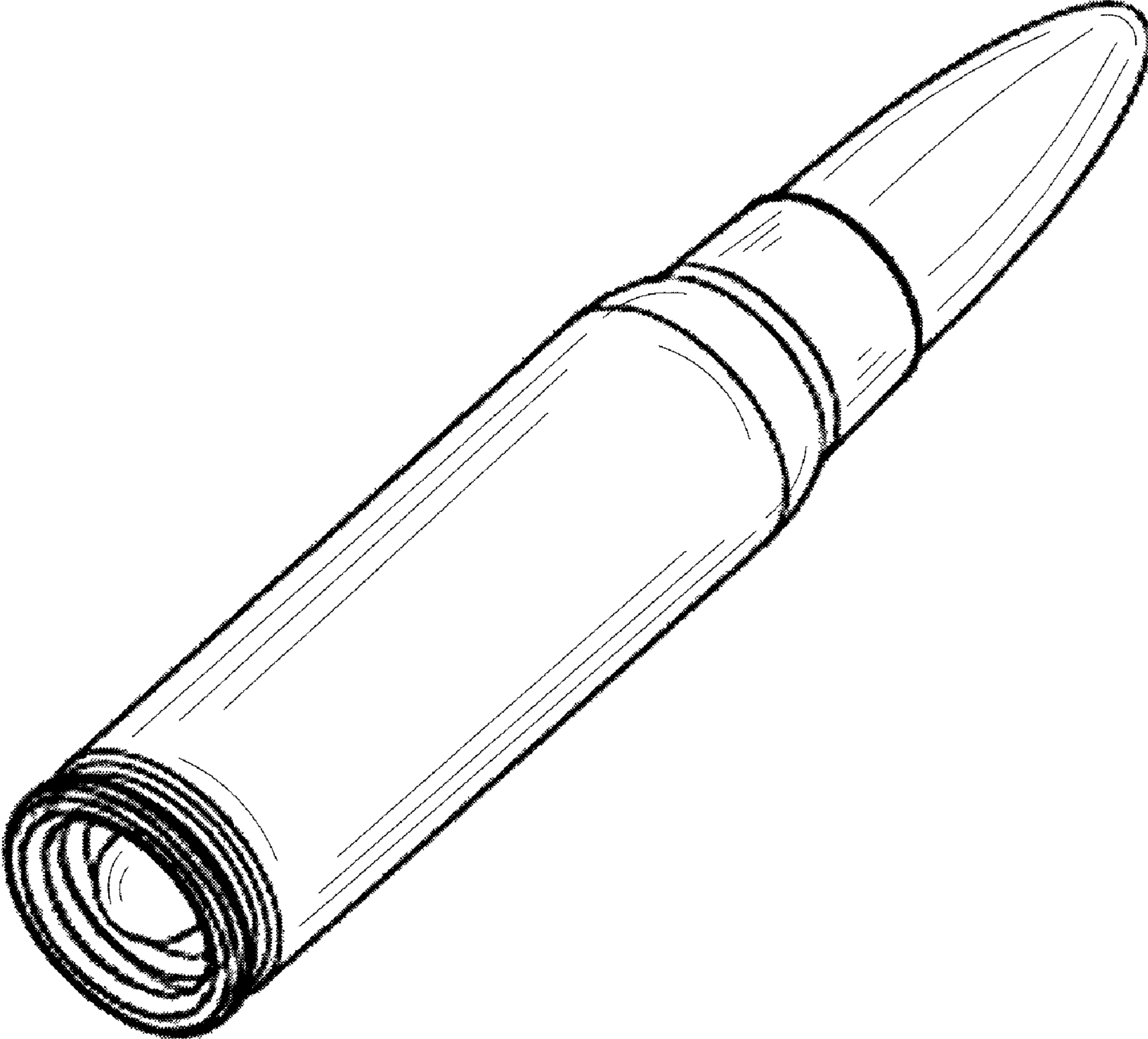


FIG. 1

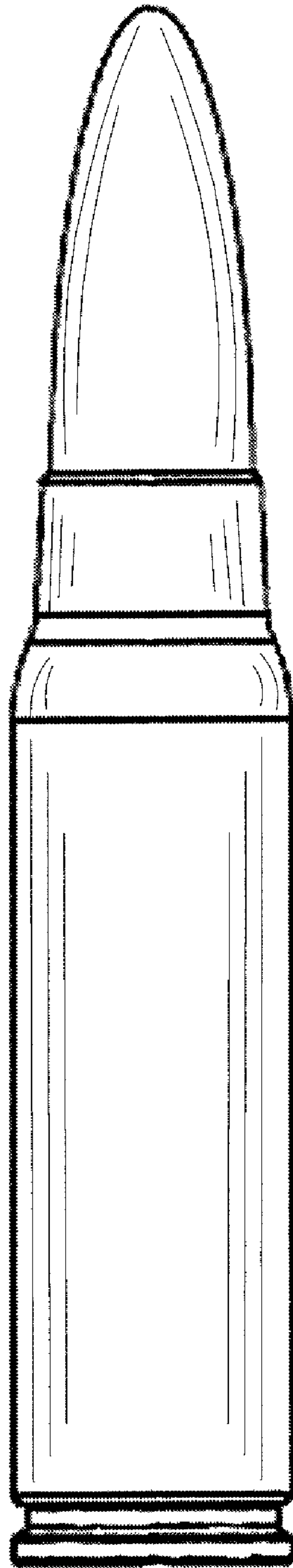


FIG. 2

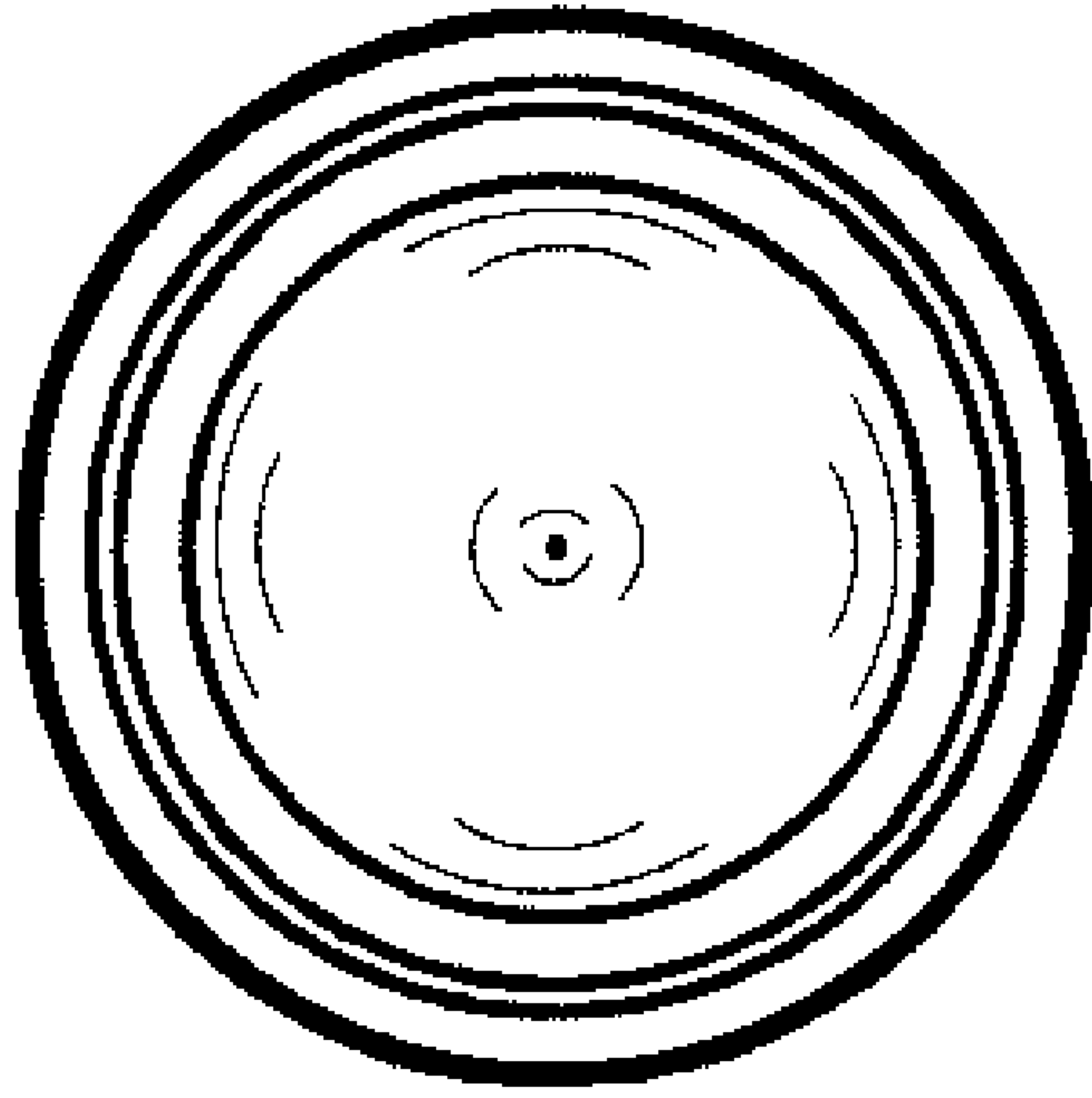


FIG. 3

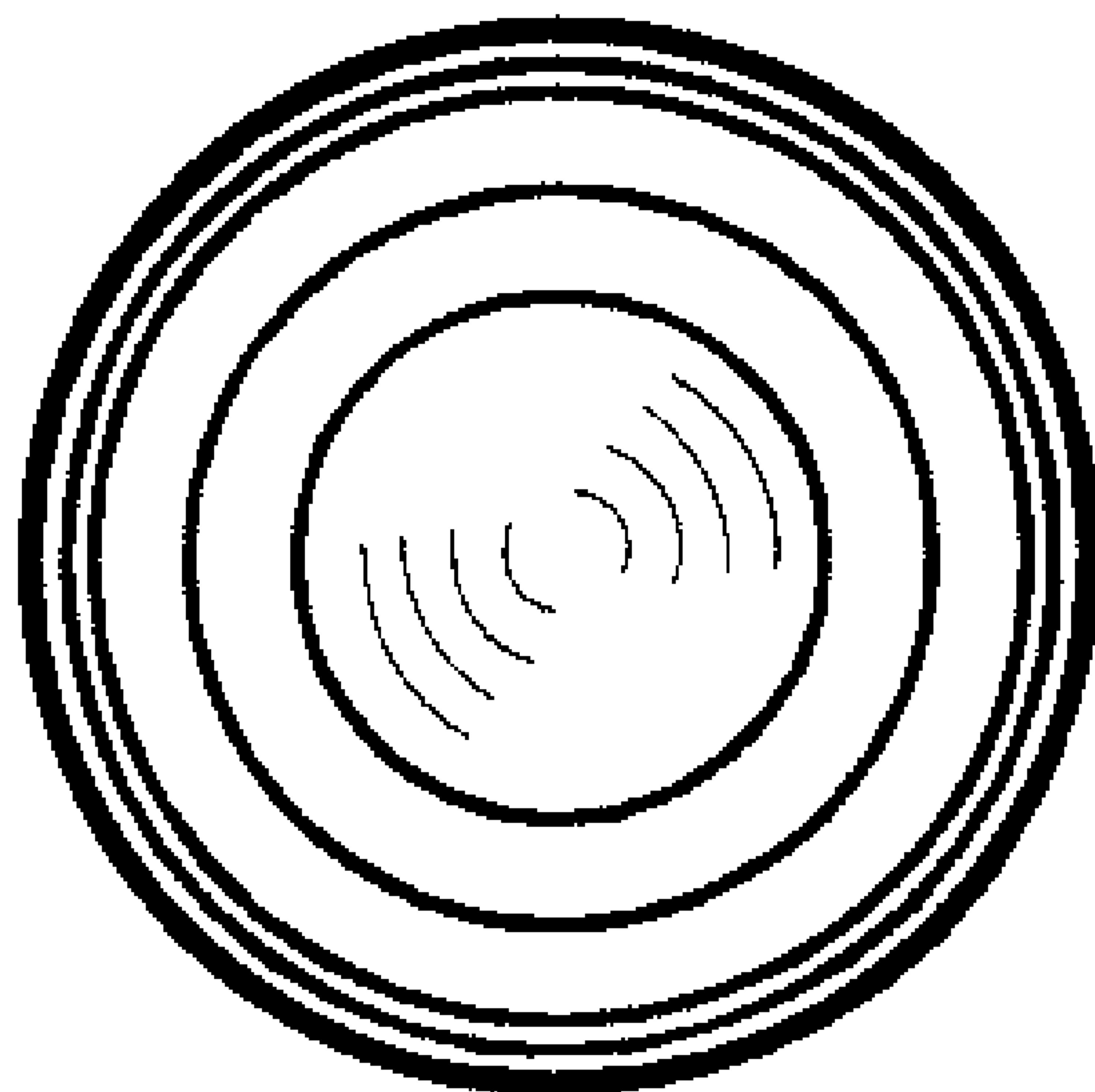


FIG. 4