



US00D630760S

(12) **United States Design Patent**
Imboden

(10) **Patent No.:** **US D630,760 S**
(45) **Date of Patent:** **** Jan. 11, 2011**

(54) **MESSAGE DEVICE**

(75) **Inventor:** **Ethan Frederic Imboden**, San Francisco, CA (US)

(73) **Assignee:** **Jimmyjane, Inc.**, San Francisco, CA (US)

(**) **Term:** **14 Years**

(21) **Appl. No.:** **29/296,379**

(22) **Filed:** **Oct. 18, 2007**

(51) **LOC (9) Cl.** **28-03**

(52) **U.S. Cl.** **D24/211**

(58) **Field of Classification Search** D24/200, D24/211, 214, 215; 601/118, 124, 131, 134-138
See application file for complete search history.

(56) **References Cited**

U.S. PATENT DOCUMENTS

3,705,579	A	*	12/1972	Morini et al.	601/121
D269,376	S	*	6/1983	Nakao et al.	D24/211
D339,839	S	*	9/1993	Day	D21/678
D381,083	S	*	7/1997	Ratajac	D24/211
D405,886	S	*	2/1999	Haynes	D24/211

D512,798	S	*	12/2005	Neumann et al.	D9/434
6,974,427	B1	*	12/2005	Lapham	601/120
D521,648	S	*	5/2006	Wang	D24/214
7,189,210	B1	*	3/2007	Hillman	601/27
D558,886	S	*	1/2008	Chen	D24/214

* cited by examiner

Primary Examiner—Cathron C Brooks

Assistant Examiner—Melanie Levy

(74) *Attorney, Agent, or Firm*—Winston & Strawn LLP

(57) **CLAIM**

The ornamental design for a massage device, as shown and described.

DESCRIPTION

FIG. 1 is a front perspective view of a second embodiment of a massage device according to my new design;

FIG. 2 is a top view of the massage device of FIG. 1;

FIG. 3 is a front view of the massage device of FIG. 1, to which rear, left and right side views are substantially identical; and,

FIG. 4 is a bottom view of the massage device of FIG. 1.

1 Claim, 2 Drawing Sheets

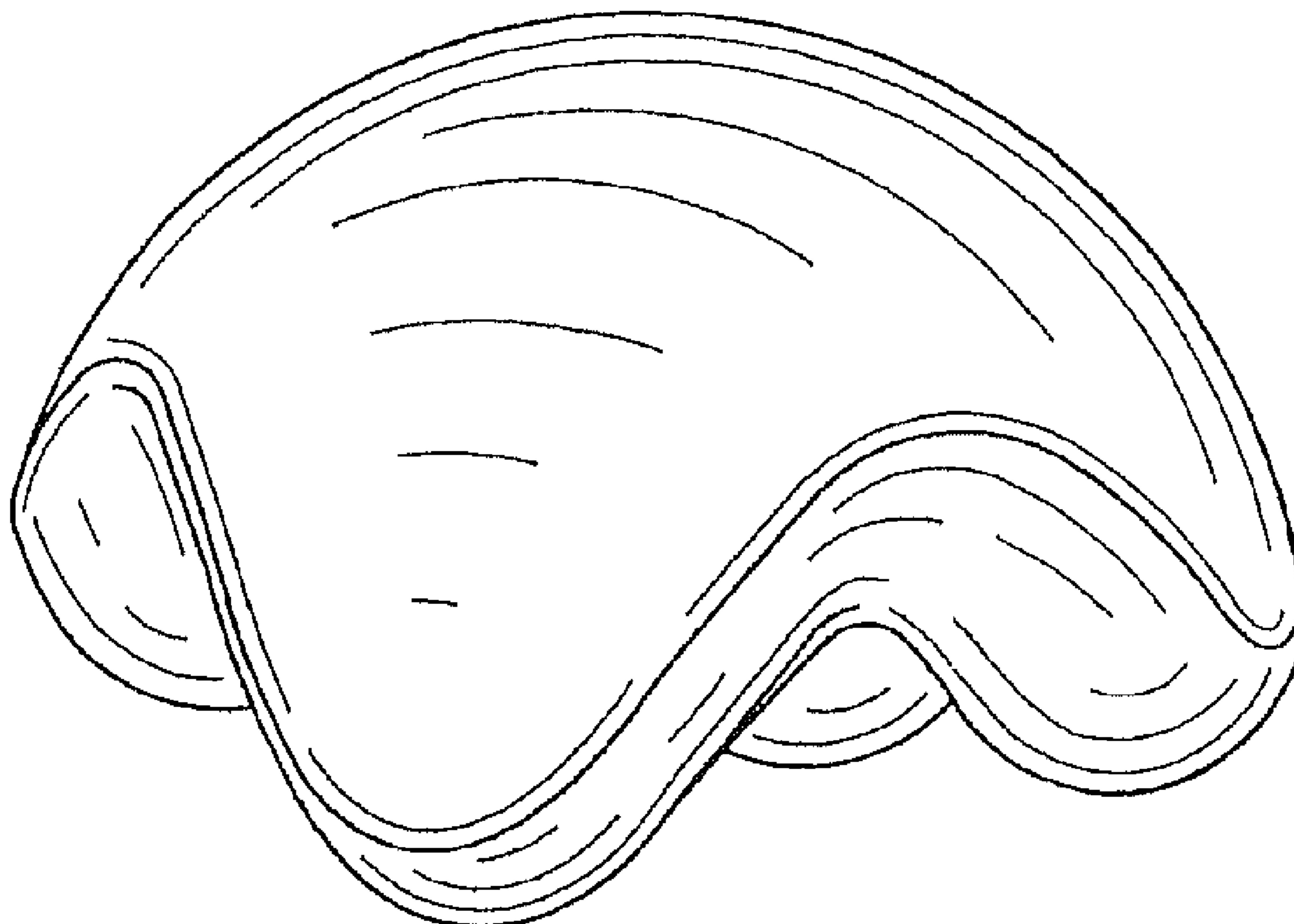


FIG. 1

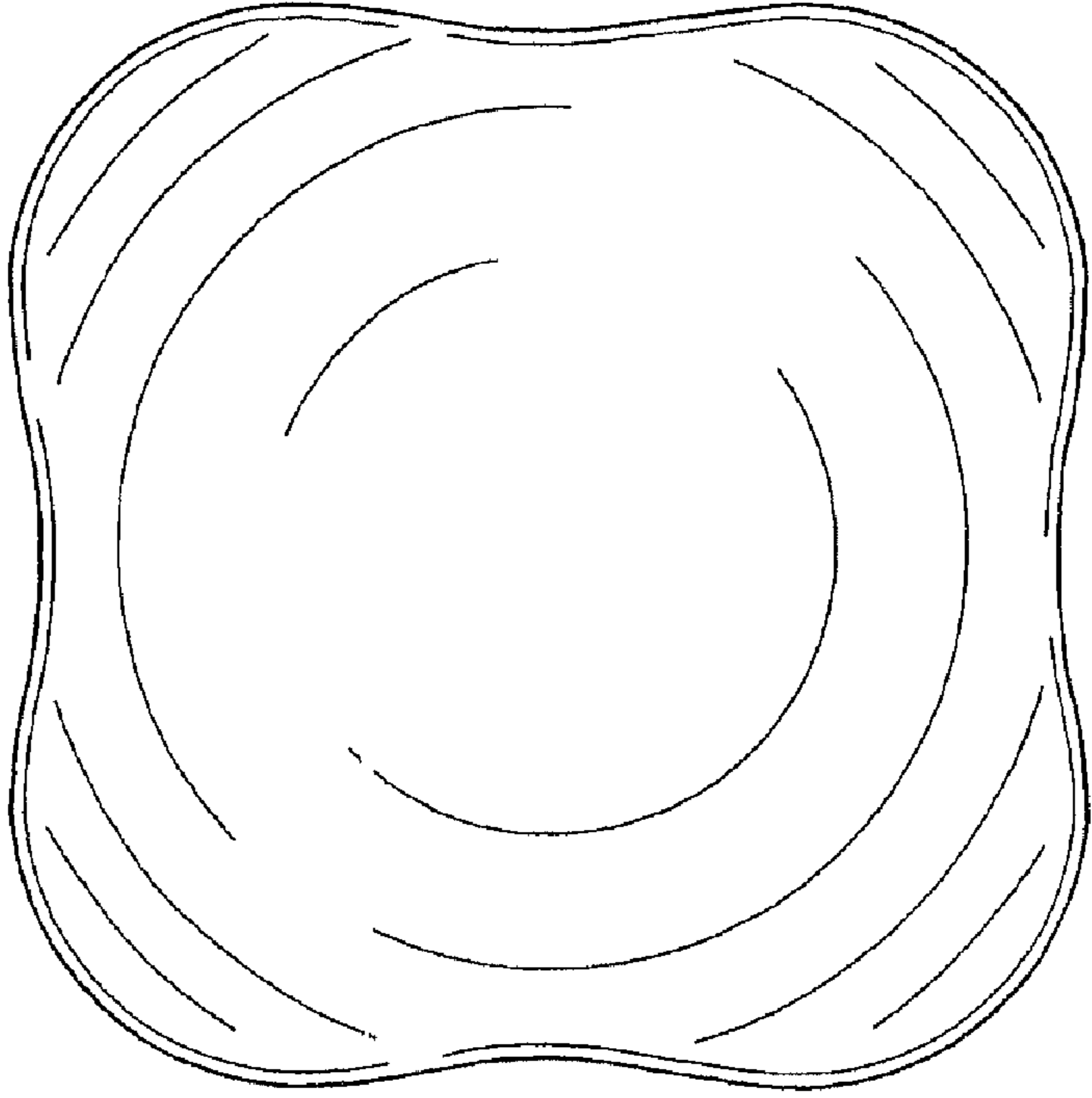
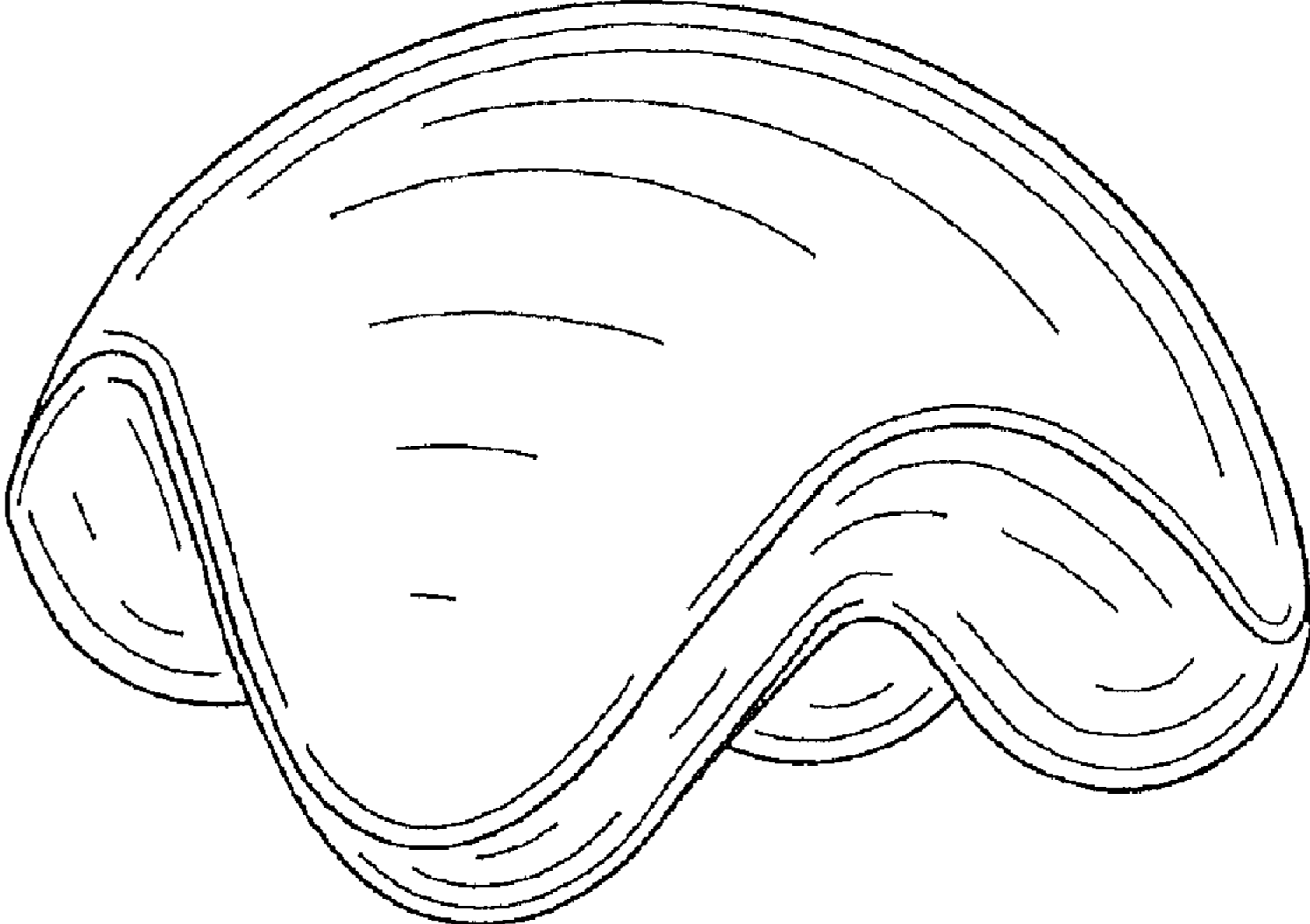


FIG. 2

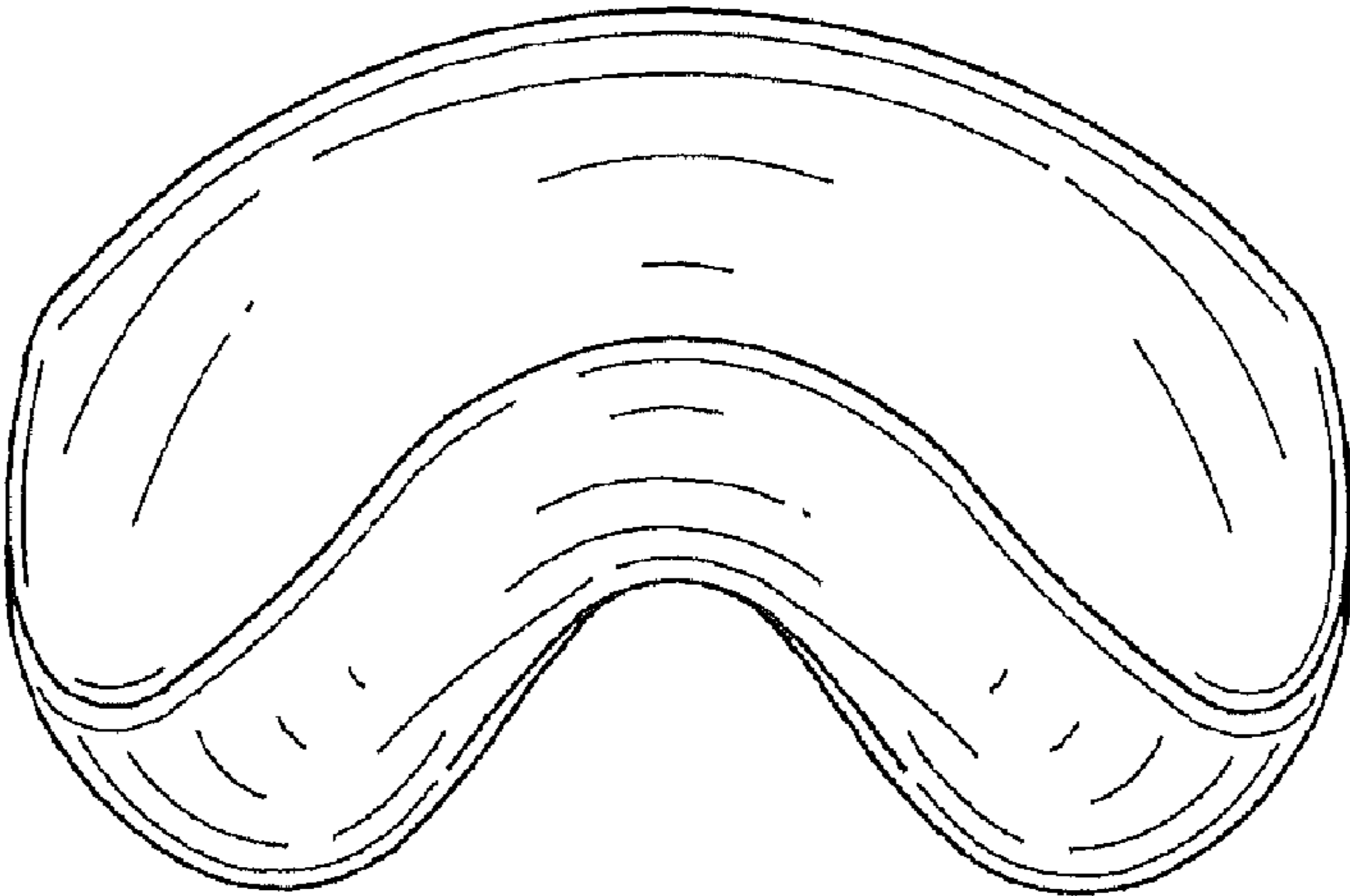


FIG. 3




FIG. 4