



US00D630727S

(12) **United States Design Patent**  
**Petrovic et al.**

(10) **Patent No.:** **US D630,727 S**  
(45) **Date of Patent:** **\*\* Jan. 11, 2011**

(54) **PUMP FOR ARTHROSCOPIC FLUID  
MANAGEMENT**

(75) Inventors: **Klaudia Petrovic**, Maennedorf (CH);  
**Martin Wittwer**, Schaffhausen (CH)

(73) Assignee: **Karl Storz GmbH & Co. KG** (DE)

(\*\*) Term: **14 Years**

(21) Appl. No.: **29/344,103**

(22) Filed: **Sep. 23, 2009**

(30) **Foreign Application Priority Data**

Mar. 23, 2009 (EM) ..... 001110407-0024

(51) **LOC (9) Cl.** ..... **24-02**

(52) **U.S. Cl.** ..... **D24/111**

(58) **Field of Classification Search** ..... D24/108-110.5,  
D24/111, 121, 122, 123, 216, 232, 185, 186;  
604/317-326, 65-67, 118

See application file for complete search history.

(56) **References Cited**

**U.S. PATENT DOCUMENTS**

- 4,138,999 A \* 2/1979 Eckhart et al. .... 600/449
- D262,571 S \* 1/1982 Francis ..... D24/186
- D264,128 S \* 4/1982 Barnes et al. .... D24/186
- 4,714,464 A \* 12/1987 Newton ..... 604/118
- D299,746 S \* 2/1989 Guldalian, Jr. .... D24/186
- D300,359 S \* 3/1989 Lee et al. .... D24/186
- D330,768 S \* 11/1992 Yoshikawa et al. .... D24/165

- 5,460,490 A \* 10/1995 Carr et al. .... 417/44.2
- D481,123 S \* 10/2003 Hayamizu ..... D24/138
- 6,942,637 B2 \* 9/2005 Cartledge et al. .... 604/67
- D534,654 S \* 1/2007 Hayamizu ..... D24/138
- D537,163 S \* 2/2007 Nakamura ..... D24/138
- D548,841 S \* 8/2007 Brownell et al. .... D24/186

**OTHER PUBLICATIONS**

Storz Advertising Literature—Arthroscopy, Sports Medicine Spine Surgery; 3rd Edition; Jan. 2008; 2 pages (p. U 4).

\* cited by examiner

*Primary Examiner*—Charles A Rademaker

*Assistant Examiner*—Charles D Hanson

(74) *Attorney, Agent, or Firm*—St. Onge Steward Johnston & Reens LLC

(57) **CLAIM**

The ornamental design for a pump for arthroscopic fluid management, as shown and described.

**DESCRIPTION**

FIG. 1 is a top and front perspective view of a pump for arthroscopic fluid management in accordance with the new design;

FIG. 2 is a front perspective view thereof;

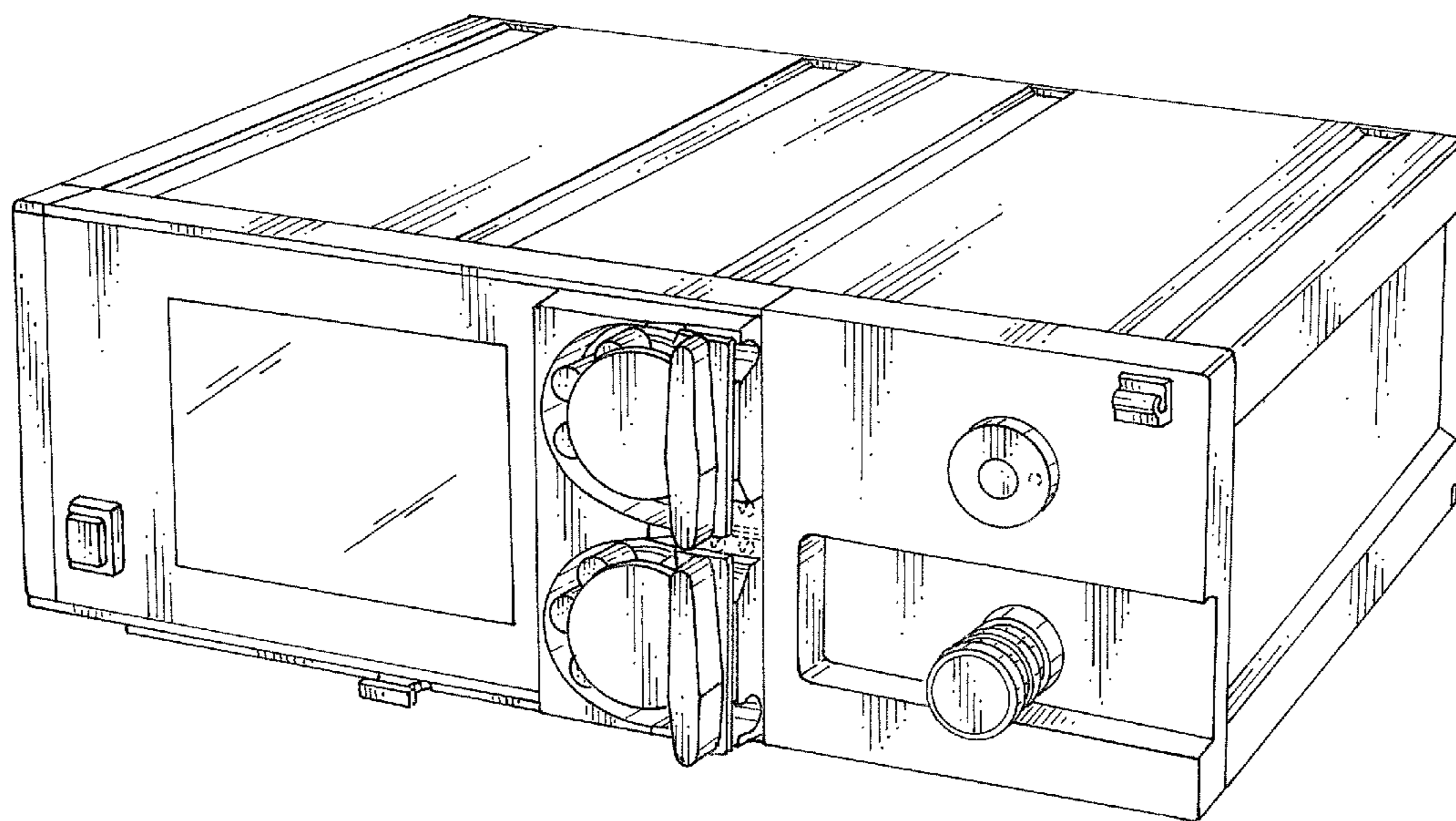
FIG. 3 is a right side perspective view thereof;

FIG. 4 is a left side perspective view thereof;

FIG. 5 is a rear perspective view thereof; and,

FIG. 6 is a top perspective view thereof.

**1 Claim, 6 Drawing Sheets**



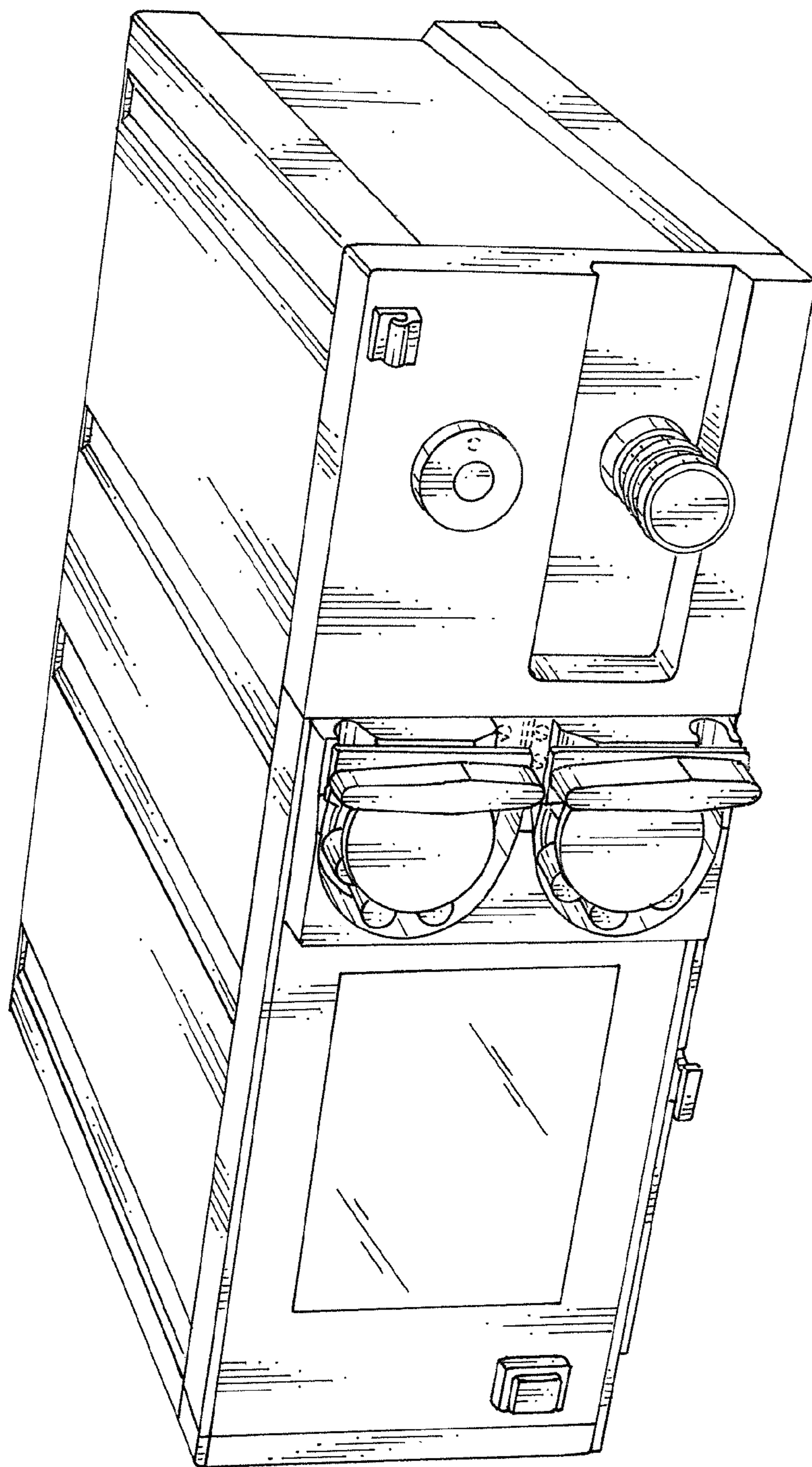


FIG. 1

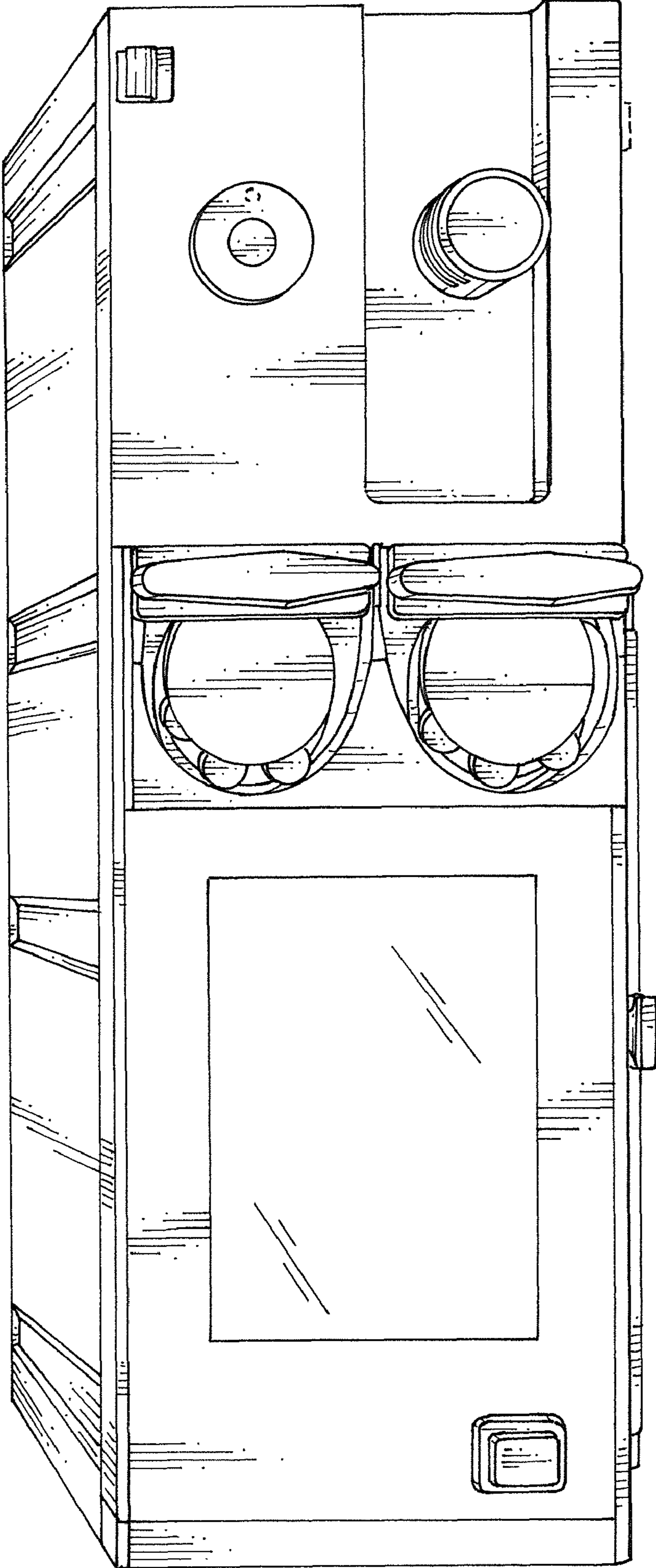


FIG. 2






FIG. 3



FIG. 4

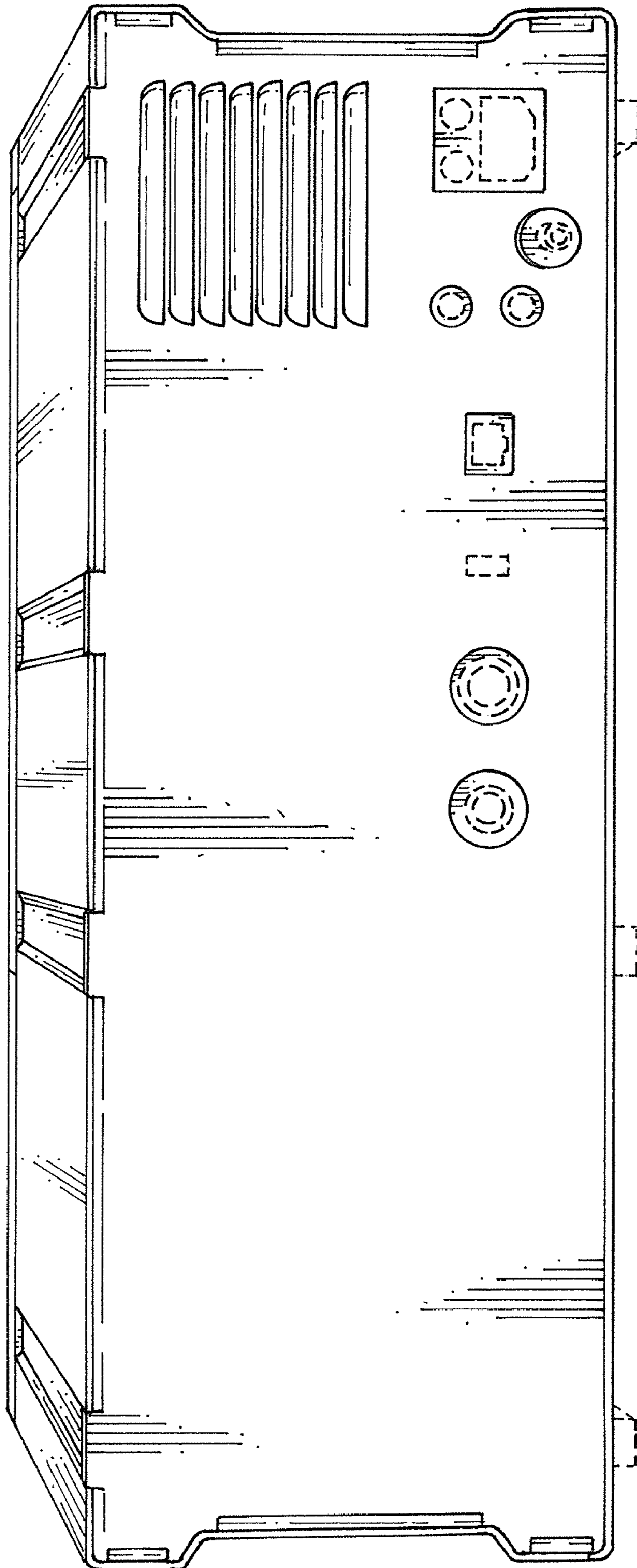


FIG. 5

FIG. 6

