



US00D630713S

(12) **United States Design Patent**  
**Romero**

(10) **Patent No.:** **US D630,713 S**

(45) **Date of Patent:** **\*\* Jan. 11, 2011**

(54) **FAUCET HANDLE**

(75) **Inventor:** **Emilie Williams Romero**, Chicago, IL (US)

(73) **Assignee:** **Masco Corporation of Indiana**, Indianapolis, IN (US)

(\*\*) **Term:** **14 Years**

(21) **Appl. No.:** **29/355,573**

(22) **Filed:** **Feb. 10, 2010**

(51) **LOC (9) Cl.** ..... **23-01**

(52) **U.S. Cl.** ..... **D23/253**

(58) **Field of Classification Search** ..... D23/250,  
D23/252, 254, 238-243, 253; 4/676-678;  
138/801

See application file for complete search history.

(56) **References Cited**

**U.S. PATENT DOCUMENTS**

D582,014 S \* 12/2008 Spangler ..... D23/250

\* cited by examiner

*Primary Examiner*—Robert A Delehanty

(74) *Attorney, Agent, or Firm*—Edgar A. Zarins; Nirav D. Parikh

(57) **CLAIM**

The ornamental design for a faucet handle, as shown and described.

**DESCRIPTION**

FIG. 1 is a perspective view of a faucet handle showing my new design;

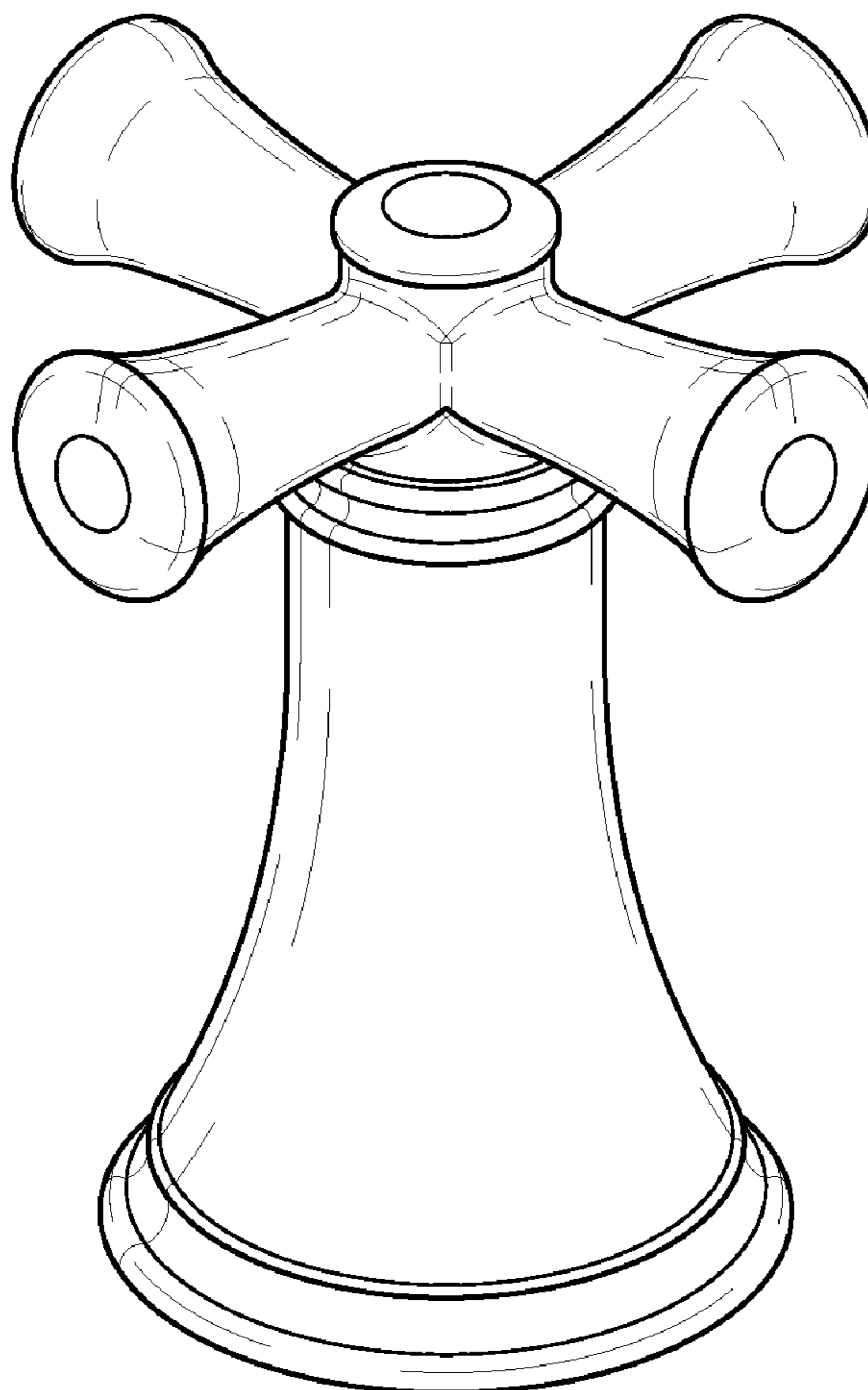
FIG. 2 is a first side view thereof, the opposite side being a mirror image of the side shown;

FIG. 3 is a second side view thereof, the opposite side being a mirror image of the side shown;

FIG. 4 is a top plan view thereof; and,

FIG. 5 is a bottom view thereof.

**1 Claim, 2 Drawing Sheets**



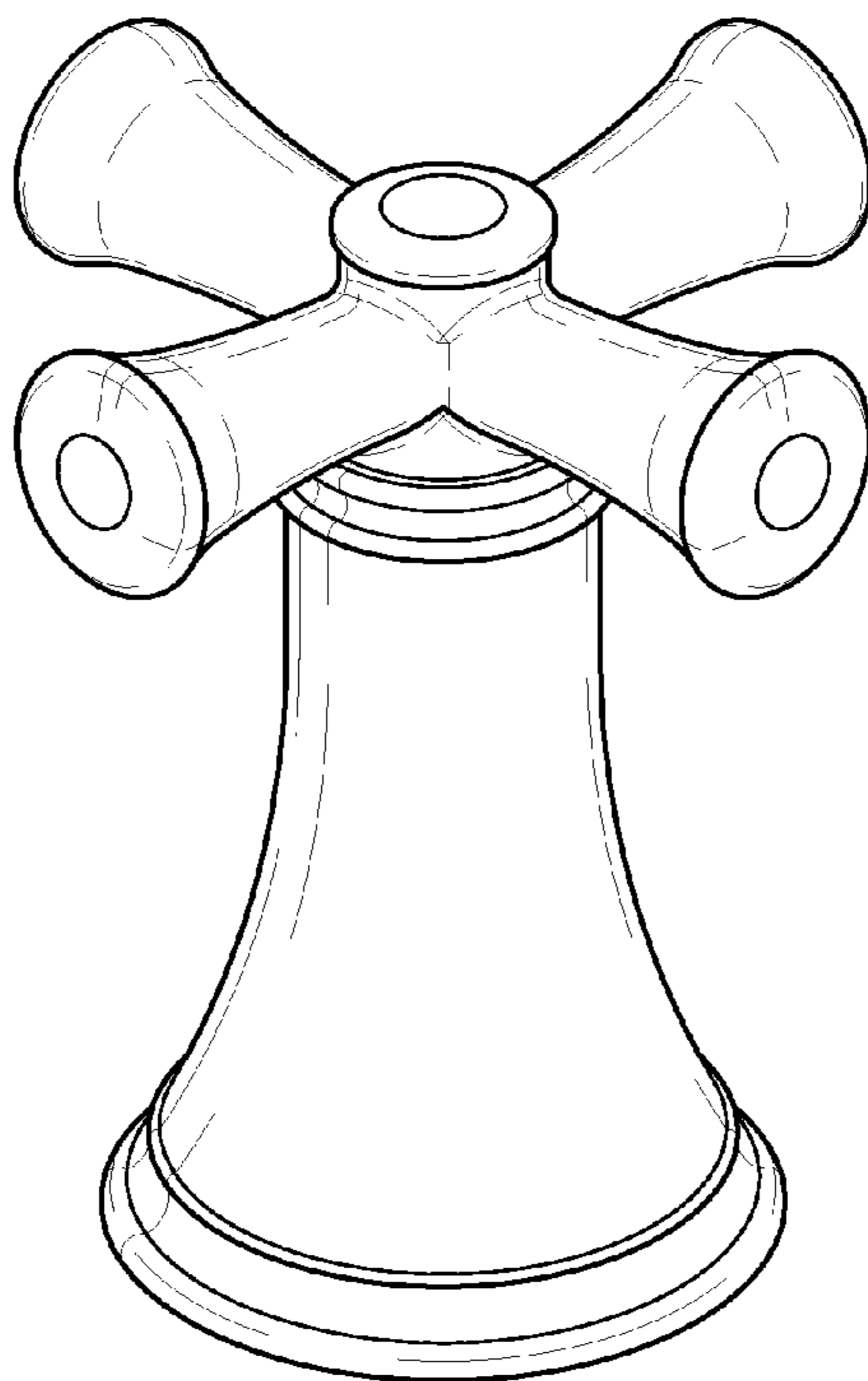


Fig-1




Fig-2




Fig-3




Fig-4




Fig-5