



US00D630694S

(12) **United States Design Patent**  
**Zeller et al.**

(10) **Patent No.:** **US D630,694 S**  
(45) **Date of Patent:** **\*\* Jan. 11, 2011**

(54) **GOLF CLUB GRIP**

(75) Inventors: **Joseph P. Zeller**, Franklin, TN (US);  
**John T. Hohman**, Brentwood, TN (US);  
**Luke W. Michas**, Hendersonville, TN (US)

(73) Assignee: **Softspikes, LLC**, Brentwood, TN (US)

(\*\*) Term: **14 Years**

(21) Appl. No.: **29/358,782**

(22) Filed: **Mar. 31, 2010**

(51) **LOC (9) Cl.** ..... **21-02**

(52) **U.S. Cl.** ..... **D21/756**

(58) **Field of Classification Search** ..... D21/756,  
D21/758; 473/300–303, 201  
See application file for complete search history.

(56) **References Cited**

U.S. PATENT DOCUMENTS

D223,459 S *	4/1972	Spencer	.....	D21/756
D232,566 S *	8/1974	Spenser	.....	D21/756
D235,898 S *	7/1975	Spencer	.....	D21/756
D235,899 S *	7/1975	Spencer	.....	D21/756
D235,900 S *	7/1975	Spencer	.....	D21/756
D243,355 S *	2/1977	Spencer	.....	D21/756
D244,100 S *	4/1977	Spencer	.....	D21/756
D245,797 S *	9/1977	Hollendorfer	.....	D21/756
D254,926 S *	5/1980	Solheim	.....	D21/756

D259,802 S *	7/1981	Williams	.....	D21/756
D295,207 S *	4/1988	Mahaffey	.....	D21/756
D463,521 S *	9/2002	Jones	.....	D21/756
D564,610 S *	3/2008	Chen	.....	D21/756
D584,781 S *	1/2009	Chen	.....	D21/756
D595,378 S *	6/2009	Devaney et al.	.....	D21/756
D599,871 S *	9/2009	Jertson et al.	.....	D21/756
D602,104 S *	10/2009	Black et al.	.....	D21/756
D605,717 S *	12/2009	Hachiro	.....	D21/756
D627,023 S *	11/2010	Hsu	.....	D21/756

\* cited by examiner

*Primary Examiner*—Mitchell I Siegel

(74) *Attorney, Agent, or Firm*—Edell, Shapiro & Finnan, LLC

(57) **CLAIM**

The ornamental design for a golf club grip, as shown and described.

**DESCRIPTION**

FIG. 1 is a front view in elevation showing our design;

FIG. 2 is a rear view in elevation thereof;

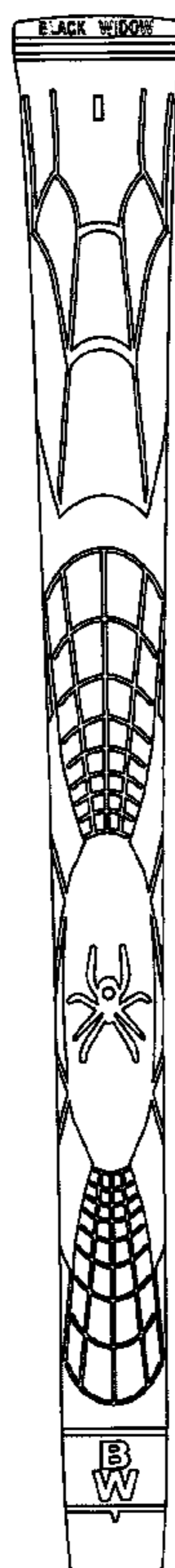
FIG. 3 is a left side view in elevation thereof;

FIG. 4 is a right side view in elevation thereof;

FIG. 5 is a top view in plan thereof; and,

FIG. 6 is a bottom view in plan thereof.

**1 Claim, 3 Drawing Sheets**



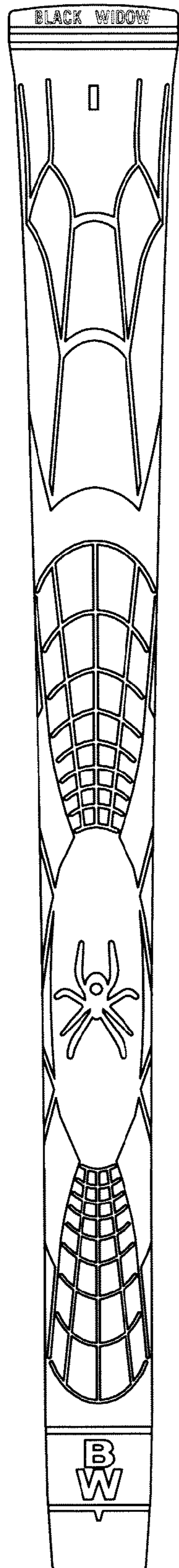


FIG.1

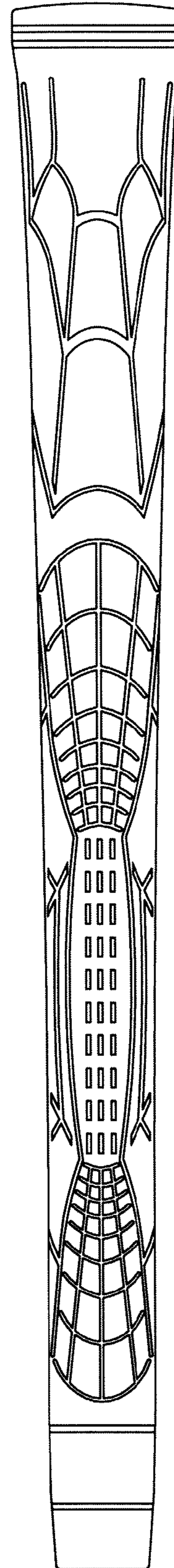


FIG.2

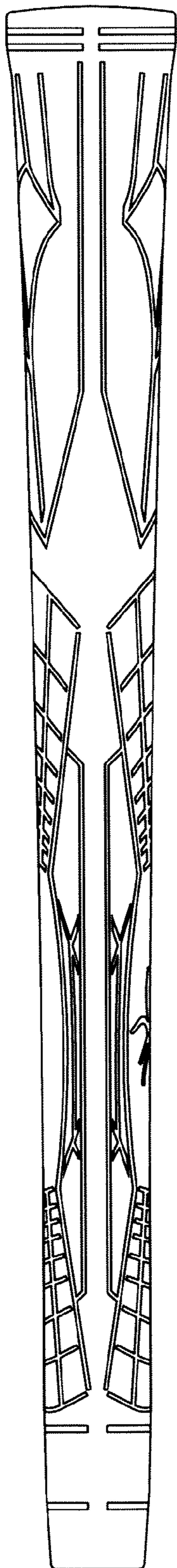


FIG.3

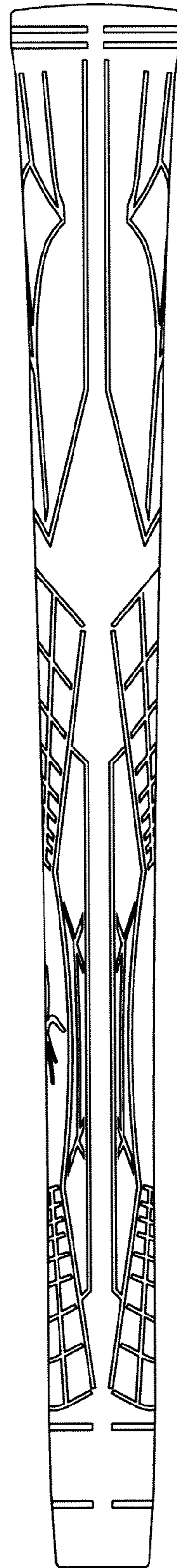


FIG.4




FIG.5

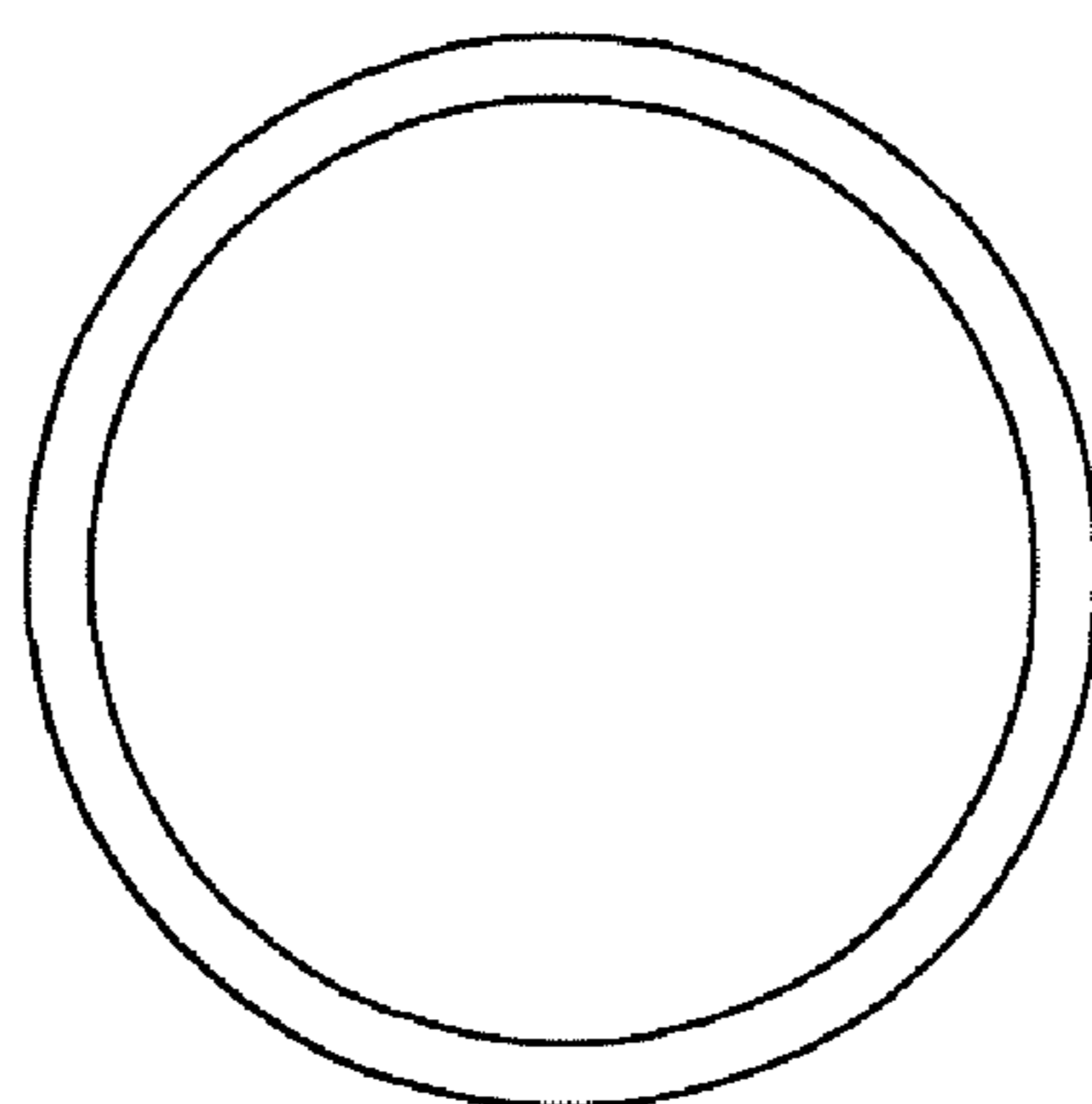


FIG.6