



US00D630675S

(12) **United States Design Patent**
Lampru

(10) **Patent No.:** **US D630,675 S**

(45) **Date of Patent:** **** Jan. 11, 2011**

(54) **EYEGLASS TEMPLE**

(76) **Inventor:** **Demetrio Lampru**, c/o Casa Dimitri Corp., 20161 NE. 16th Pl., Miami, FL (US) 33179

(**) **Term:** **14 Years**

(21) **Appl. No.:** **29/358,551**

(22) **Filed:** **Mar. 29, 2010**

(51) **LOC (9) Cl.** **16-06**

(52) **U.S. Cl.** **D16/335; D16/321; D16/326; D16/320; D16/325**

(58) **Field of Classification Search** D16/101, D16/300-342; D29/109-110; D24/110.2; 351/41, 44, 51-52, 62, 158, 92, 103-123, 351/140, 153, 45-46; 2/426-432, 447-449, 2/441, 434-437, 13, 15; D21/483, 659-661
See application file for complete search history.

(56) **References Cited**

U.S. PATENT DOCUMENTS

- D425,927 S * 5/2000 Wang D16/326
- D497,380 S * 10/2004 Thixton et al. D16/326
- D513,761 S * 1/2006 Yee et al. D16/335
- D546,373 S * 7/2007 Jannard et al. D16/335

- D585,475 S * 1/2009 Yang D16/314
- D614,685 S * 4/2010 Moritz D16/321
- D616,917 S * 6/2010 Yang D16/315

* cited by examiner

Primary Examiner—Raphael Barkai

(74) *Attorney, Agent, or Firm*—Ostrolenk Faber LLP

(57) **CLAIM**

The ornamental design for eyeglass temples, as shown and described.

DESCRIPTION

FIG. 1 is a left side elevation view of the eyeglass temples showing the new design, the right side elevation view being a mirror image thereof;

FIG. 2 is a top plan view thereof;

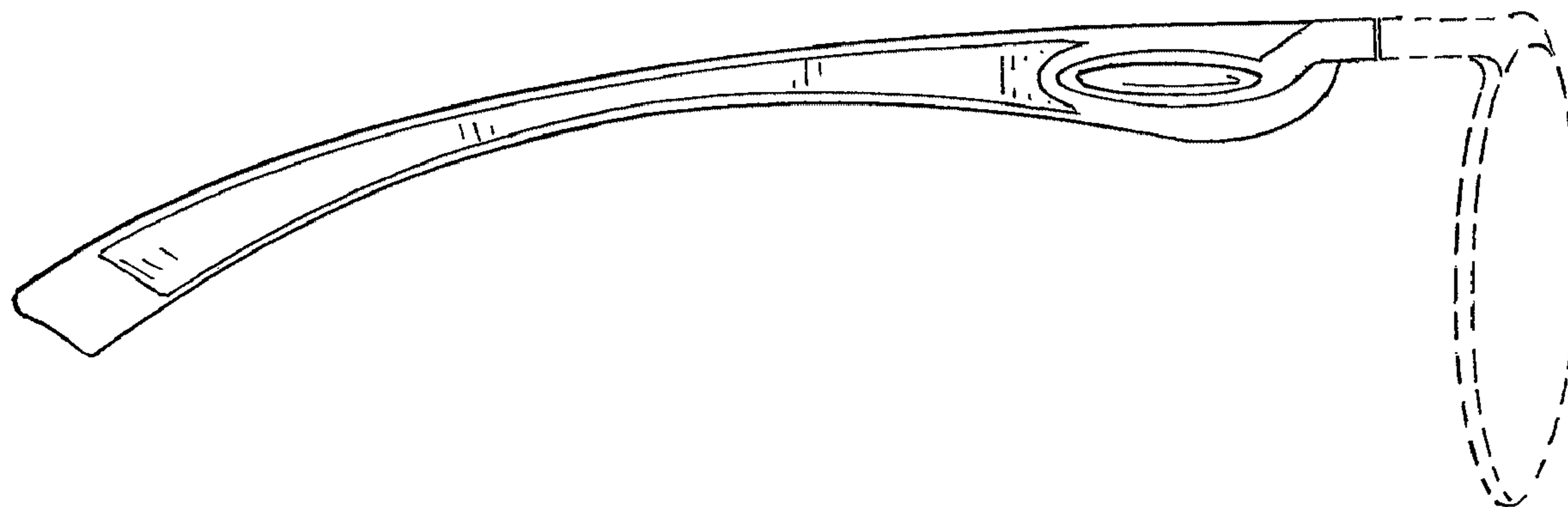
FIG. 3 is a bottom plan view thereof;

FIG. 4 is a rear elevation view thereof; and,

FIG. 5 is a front elevation view thereof.

In the foregoing figures, the portion illustrated in broken line depicts the frame of the eyeglasses to which the eyeglass temples may be attached, which forms no part of the claimed design.

1 Claim, 4 Drawing Sheets



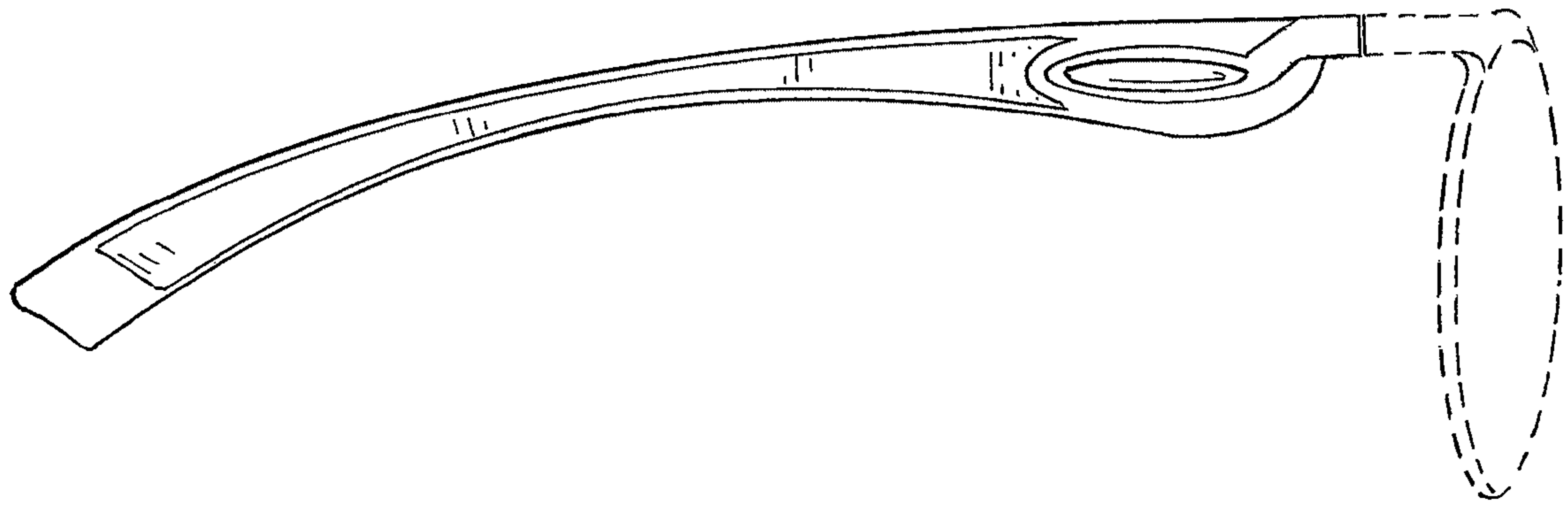


FIG. 1

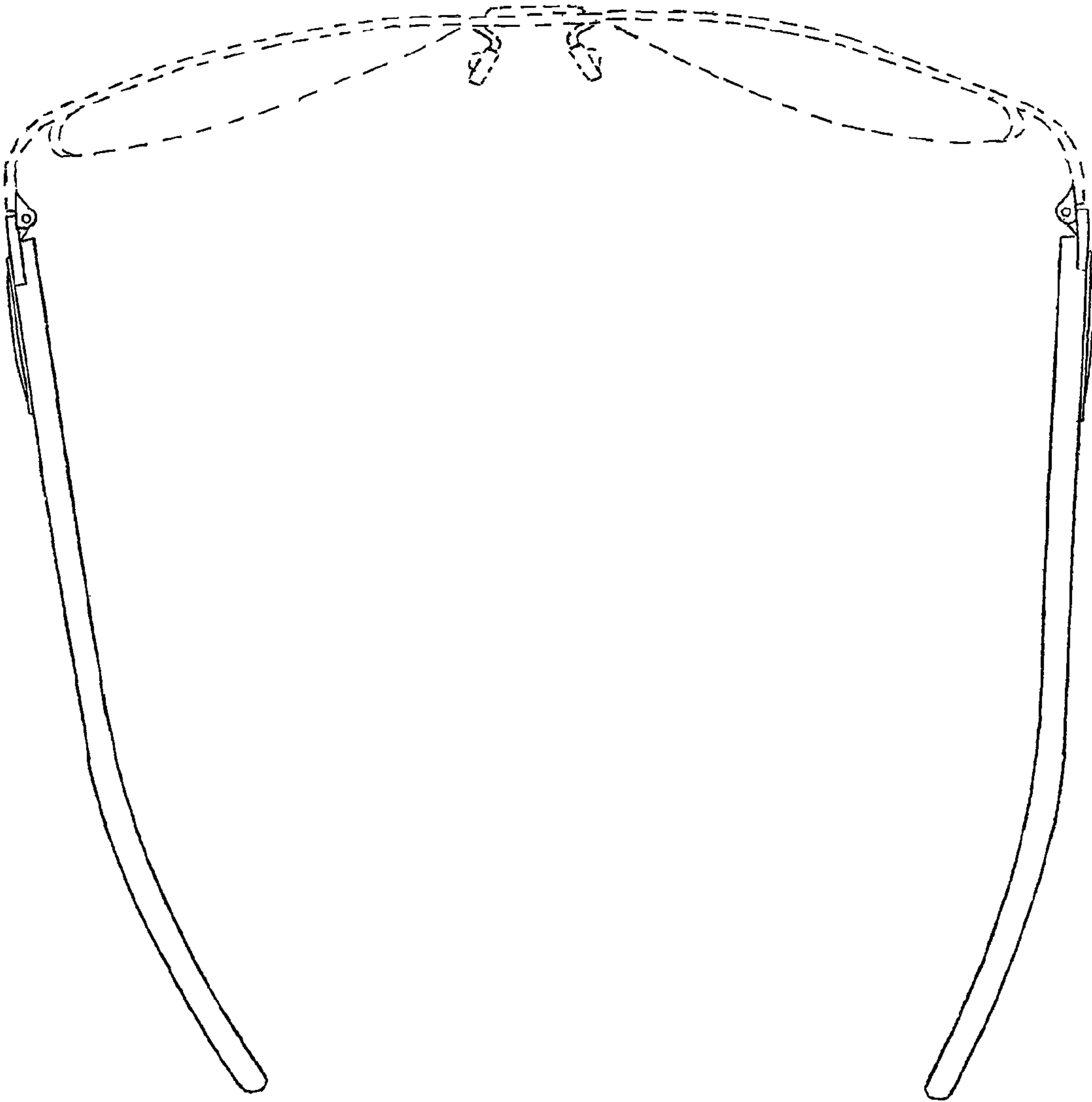


FIG. 2

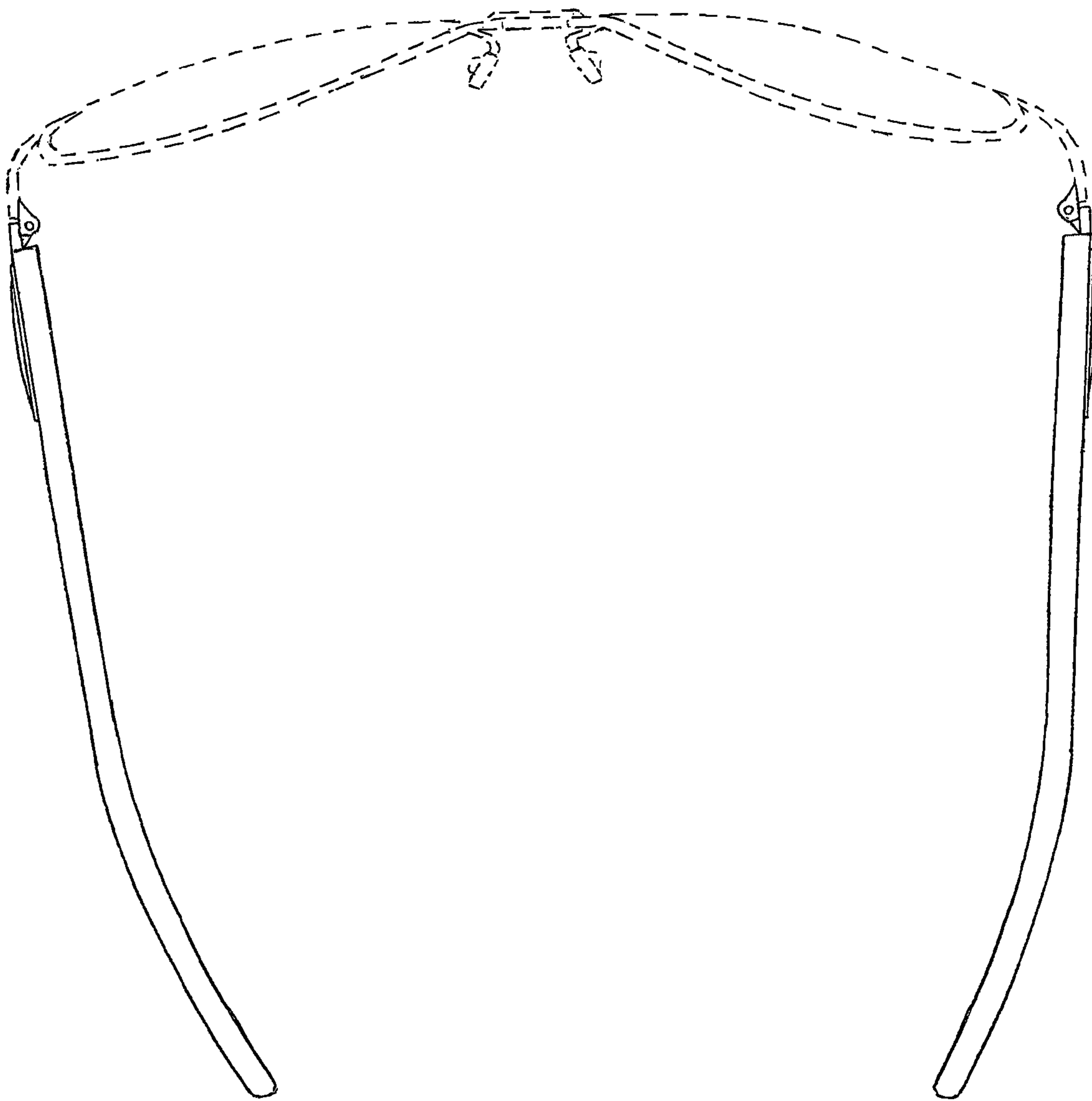


FIG. 3

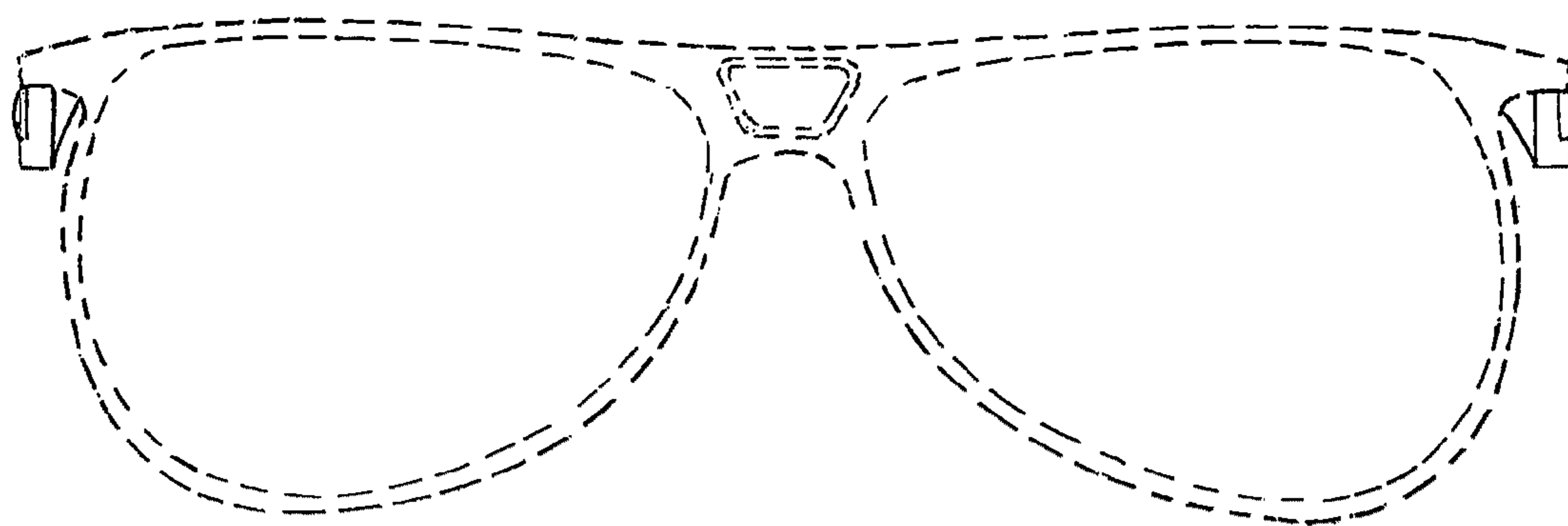


FIG. 5

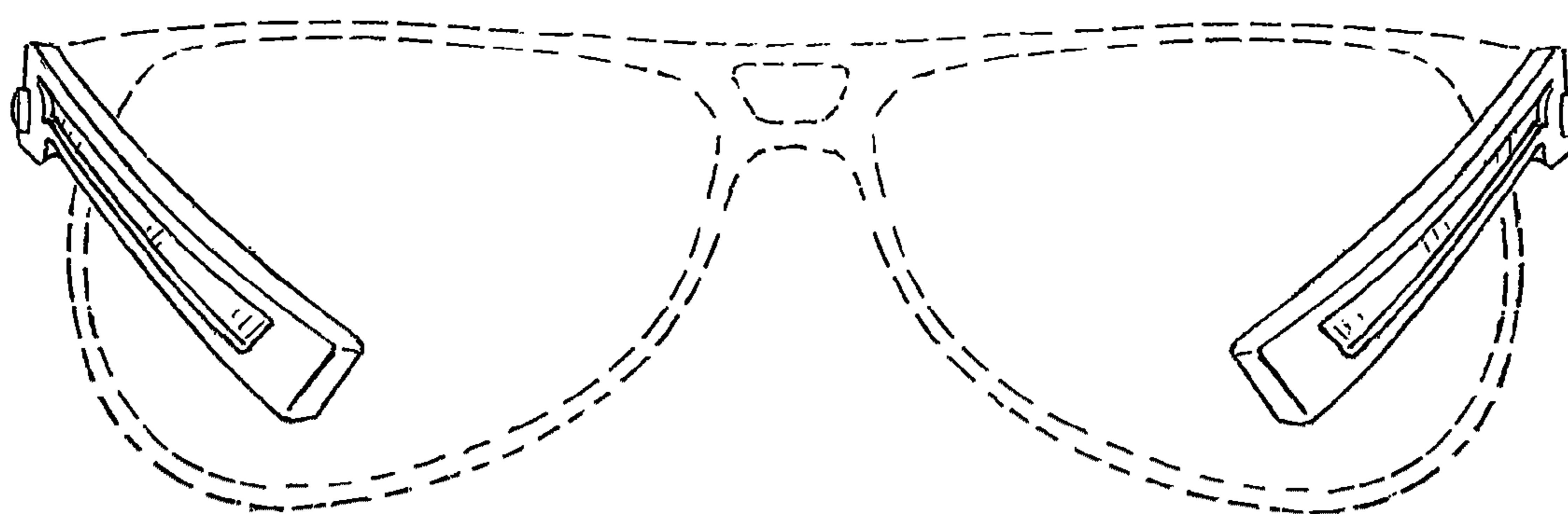


FIG. 4