



US00D630673S

(12) **United States Design Patent**
Lampru

(10) **Patent No.:** **US D630,673 S**

(45) **Date of Patent:** **** Jan. 11, 2011**

(54) **EYEGLOSS TEMPLES**

(76) Inventor: **Dimitri Lampru**, c/o Casa Dimitri Corp., 20161 NE. 16th Pl., Miami, FL (US) 33179

(**) Term: **14 Years**

(21) Appl. No.: **29/357,412**

(22) Filed: **Mar. 11, 2010**

(51) **LOC (9) Cl.** **16-06**

(52) **U.S. Cl.** **D16/321; D16/335**

(58) **Field of Classification Search** D16/101, D16/300-342; D29/109-110; D24/110.2; 351/41, 44, 51-52, 62, 158, 92, 103-123, 351/140, 153, 45-46; 2/426-432, 447-449, 2/441, 436, 434-437, 13, 15; D21/483, 659-661
See application file for complete search history.

(56) **References Cited**

U.S. PATENT DOCUMENTS

D146,602 S *	4/1947	Jaffe	D16/335
D228,026 S *	7/1973	Shindler	D16/321
D413,138 S *	8/1999	Flanagan	D16/320

* cited by examiner

Primary Examiner—Raphael Barkai

(74) *Attorney, Agent, or Firm*—Ostrolenk Faber LLP

(57) **CLAIM**

The ornamental design for eyeglass temples, as shown and described.

DESCRIPTION

FIG. 1 is a left side elevation view of the eyeglass temples showing the new design, the right side elevation view being a mirror image thereof;

FIG. 2 is a top plan view thereof;

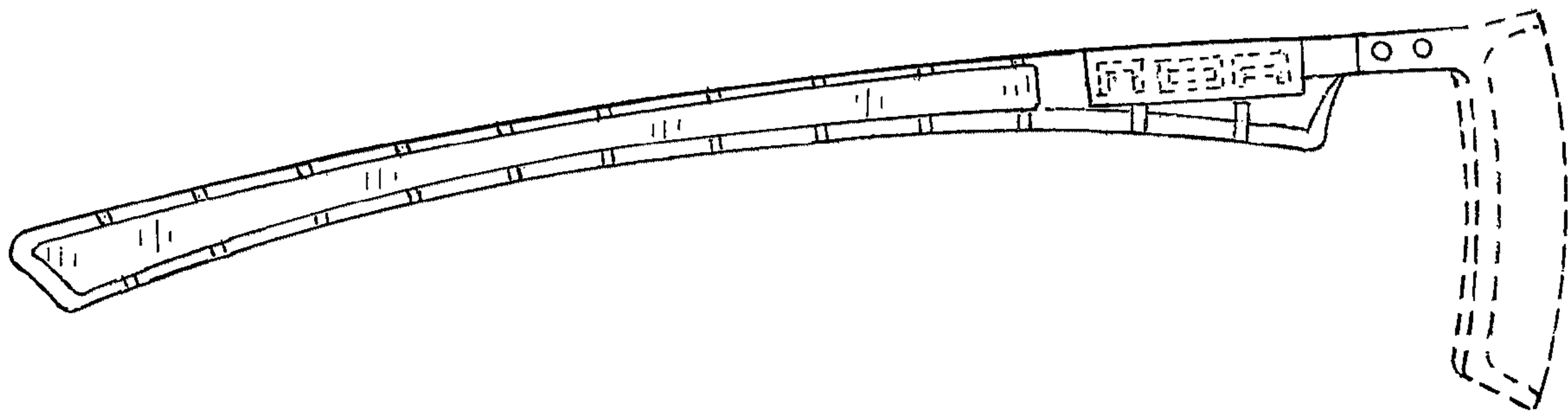
FIG. 3 is a bottom plan view thereof;

FIG. 4 is a rear elevation view thereof; and,

FIG. 5 is a front elevation view thereof.

In the foregoing figures, the portion illustrated in broken line depicts the frame of the eyeglasses to which the eyeglass temples may be attached, and indicia on a forward portion of the temple in FIG. 1, both of which form no part of the claimed design.

1 Claim, 4 Drawing Sheets



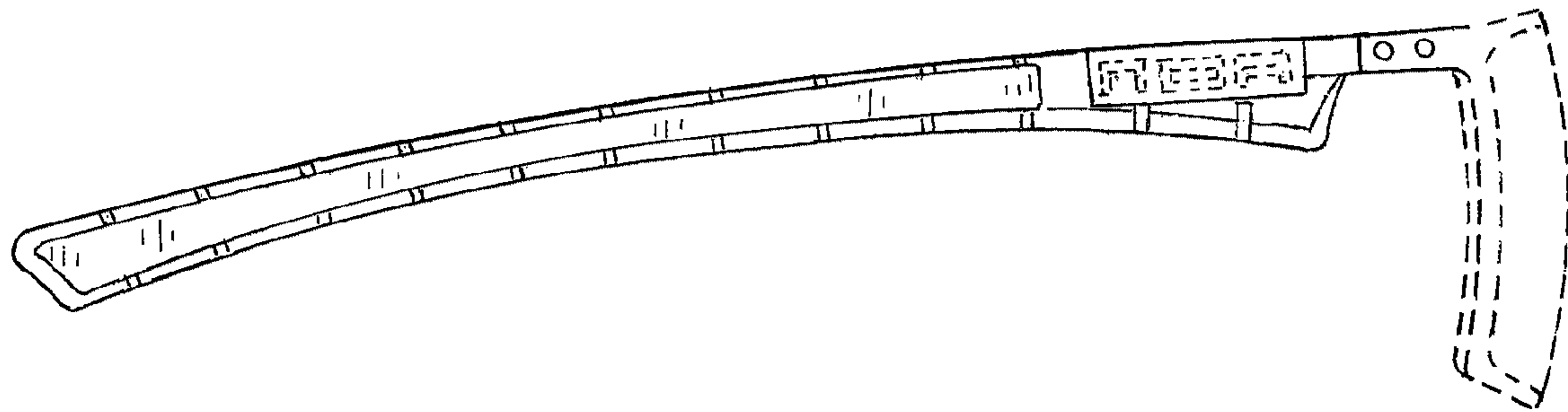


FIG. 1

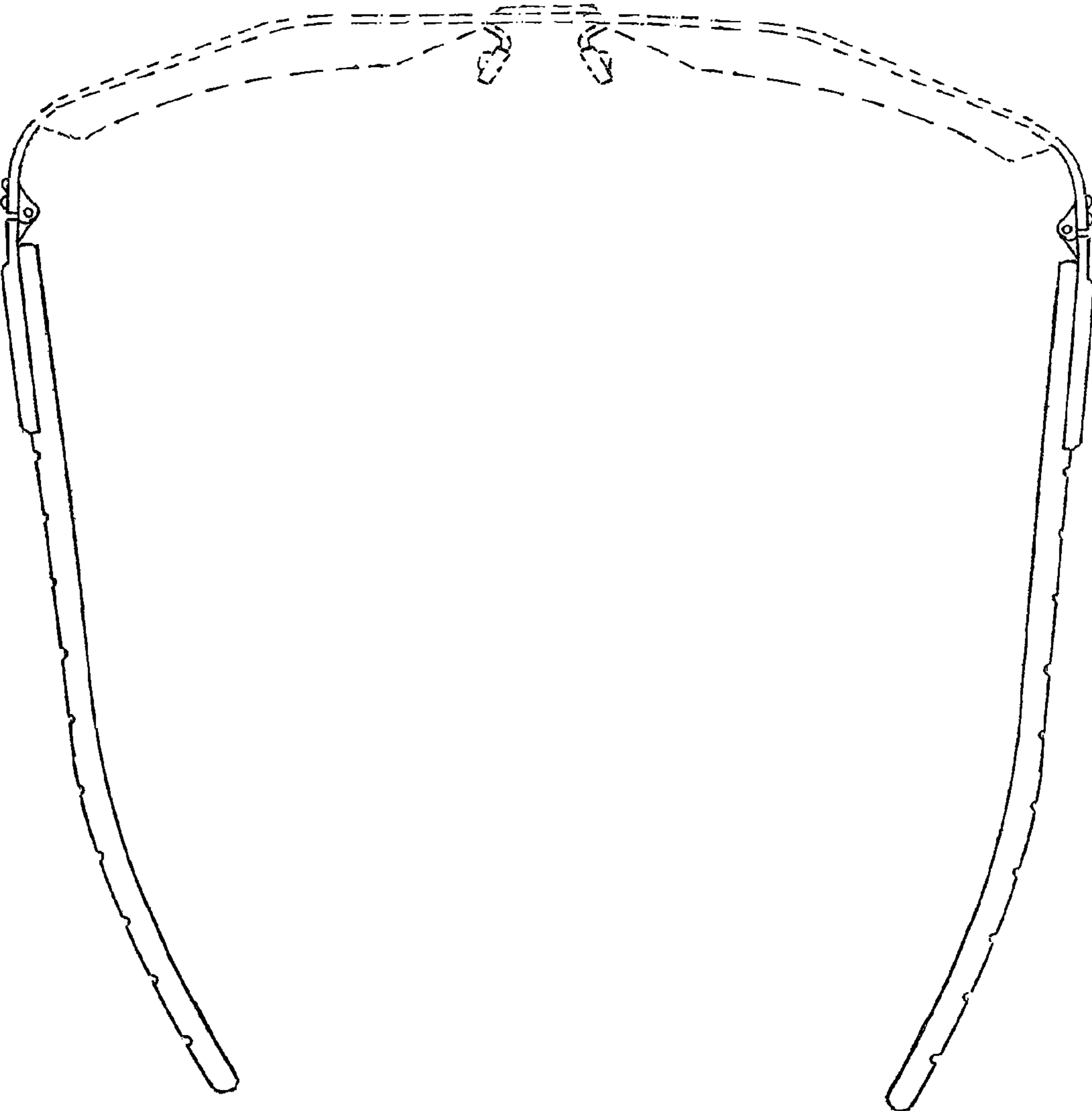


FIG. 2

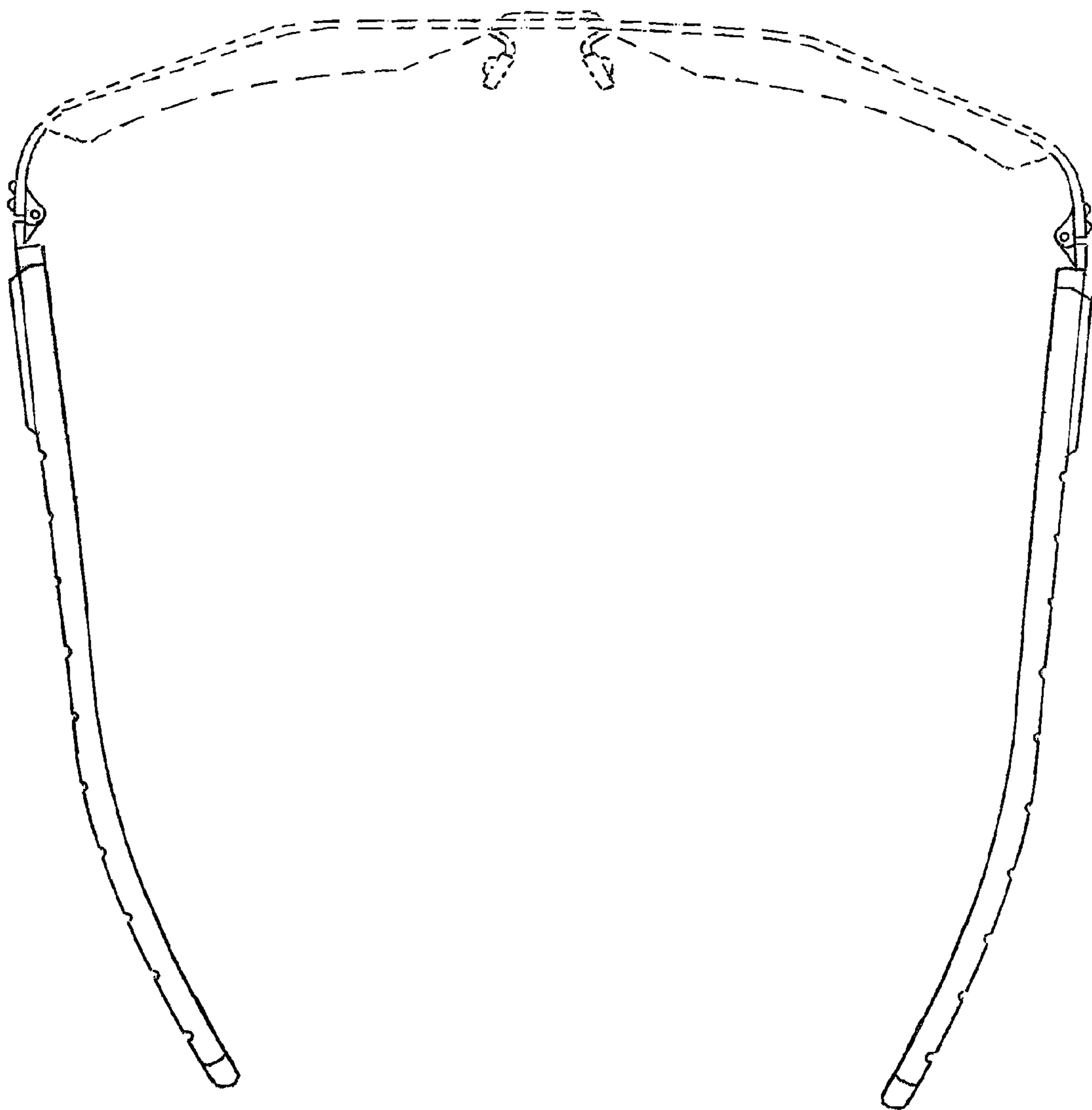


FIG. 3

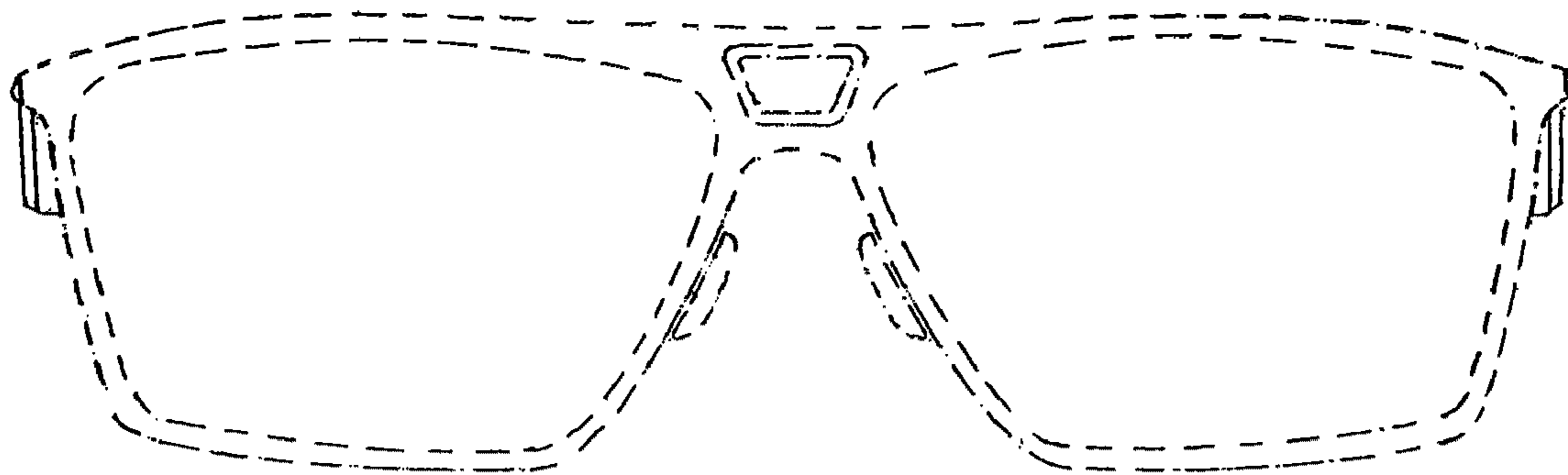


FIG. 5

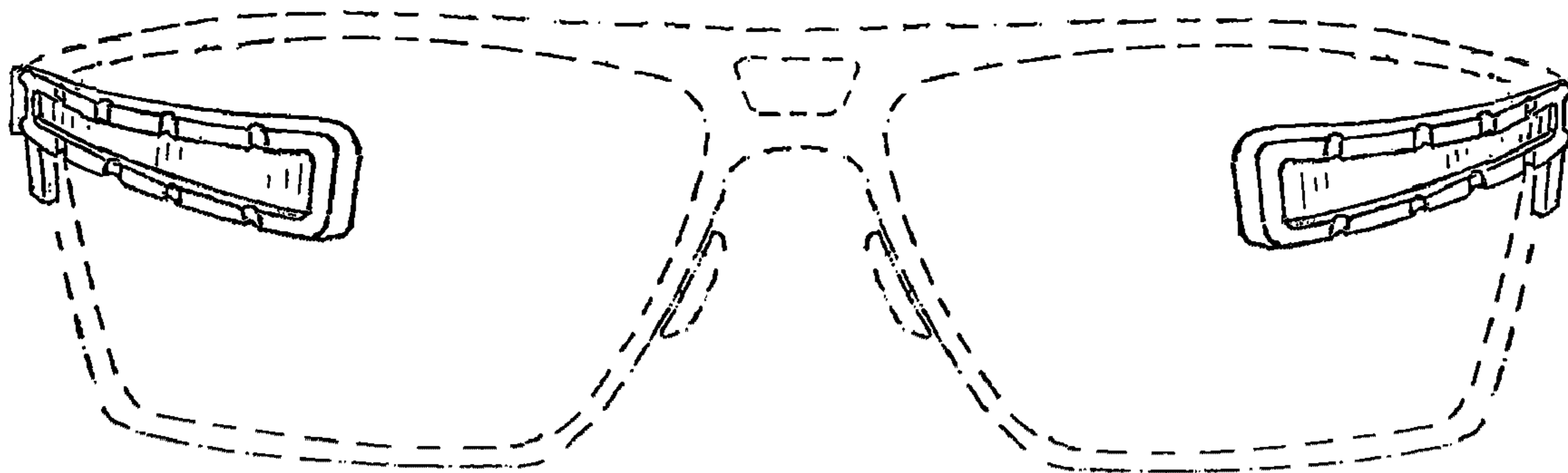


FIG. 4