



US00D630656S

(12) **United States Design Patent**
Lambert et al.

(10) **Patent No.:** **US D630,656 S**

(45) **Date of Patent:** **** Jan. 11, 2011**

(54) **DRILL BIT**

(75) Inventors: **Christian M. Lambert**, Draper, UT
(US); **Michael D. Rupp**, Murray, UT
(US)

(73) Assignee: **Longyear TM, Inc.**, South Jordan, UT
(US)

(**) Term: **14 Years**

(21) Appl. No.: **29/354,596**

(22) Filed: **Jan. 26, 2010**

(51) **LOC (9) Cl.** **15-09**

(52) **U.S. Cl.** **D15/139**

(58) **Field of Classification Search** D8/70;
D15/138, 139, 140; 175/57, 58, 307, 329,
175/330, 379, 403, 405.1, 410, 412; 408/145,
408/201, 204, 238; 451/540, 541, 542, 548
See application file for complete search history.

(56) **References Cited**

U.S. PATENT DOCUMENTS

348,782	A *	9/1886	Sawyer	52/177
2,147,843	A *	2/1939	Jamar et al.	76/108.1
2,966,949	A *	1/1961	Wepsala, Jr.	175/379
3,127,715	A *	4/1964	Christensen	451/541
3,306,380	A *	2/1967	Warren et al.	175/405.1
D210,975	S *	5/1968	Blau	D15/139
3,440,773	A *	4/1969	Hawkes	451/541
4,190,126	A *	2/1980	Kabashima	175/426
4,208,154	A *	6/1980	Gundy	408/204
4,499,959	A *	2/1985	Grappendorf et al.	175/405.1
4,628,549	A *	12/1986	Lazar	4/498
5,025,871	A *	6/1991	Stewart et al.	175/57
D342,270	S *	12/1993	Kwang	D15/139
D416,741	S *	11/1999	Denney et al.	D6/596
6,029,962	A *	2/2000	Shorten et al.	267/145

6,293,854	B1 *	9/2001	Kimura et al.	451/56
D466,139	S *	11/2002	Kim et al.	D15/139
D467,590	S *	12/2002	Walker	D14/460
D478,761	S *	8/2003	Robbins, III	D6/582
D559,510	S *	1/2008	McClaskie	D2/954
7,490,533	B2 *	2/2009	Dehn et al.	76/101.1
2005/0016775	A1 *	1/2005	Hiranuma et al.	175/403
2005/0279533	A1 *	12/2005	Corica	175/405.1
2006/0272571	A1 *	12/2006	Cho	117/84
2007/0246266	A1 *	10/2007	Larbo	175/434
2009/0129873	A1 *	5/2009	Grace et al.	407/29.13

OTHER PUBLICATIONS

Office Action dated Jun. 23, 2010 from U.S. Appl. No. 29/354,595, filed Jan. 26, 2010 (8 pages).

Office Action dated Jun. 23, 2010 from U.S. Appl. No. 29/354/597, filed Jan. 26, 2010 (6 pages).

* cited by examiner

Primary Examiner—Patricia Palasik
(74) *Attorney, Agent, or Firm*—Workman Nydegger

(57) **CLAIM**

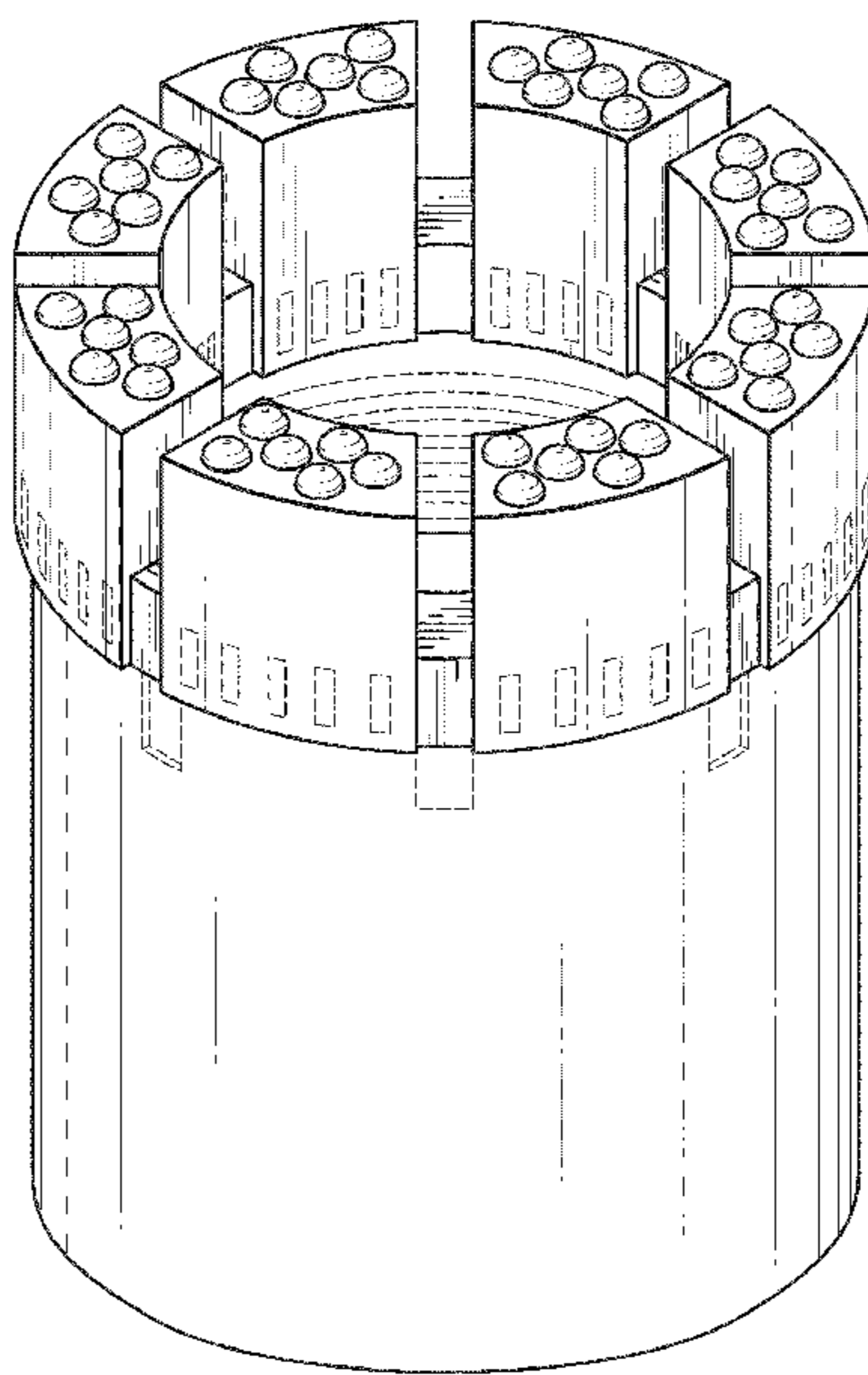
The ornamental design for a drill bit, as shown and described.

DESCRIPTION

FIG. 1 is a perspective view of a drill bit design;
FIG. 2 is a top plan view of the drill bit design shown in FIG. 1;
FIG. 3 is a front elevational view of the drill bit design shown in FIG. 1, the rear elevational view, right side elevational view and left side elevational view being identical thereto; and,
FIG. 4 is a bottom plan view of the drill bit design shown in FIG. 1.

The phantom, broken lines shown in the drawings form part of the design that is not claimed herein.

1 Claim, 3 Drawing Sheets



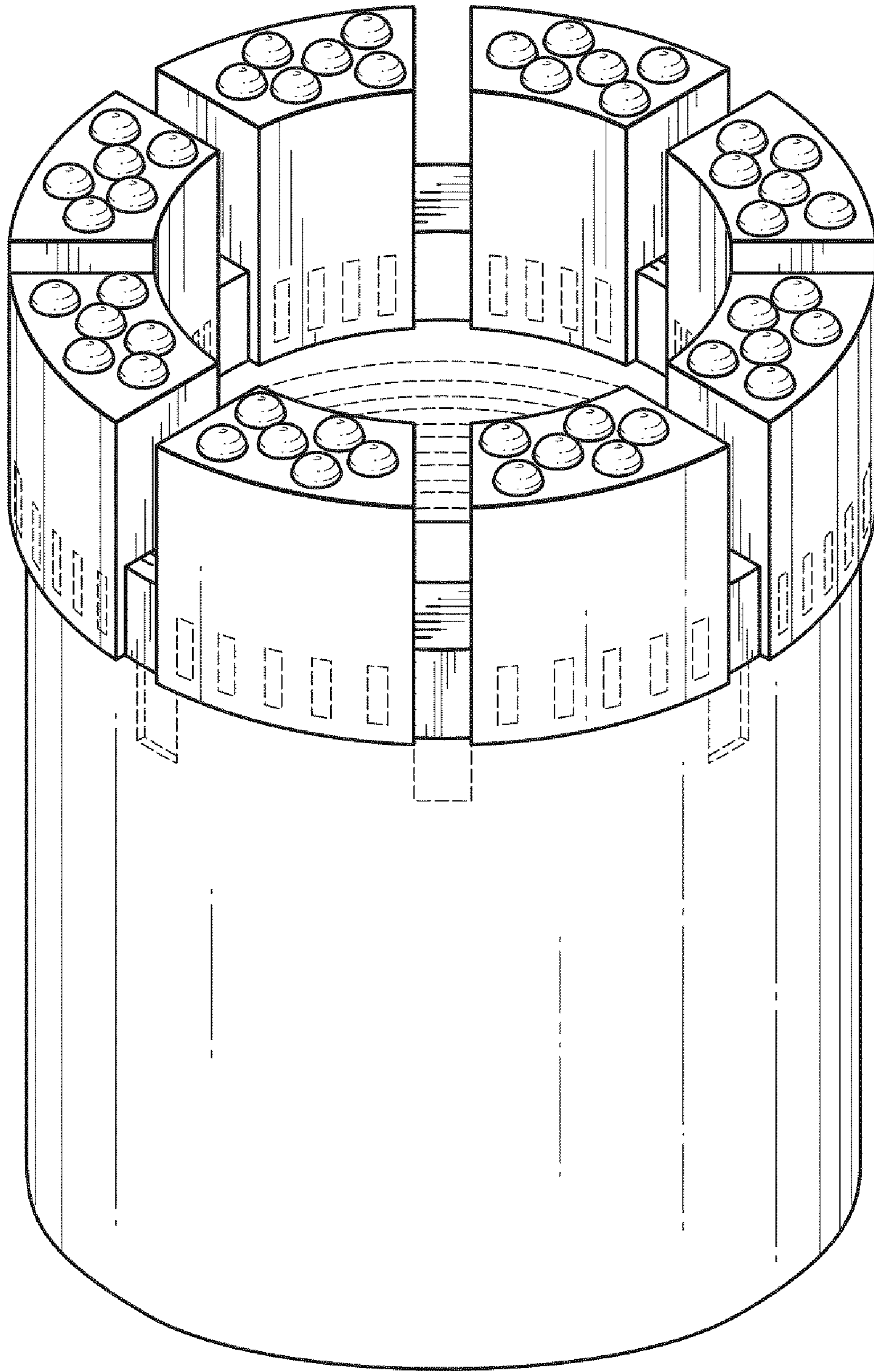


FIG. 1

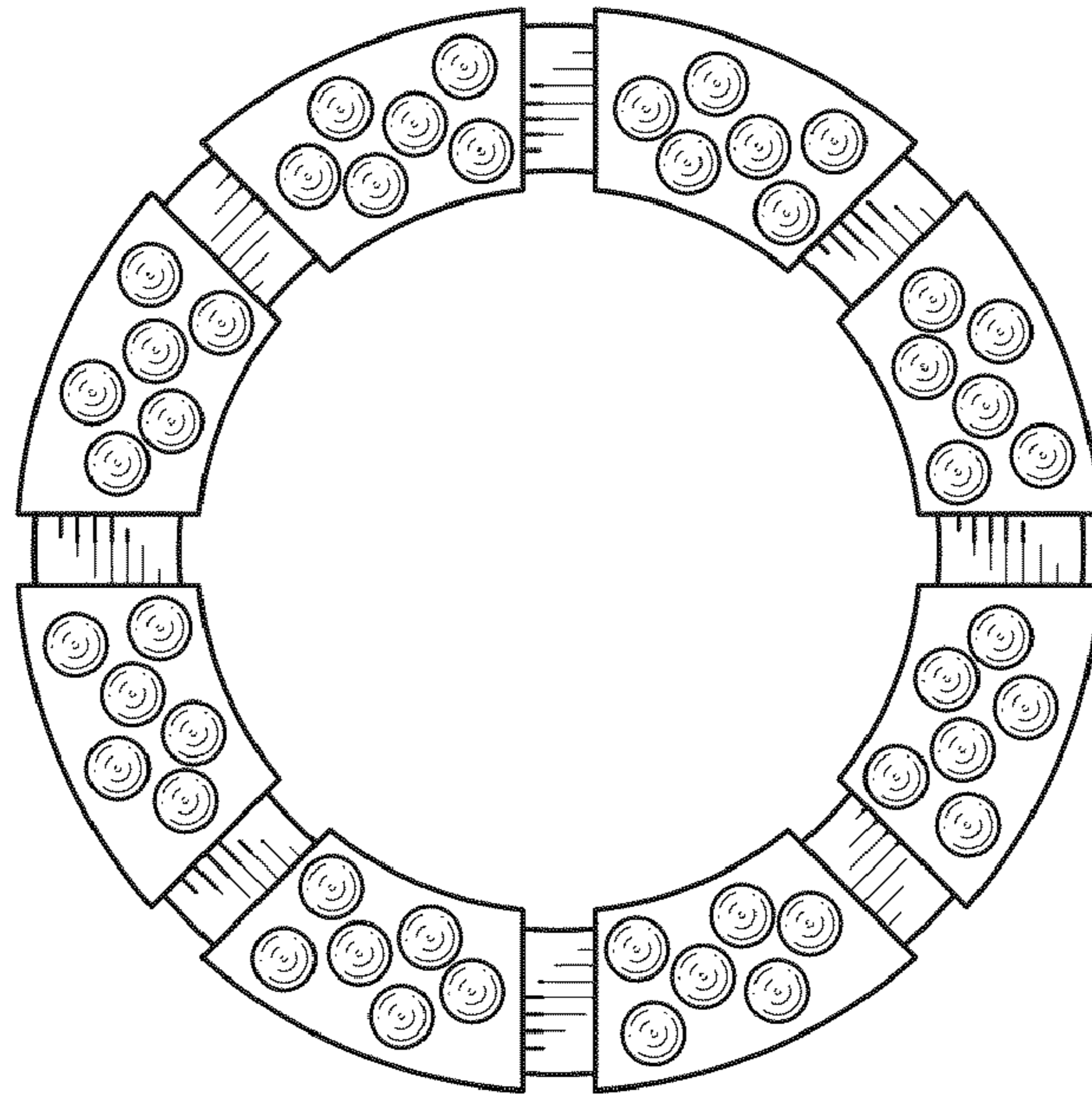


FIG. 2

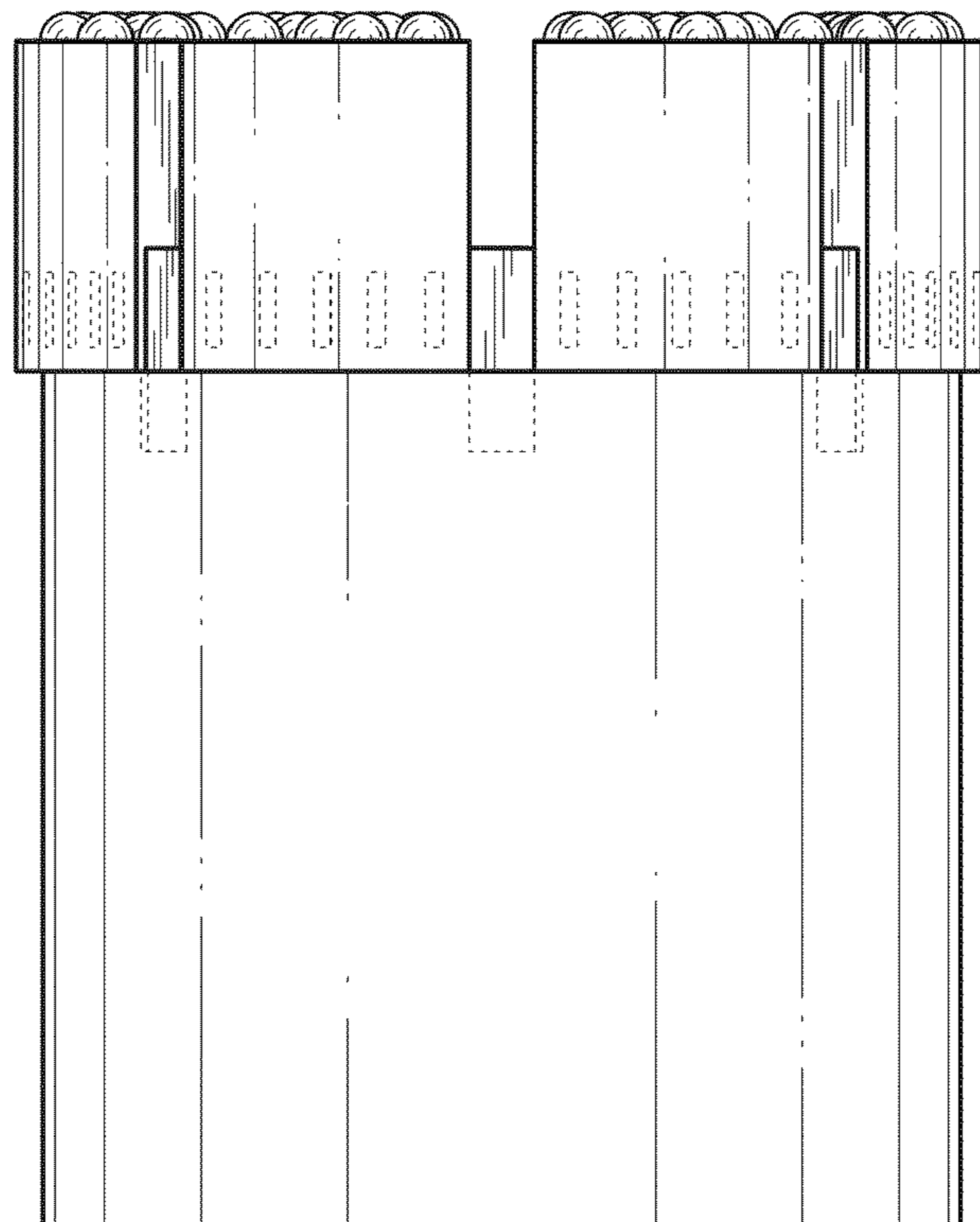


FIG. 3

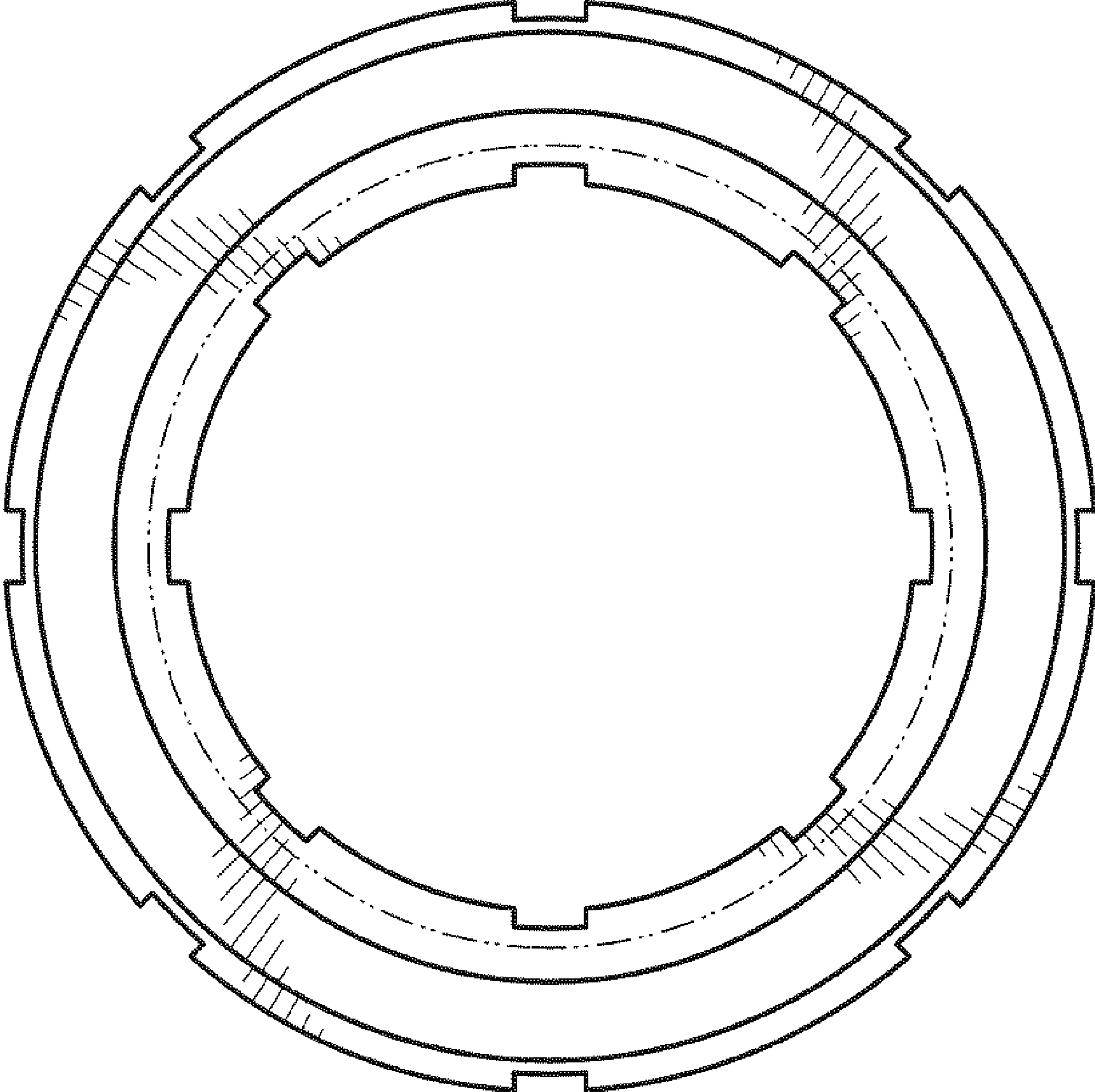


FIG. 4