



US00D630644S

(12) **United States Design Patent**  
**Wilson**

(10) **Patent No.:** **US D630,644 S**  
(45) **Date of Patent:** **\*\* Jan. 11, 2011**

(54) **DISPLAY SCREEN WITH A VOTING WHEEL  
ICON FOR A USER INTERFACE**

D549,722 S \* 8/2007 Ito et al. .... D14/488  
D553,142 S \* 10/2007 Blencowe .... D14/486  
D553,143 S \* 10/2007 Blencowe .... D14/486  
D553,144 S \* 10/2007 Blencowe .... D14/486

(75) Inventor: **Stewart Wilson**, Lancashire (GB)

(73) Assignee: **Promethean Limited**, Blackburn (GB)

(Continued)

(\*\*) Term: **14 Years**

*Primary Examiner*—Cathron C Brooks

*Assistant Examiner*—Karen E Kearney

(21) Appl. No.: **29/346,632**

(74) *Attorney, Agent, or Firm*—Marsh Fischmann &  
Breyfogle LLP; Kent A. Lembke

(22) Filed: **Nov. 3, 2009**

(57) **CLAIM**

(51) **LOC (9) Cl.** ..... **32-00**

(52) **U.S. Cl.** ..... **D14/486**

(58) **Field of Classification Search** ..... D14/485–495;  
D18/26, 31–33; D20/11–12, 23–25, 29–32,  
D20/36–38; 715/700–867, 973–977

The ornamental design for an display screen with a voting  
wheel icon for a user interface, as shown and described.

See application file for complete search history.

**DESCRIPTION**

(56) **References Cited**

FIG. 1 is a front view of a first image in a sequence for a  
display screen with a voting wheel icon for a user interface;  
FIG. 2 is a front view of a second image thereof;  
FIG. 3 is a front view of a third image thereof;  
FIG. 4 is a front view of a fourth image thereof;  
FIG. 5 is a front view of a fifth image thereof;  
FIG. 6 is a front view of a sixth image thereof; and,  
FIG. 7 is a front view of a seventh image thereof.

**U.S. PATENT DOCUMENTS**


4,914,568	A *	4/1990	Kodosky et al. ....	715/763
5,237,647	A *	8/1993	Roberts et al. ....	715/723
5,337,407	A *	8/1994	Bates et al. ....	715/751
5,450,540	A *	9/1995	Spohrer et al. ....	715/763
5,499,040	A *	3/1996	McLaughlin et al. ....	715/823
5,588,108	A *	12/1996	Kumar et al. ....	715/765
5,627,951	A *	5/1997	Chaplin et al. ....	715/700
5,657,460	A *	8/1997	Egan et al. ....	715/763
D397,999	S *	9/1998	Kovanen et al. ....	D14/486
D409,173	S *	5/1999	Anderson et al. ....	D14/486
D437,601	S *	2/2001	Utsuki et al. ....	D14/486
D438,213	S *	2/2001	Herget et al. ....	D14/486
D467,251	S *	12/2002	Platz et al. ....	D14/486
D472,901	S *	4/2003	Kovanen et al. ....	D14/486
D480,092	S *	9/2003	Kreikemeier et al. ....	D14/486
6,631,522	B1 *	10/2003	Erdelyi ....	715/723
D492,322	S *	6/2004	Dewar et al. ....	D14/486
D511,167	S *	11/2005	Blencowe ....	D14/486

The appearance of the animated image sequentially transi-  
tions between the images shown in FIGS. 1 to 7.

The process or period in which one image transitions to  
another image forms no part of the claimed design.

The broken line showing of the display screen in all views is  
for the purpose of illustrating unclaimed portions of the dis-  
play screen with a voting wheel icon for a user interface and  
forms no part of the claimed design.

**1 Claim, 7 Drawing Sheets**



# US D630,644 S

Page 2

---

## U.S. PATENT DOCUMENTS

D602,033 S	*	10/2009	Vu et al. ....	D14/485					
D607,009 S	*	12/2009	McEnaney .....	D14/489					
						D614,192 S	*	4/2010	Takano et al. .... D14/486
						2009/0066639	A1*	3/2009	Heitmann et al. .... 345/156
									* cited by examiner




FIG. 1

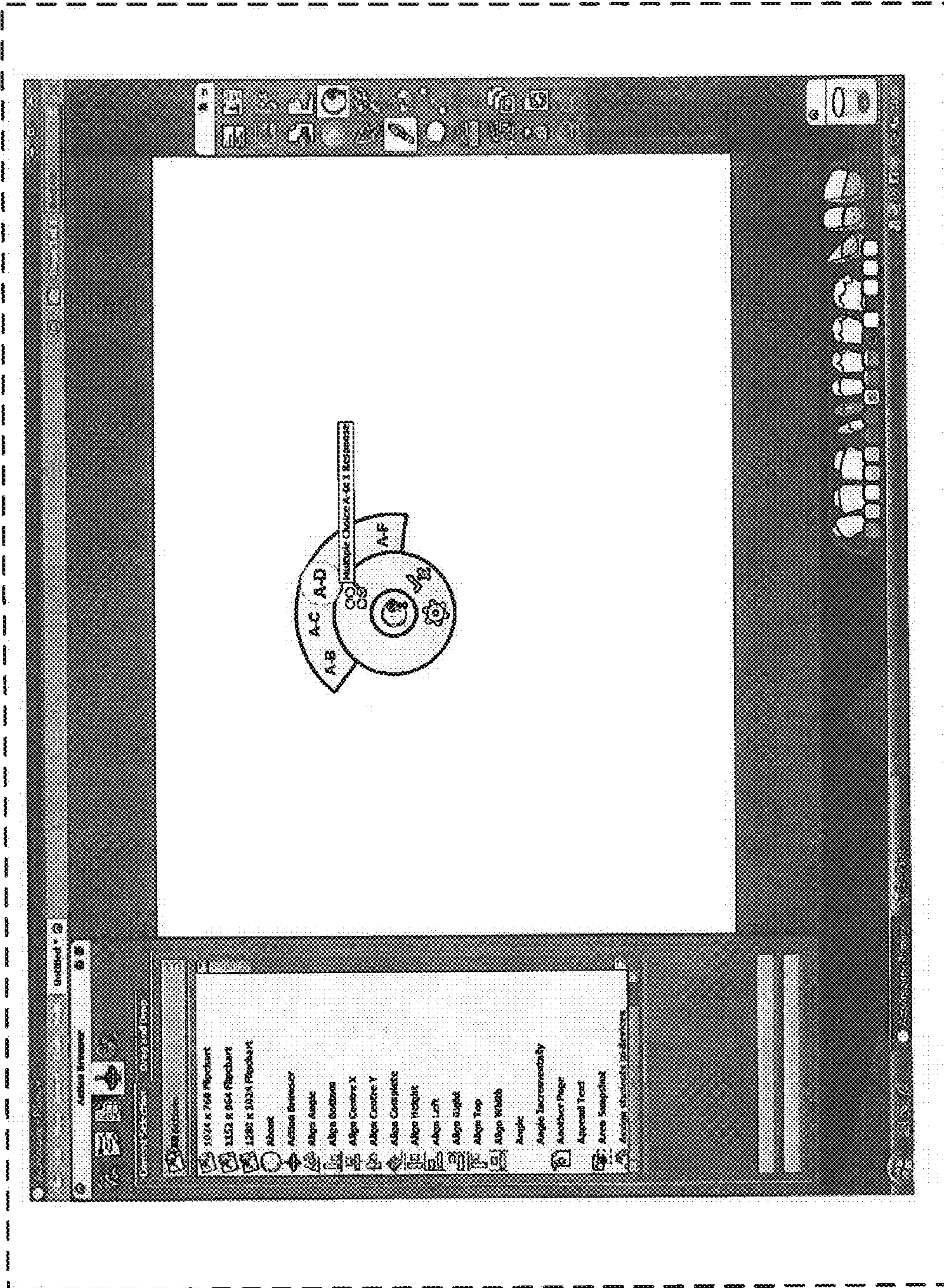


FIG. 2




FIG. 3




FIG. 4




FIG. 5

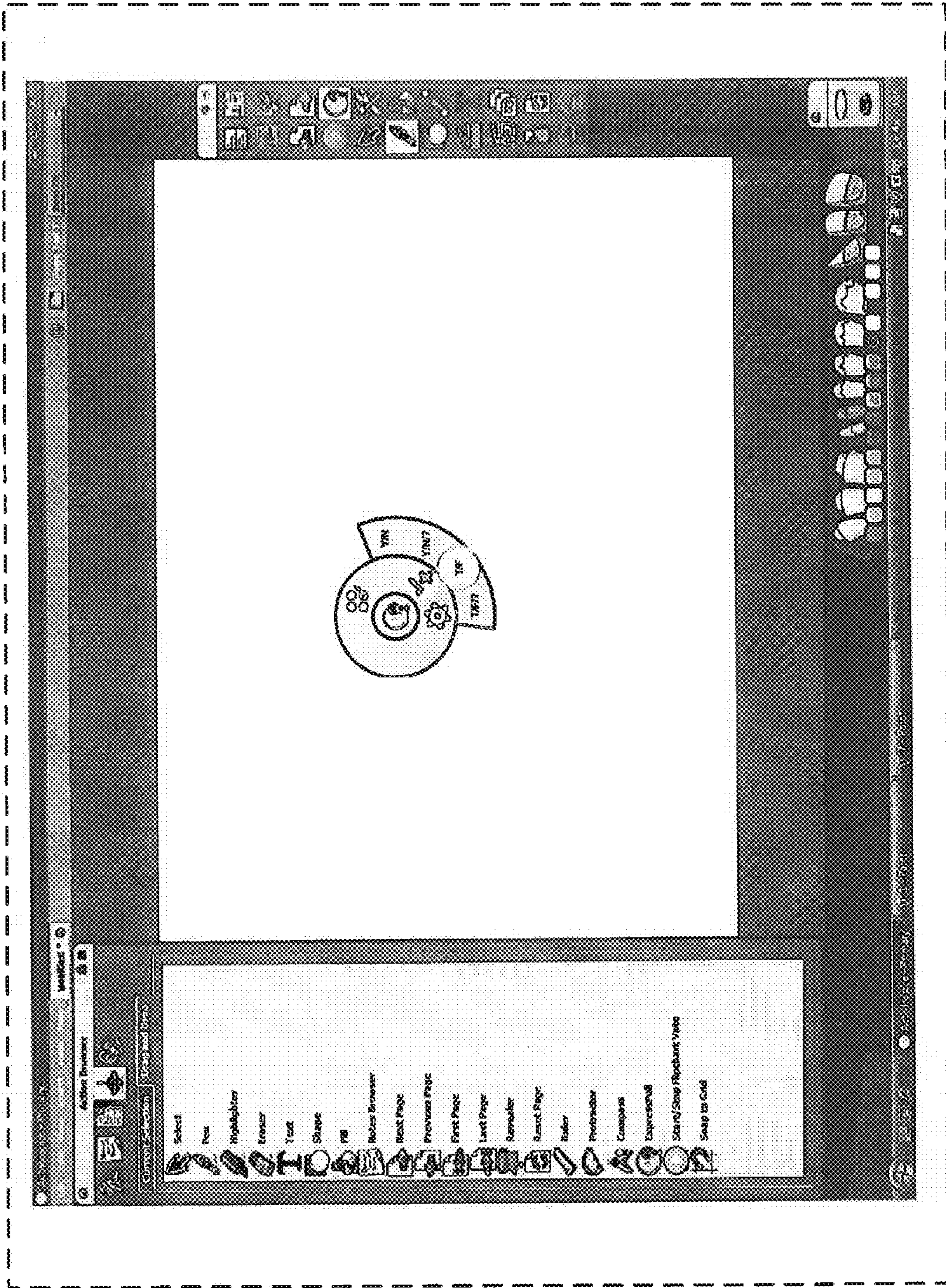


FIG. 6



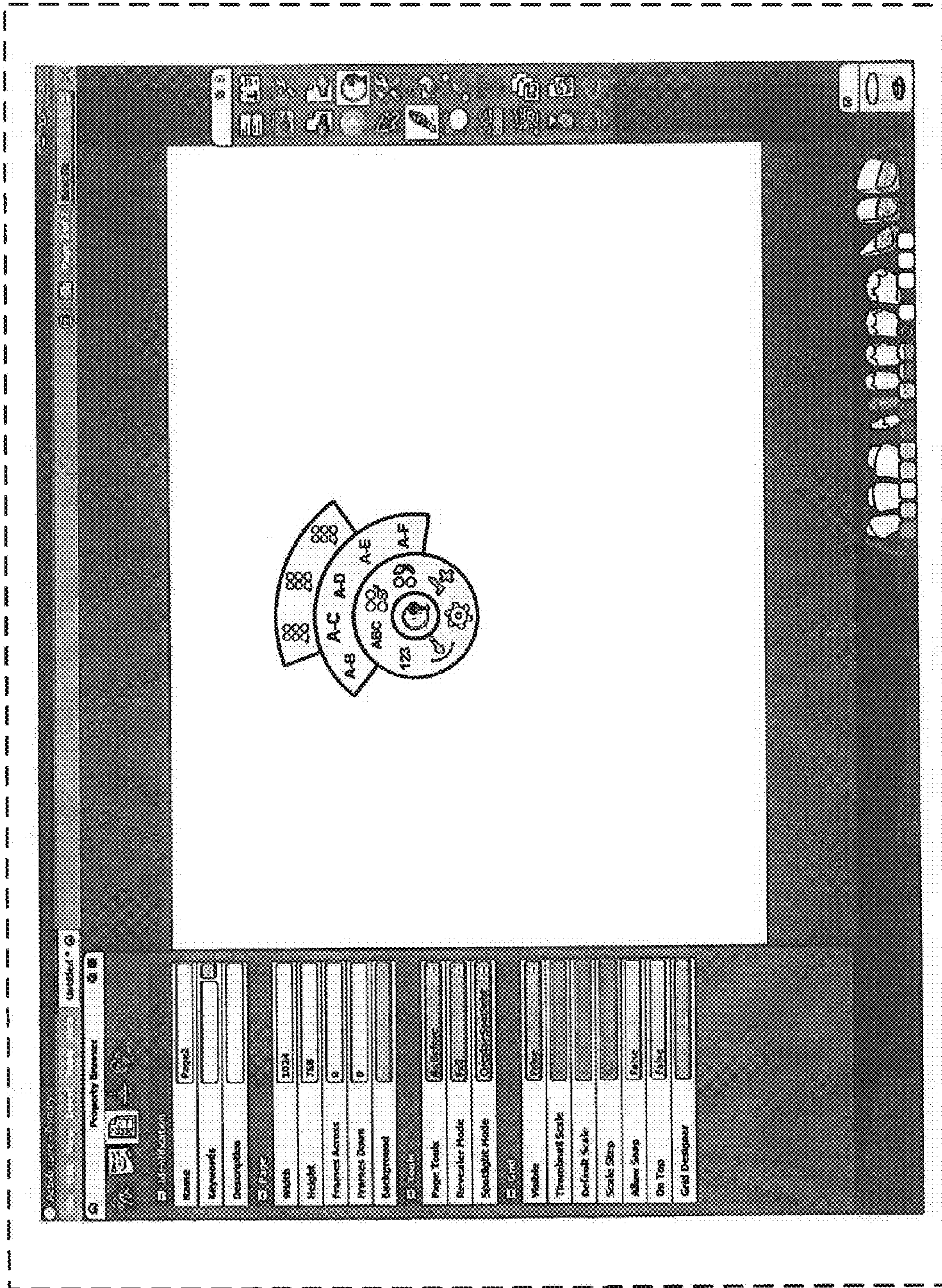


FIG. 7