



US00D630643S

(12) **United States Design Patent**
Wilson

(10) **Patent No.:** **US D630,643 S**

(45) **Date of Patent:** **** Jan. 11, 2011**

(54) **DISPLAY SCREEN WITH A VOTING WHEEL
ICON FOR A USER INTERFACE**

D549,722 S * 8/2007 Ito et al. D14/488
D553,142 S * 10/2007 Blencowe D14/486
D553,143 S * 10/2007 Blencowe D14/486
D553,144 S * 10/2007 Blencowe D14/486

(75) Inventor: **Stewart Wilson**, Lancashire (GB)

(73) Assignee: **Promethean Limited**, Blackburn (GB)

(Continued)

(**) Term: **14 Years**

Primary Examiner—Cathron C Brooks

Assistant Examiner—Karen E Kearney

(21) Appl. No.: **29/346,627**

(74) *Attorney, Agent, or Firm*—Marsh Fischmann & Breyfogle LLP; Kent A. Lembke

(22) Filed: **Nov. 3, 2009**

(57) **CLAIM**

(51) **LOC (9) Cl.** **32-00**

(52) **U.S. Cl.** **D14/486**

(58) **Field of Classification Search** D14/485–495;
D18/26, 31–33; D20/11–12, 23–25, 29–32,
D20/36–38; 715/700–867, 973–977

The ornamental design for an display screen with a voting wheel icon for a user interface, as shown and described.

See application file for complete search history.

DESCRIPTION

(56) **References Cited**

U.S. PATENT DOCUMENTS

4,914,568	A *	4/1990	Kodosky et al.	715/763
5,237,647	A *	8/1993	Roberts et al.	715/723
5,337,407	A *	8/1994	Bates et al.	715/751
5,450,540	A *	9/1995	Spohrer et al.	715/763
5,499,040	A *	3/1996	McLaughlin et al.	715/823
5,588,108	A *	12/1996	Kumar et al.	715/765
5,627,951	A *	5/1997	Chaplin et al.	715/700
5,657,460	A *	8/1997	Egan et al.	715/763
D397,999	S *	9/1998	Kovanen et al.	D14/486
D409,173	S *	5/1999	Anderson et al.	D14/486
D437,601	S *	2/2001	Utsuki et al.	D14/486
D438,213	S *	2/2001	Herget et al.	D14/486
D467,251	S *	12/2002	Platz et al.	D14/486
D472,901	S *	4/2003	Kovanen et al.	D14/486
D480,092	S *	9/2003	Kreikemeier et al.	D14/486
6,631,522	B1 *	10/2003	Erdelyi	715/723
D492,322	S *	6/2004	Dewar et al.	D14/486
D511,167	S *	11/2005	Blencowe	D14/486

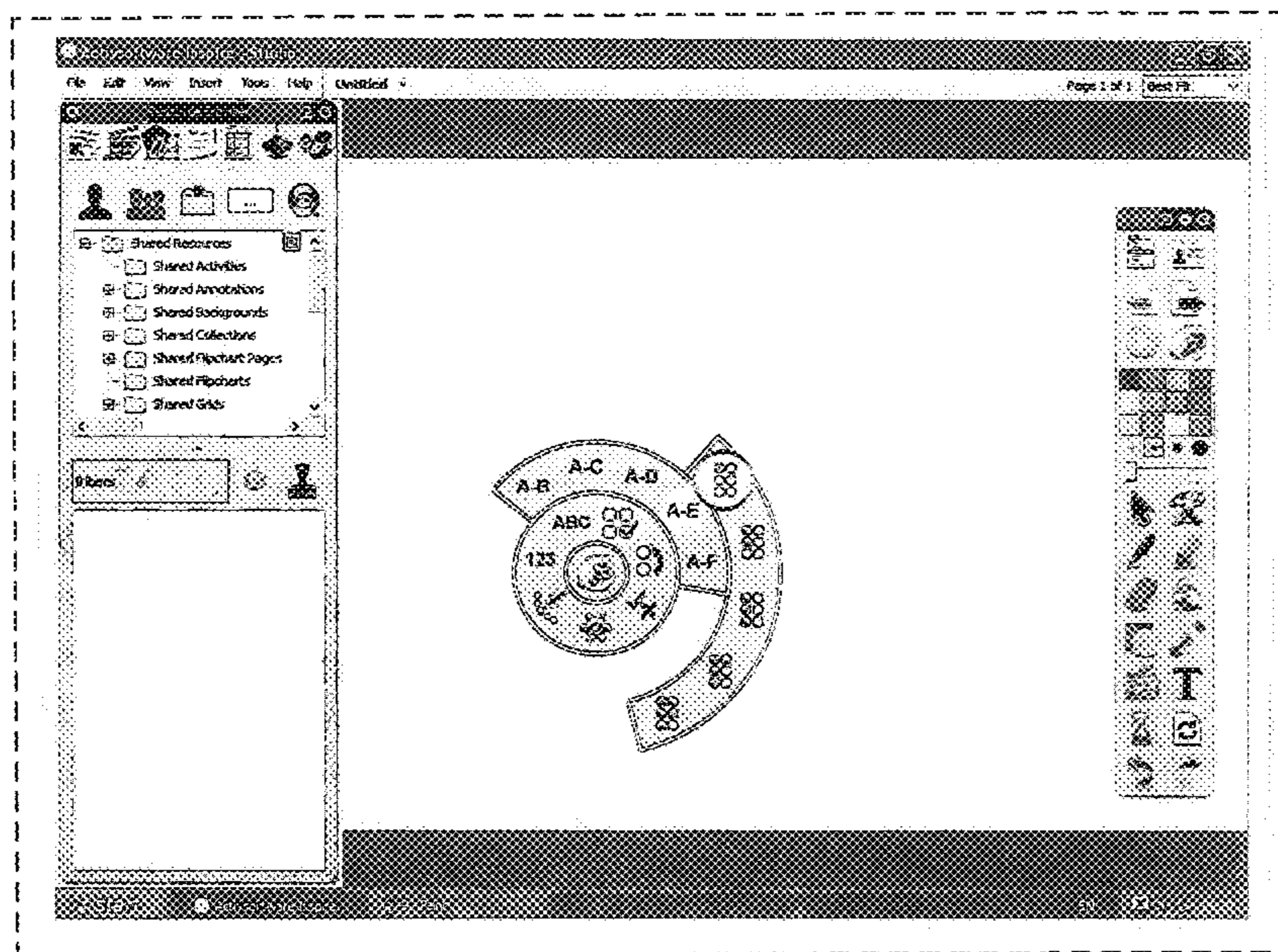
FIG. 1 is a front view of a first image in a sequence for a display screen with a voting wheel icon for a user interface; FIG. 2 is a front view of a second image thereof; FIG. 3 is a front view of a third image thereof; FIG. 4 is a front view of a fourth image thereof; FIG. 5 is a front view of a fifth image thereof; FIG. 6 is a front view of a sixth image thereof; and, FIG. 7 is a front view of a seventh image thereof.

The appearance of the animated image sequentially transitions between the images shown in FIGS. 1 to 7.

The process or period in which one image transitions to another image forms no part of the claimed design.

The broken line showing of the display screen in all views is for the purpose of illustrating unclaimed portions of the display screen with a voting wheel icon for a user interface and forms no part of the claimed design.

1 Claim, 7 Drawing Sheets






FIG. 1




FIG. 2

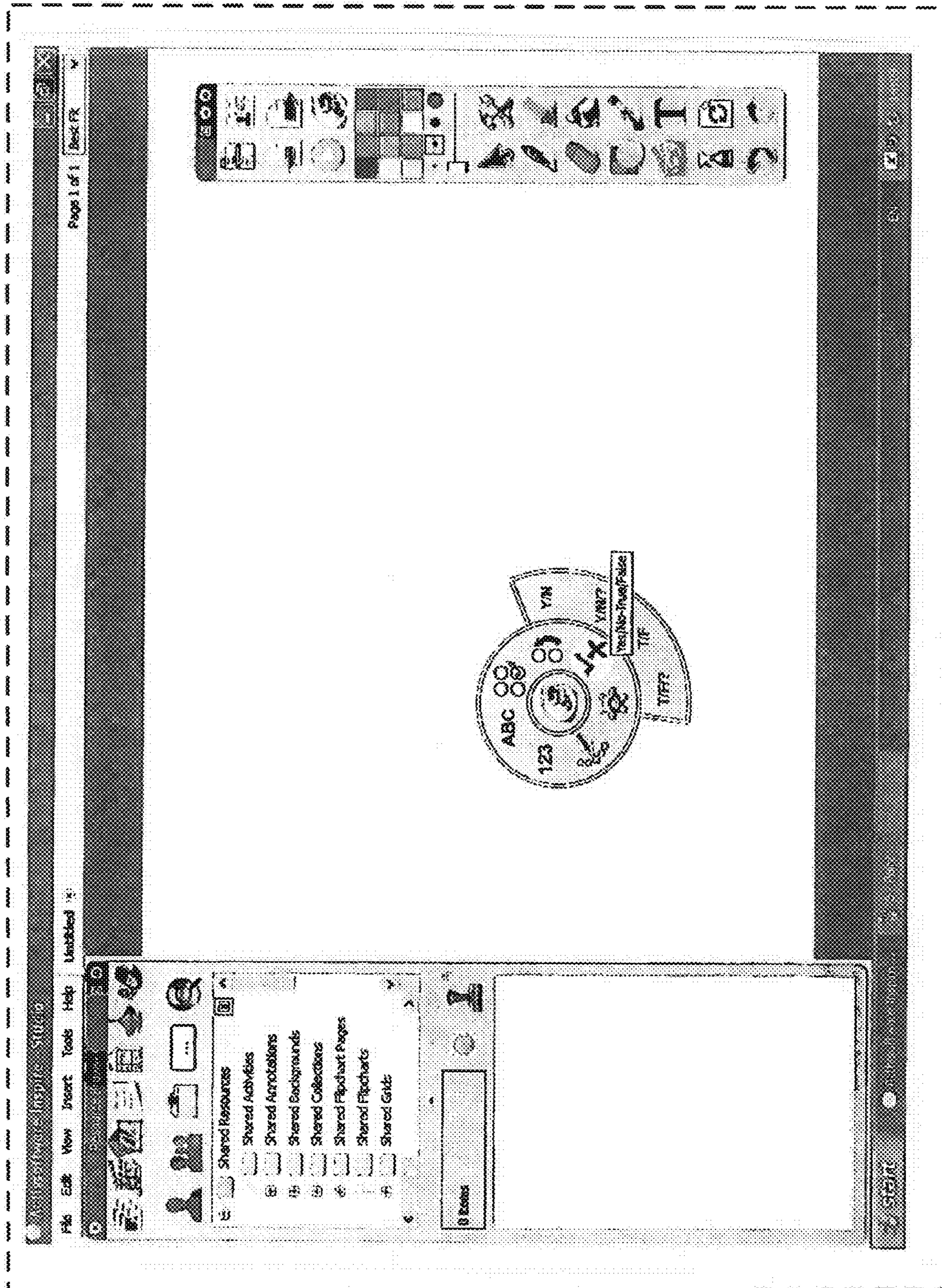


FIG. 3




FIG. 4




FIG. 5




FIG. 6




FIG. 7