



US00D630640S

(12) **United States Design Patent**
Kuo

(10) **Patent No.:** **US D630,640 S**
(45) **Date of Patent:** **** Jan. 11, 2011**

(54) **MOBILE STORAGE DEVICE**

(75) Inventor: **Ling-Mei Kuo, Tu-Cheng (TW)**

(73) Assignee: **Chi Mei Communication Systems, Inc., Tu-Cheng, Taipei County (TW)**

(**) Term: **14 Years**

(21) Appl. No.: **29/338,567**

(22) Filed: **Jun. 15, 2009**

(30) **Foreign Application Priority Data**

Dec. 22, 2008 (CN) 2008 3 0303395

(51) **LOC (9) Cl.** **14-02**

(52) **U.S. Cl.** **D14/480.5**

(58) **Field of Classification Search** D14/411,
D14/433, 435.1, 436, 480.1–480.7, 484.1,
D14/137, 155, 167, 168, 203.1–203.8, 240,
D14/242, 299; D3/201, 273, 11, 265; D13/107,
D13/108, 149, 184; 710/300, 301; 439/131,
439/135–147; D9/522, 529, 575

See application file for complete search history.

(56) **References Cited**

U.S. PATENT DOCUMENTS

D195,772 S *	7/1963	Sanders et al.	D3/205
D263,709 S *	4/1982	Ando	D14/155
D272,419 S *	1/1984	Persch	D9/572
D280,261 S *	8/1985	Chuboff et al.	D3/265
D285,182 S *	8/1986	Wada et al.	D10/57
D296,440 S *	6/1988	Smith et al.	D14/432
D304,550 S *	11/1989	Demarest	D9/529
D329,381 S *	9/1992	Klapwald	D9/529
D345,505 S *	3/1994	Bareiss	D9/529
D414,114 S *	9/1999	Mangold	D9/522
D432,786 S *	10/2000	Rogers	D3/265
D441,953 S *	5/2001	Ben Moshe	D3/265
D462,952 S *	9/2002	Anderson et al.	D14/299
D472,885 S *	4/2003	Kataoka	D14/167
D485,184 S *	1/2004	Hay et al.	D9/522
D490,814 S *	6/2004	Kim	D14/480.1
D514,588 S *	2/2006	Sassano	D14/496

D520,877 S *	5/2006	Toth et al.	D9/522
D523,344 S *	6/2006	Toth et al.	D9/522
D529,387 S *	10/2006	Toth et al.	D9/522
D531,509 S *	11/2006	Mongeon et al.	D9/522

(Continued)

OTHER PUBLICATIONS

A-Data Technology, [online], [retrieved on Mar. 25, 2010]. Retrieved from the Internet <URL: http://www.adata.com.tw/en/product_show.php?ProductNo=AC93ZZZ>.*

(Continued)

Primary Examiner—Cathron C Brooks

Assistant Examiner—Karen E Kearney

(74) *Attorney, Agent, or Firm*—Steven M. Reiss

(57) **CLAIM**

The ornamental design for a mobile storage device, as shown and described.

DESCRIPTION

FIG. 1 is a perspective view of a mobile storage device of my new design;

FIG. 2 is a front elevation view thereof;

FIG. 3 is a rear elevation view thereof;

FIG. 4 is a left side elevation view thereof, the right side elevation view being a mirror image thereof;

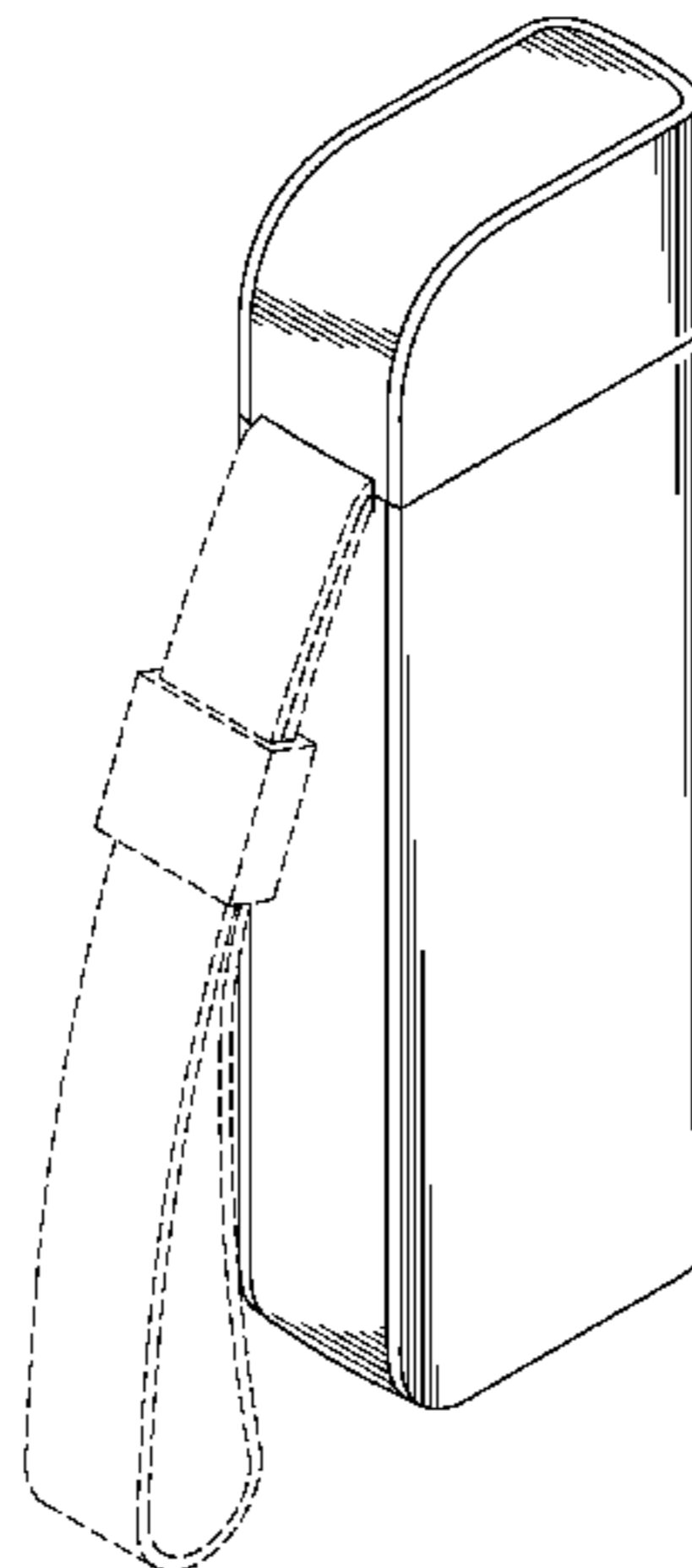
FIG. 5 is a top plan view thereof;

FIG. 6 is a bottom plan view thereof; and,

FIG. 7 is a perspective view of an open state thereof.

The broken lines showing of a strap in all the figures and the USB connector and its surrounding area in FIG. 7 are for the purpose of illustrating unclaimed portions of the mobile storage device and form no part of the claimed design.

1 Claim, 7 Drawing Sheets



US D630,640 S

Page 2

U.S. PATENT DOCUMENTS

D531,906 S *	11/2006	Mongeon et al.	D9/522	D593,066 S *	5/2009	Sheba et al.	D14/203.1
D533,066 S *	12/2006	Mongeon et al.	D9/522	D602,026 S *	10/2009	Lo	D14/480.7
D534,136 S *	12/2006	Voigt et al.	D14/411	D614,494 S *	4/2010	Palmer et al.	D9/516
D535,564 S *	1/2007	Toth et al.	D9/522	D615,410 S *	5/2010	Lett	D9/522
D537,724 S *	3/2007	Toth et al.	D9/522	D616,449 S *	5/2010	Lo	D14/480.7
D538,222 S *	3/2007	Curello et al.	D13/103	D617,198 S *	6/2010	Lee et al.	D9/529
D545,311 S *	6/2007	Wai	D14/356	D621,843 S *	8/2010	Salzedo	D14/480.7
D547,311 S *	7/2007	Chen et al.	D14/356	7,789,680 B2 *	9/2010	Hiew et al.	439/142
D551,232 S *	9/2007	Shih	D14/433	2006/0258196 A1 *	11/2006	Chen et al.	439/141
D552,592 S *	10/2007	Deguchi	D14/167	2009/0258516 A1 *	10/2009	Hiew et al.	439/136
D555,653 S *	11/2007	Tseng	D14/435				
D569,375 S *	5/2008	Yu et al.	D14/385				
D573,889 S *	7/2008	Short et al.	D9/529				
D574,247 S *	8/2008	Maddy	D9/529				
D584,949 S *	1/2009	Mongeon et al.	D9/521				

OTHER PUBLICATIONS

Alibaba.com, [online], [retrieved on Nov. 16, 2006]. Retrieved from the Internet <URL: http://img.alibaba.com/photo/11493648/USB_Flash_Drive.jpg>.*

* cited by examiner

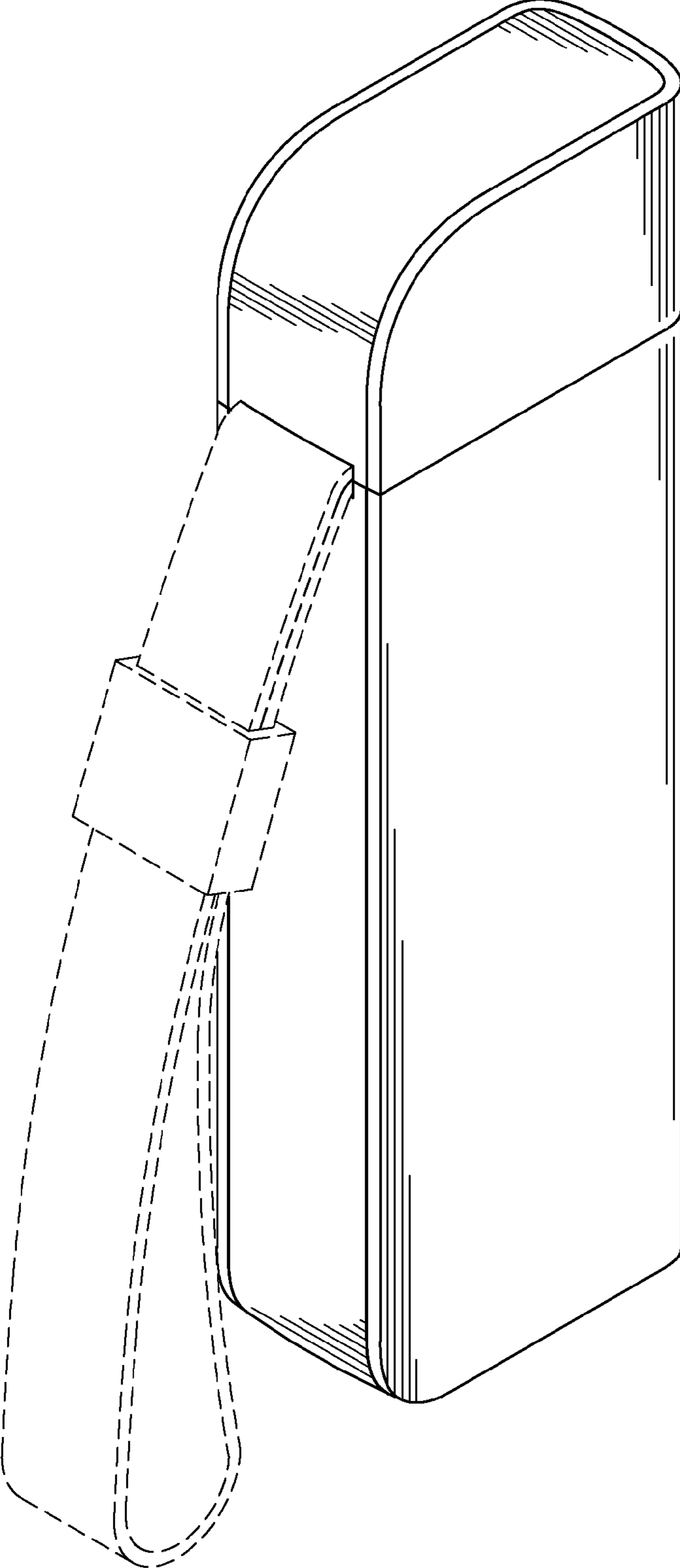


FIG. 1

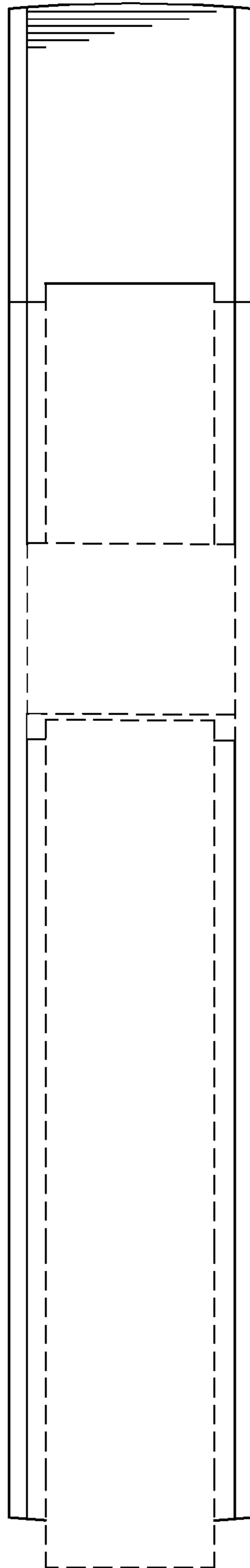


FIG. 2




FIG. 3

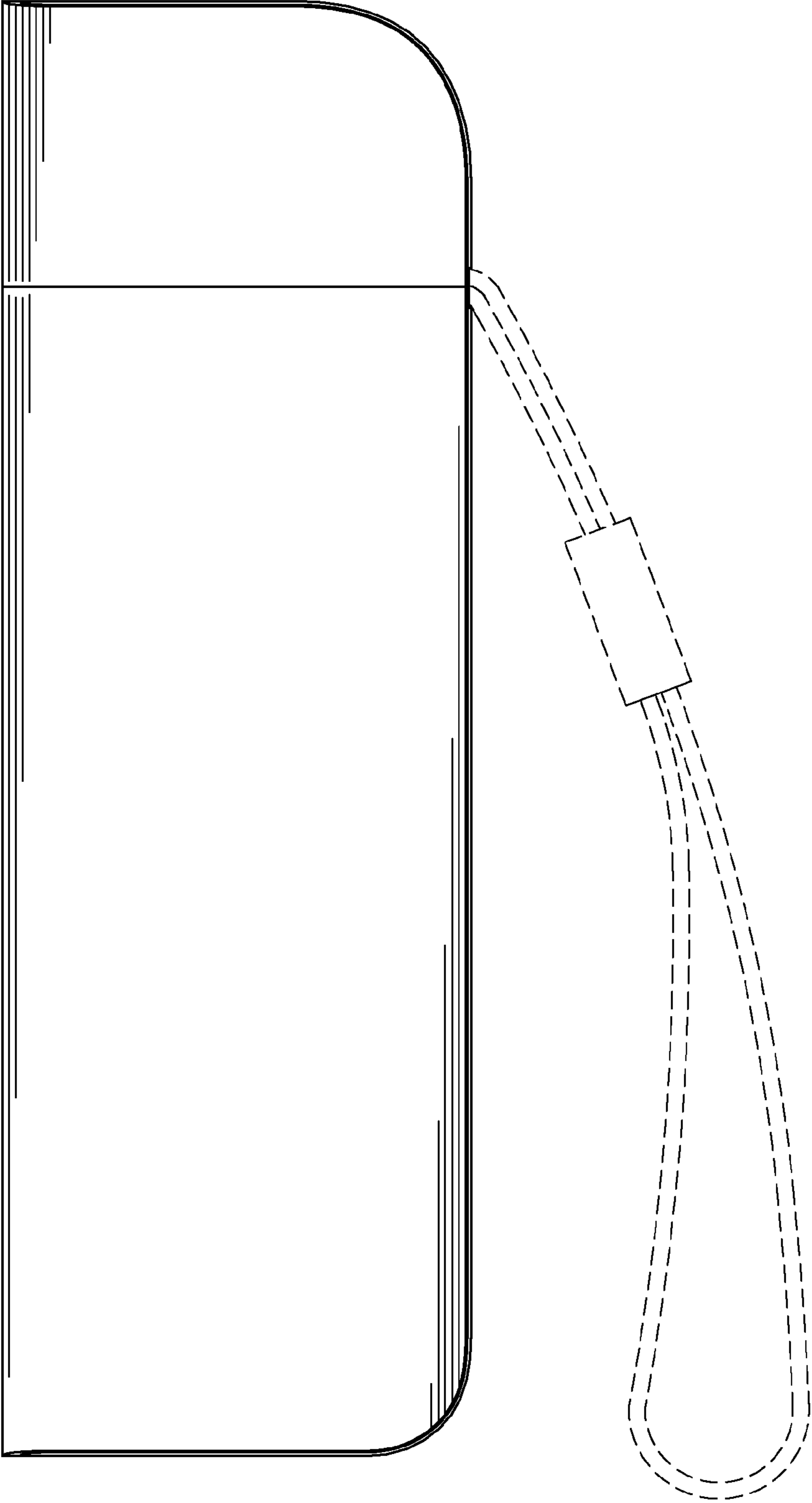


FIG. 4

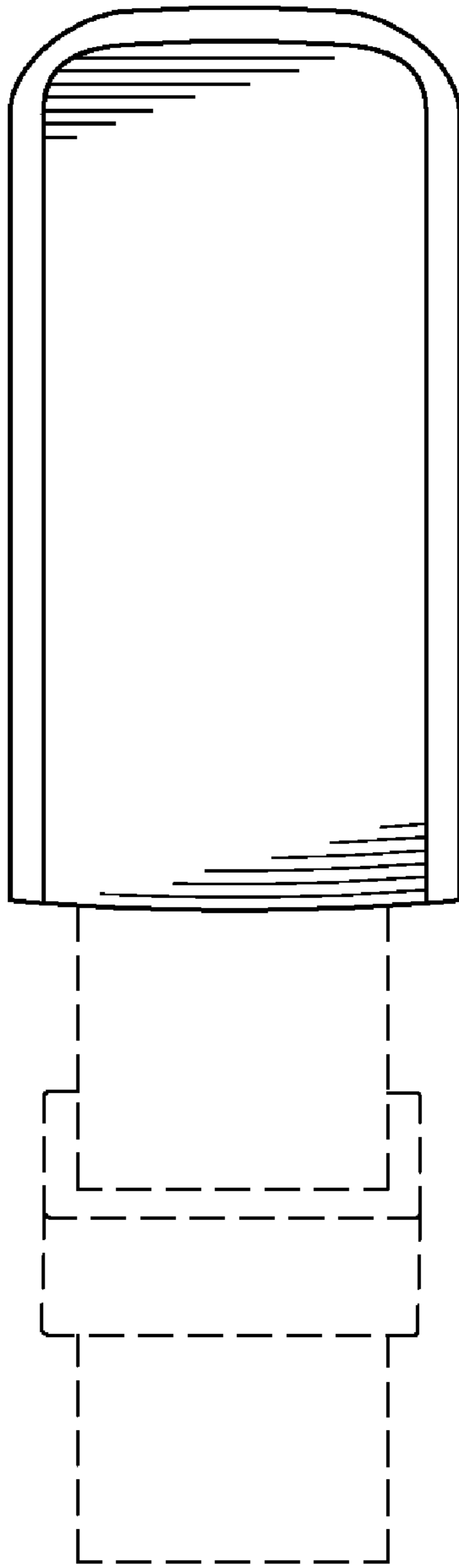


FIG. 5

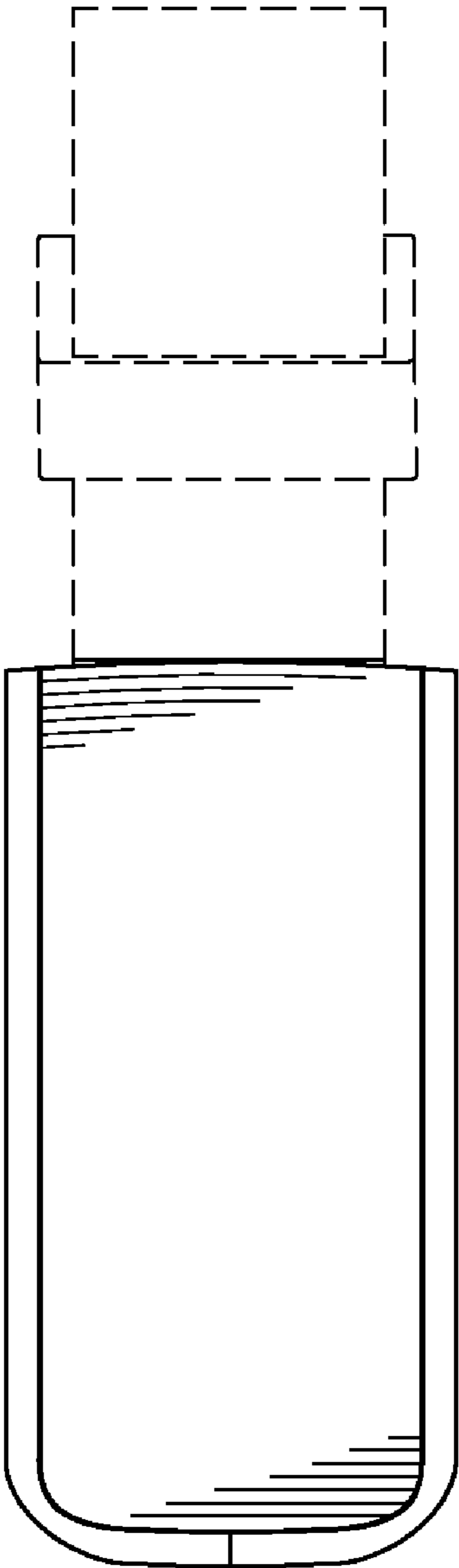


FIG. 6

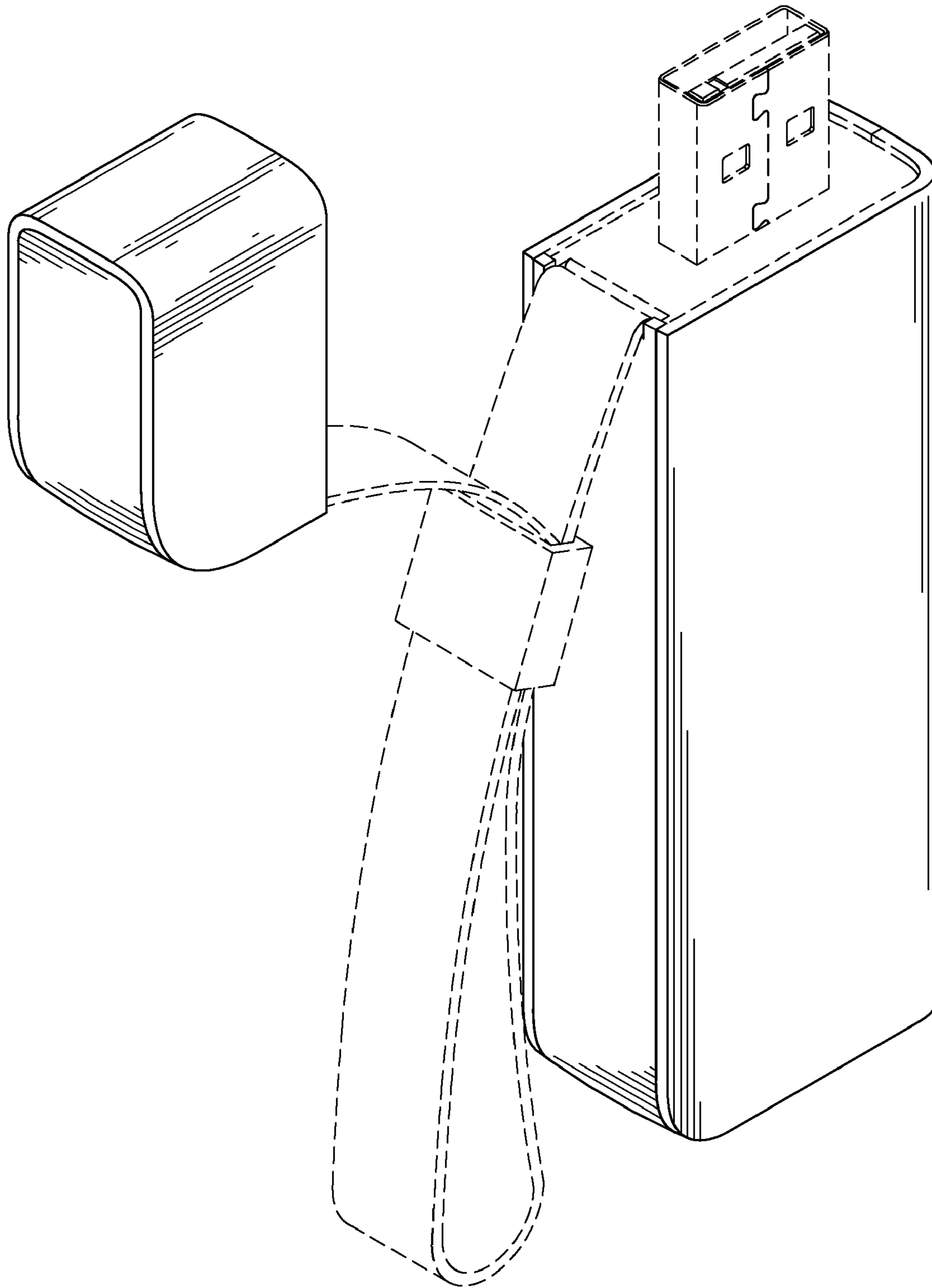


FIG. 7