



US00D630622S

(12) **United States Design Patent**
Lee et al.

(10) **Patent No.:** **US D630,622 S**
(45) **Date of Patent:** **** Jan. 11, 2011**

(54) **BLUE TOOTH EAR SET**

(75) Inventors: **Sung-Ho Lee**, Seoul (KR); **Jong-Chan Kwon**, Yongin-si (KR); **Chang-Hwan Hwang**, Goyang-si (KR)

(73) Assignee: **Samsung Electronics Co., Ltd.**, Suwon-Si (KR)

(**) Term: **14 Years**

(21) Appl. No.: **29/355,190**

(22) Filed: **Feb. 4, 2010**

(30) **Foreign Application Priority Data**

Oct. 19, 2009 (KR) 30-2009-0046014

(51) **LOC (9) Cl.** **14-01**

(52) **U.S. Cl.** **D14/223**

(58) **Field of Classification Search** D14/205, D14/206, 223, 138 R, 188, 192; 181/129, 181/130, 135; 379/430, 433.01; 381/380, 381/381; 455/90.3, 455.2; D13/168
See application file for complete search history.

(56) **References Cited**

U.S. PATENT DOCUMENTS

D395,312 S * 6/1998 Parsadayan et al. D14/218
D478,893 S * 8/2003 Corander D14/218
D543,937 S * 6/2007 Rose et al. D13/110
D559,836 S * 1/2008 Lee D14/223
D562,310 S * 2/2008 Moon et al. D14/223
D565,033 S * 3/2008 Goransson D14/223
D566,693 S * 4/2008 Jensen et al. D14/223
D575,277 S * 8/2008 Gaarde et al. D14/223

D581,396 S * 11/2008 Wikel et al. D14/206
D582,897 S * 12/2008 Christopher et al. D14/223
D582,899 S * 12/2008 Wai D14/223
D585,430 S * 1/2009 Kim et al. D14/223
D590,814 S * 4/2009 Bradford D14/223
D595,272 S * 6/2009 Kim et al. D14/223
D596,166 S * 7/2009 Henning D14/223
D602,005 S * 10/2009 Lee et al. D14/223
D602,006 S * 10/2009 Kim et al. D14/223
D602,007 S * 10/2009 Lee et al. D14/223
D602,476 S * 10/2009 Lee et al. D14/223
D602,477 S * 10/2009 Lee et al. D14/223
D617,779 S * 6/2010 Nylen D14/223
D622,266 S * 8/2010 Tzeng et al. D14/223

* cited by examiner

Primary Examiner—Paula Greene

(74) *Attorney, Agent, or Firm*—Staas & Halsey LLP

(57) **CLAIM**

The ornamental design for a blue tooth ear set, as shown and described.

DESCRIPTION

FIG. 1 is a front perspective view of a blue tooth ear set; FIG. 2 is a front view of the blue tooth ear set of FIG. 1; FIG. 3 is a rear view of the blue tooth ear set of FIG. 1; FIG. 4 is a left-side view of the blue tooth ear set of FIG. 1; FIG. 5 is a right-side view of the blue tooth ear set of FIG. 1; FIG. 6 is a top plan view of the blue tooth ear set of FIG. 1; and, FIG. 7 is a bottom plan view of the blue tooth ear set of FIG. 1.

1 Claim, 5 Drawing Sheets

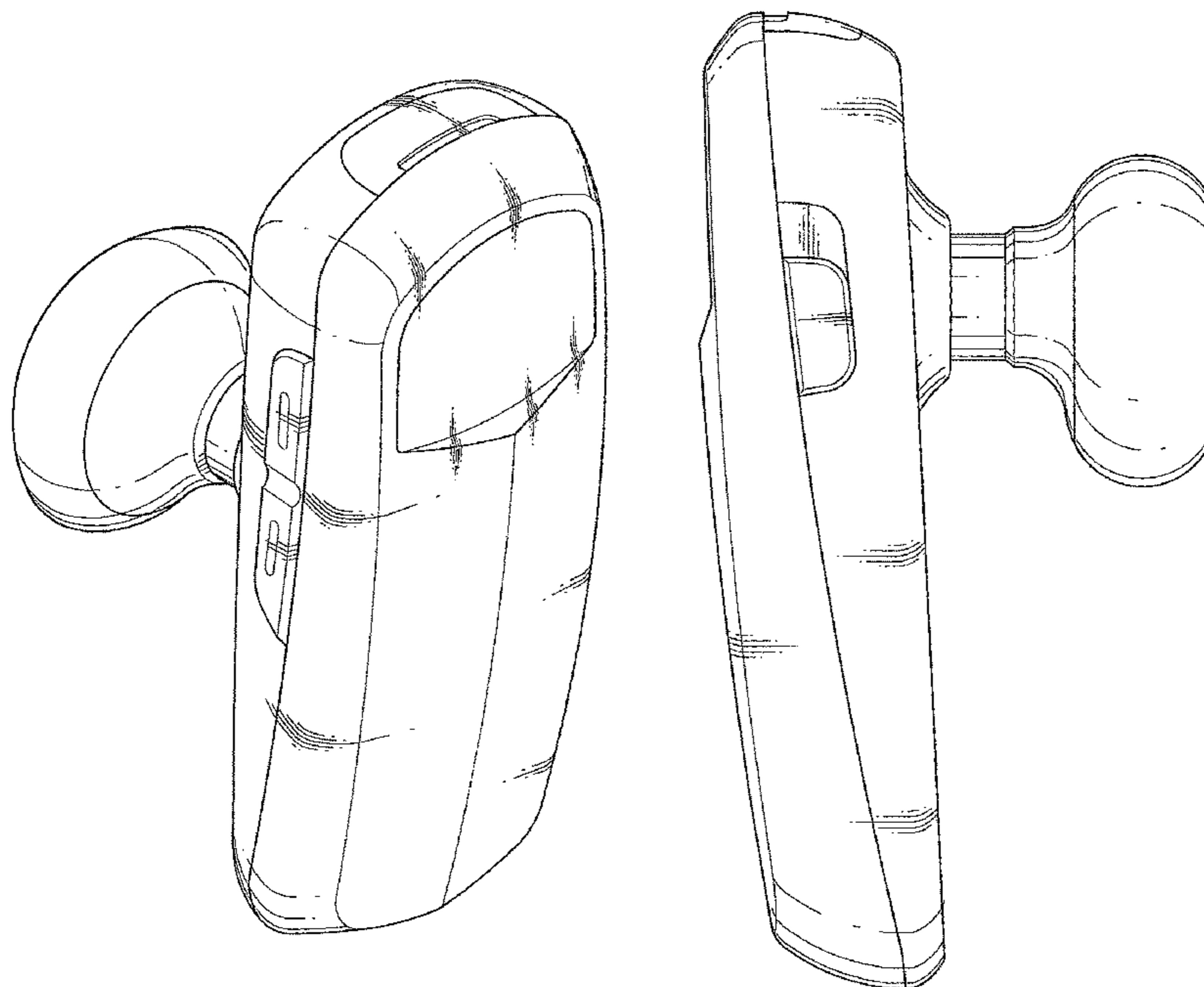


FIG.1

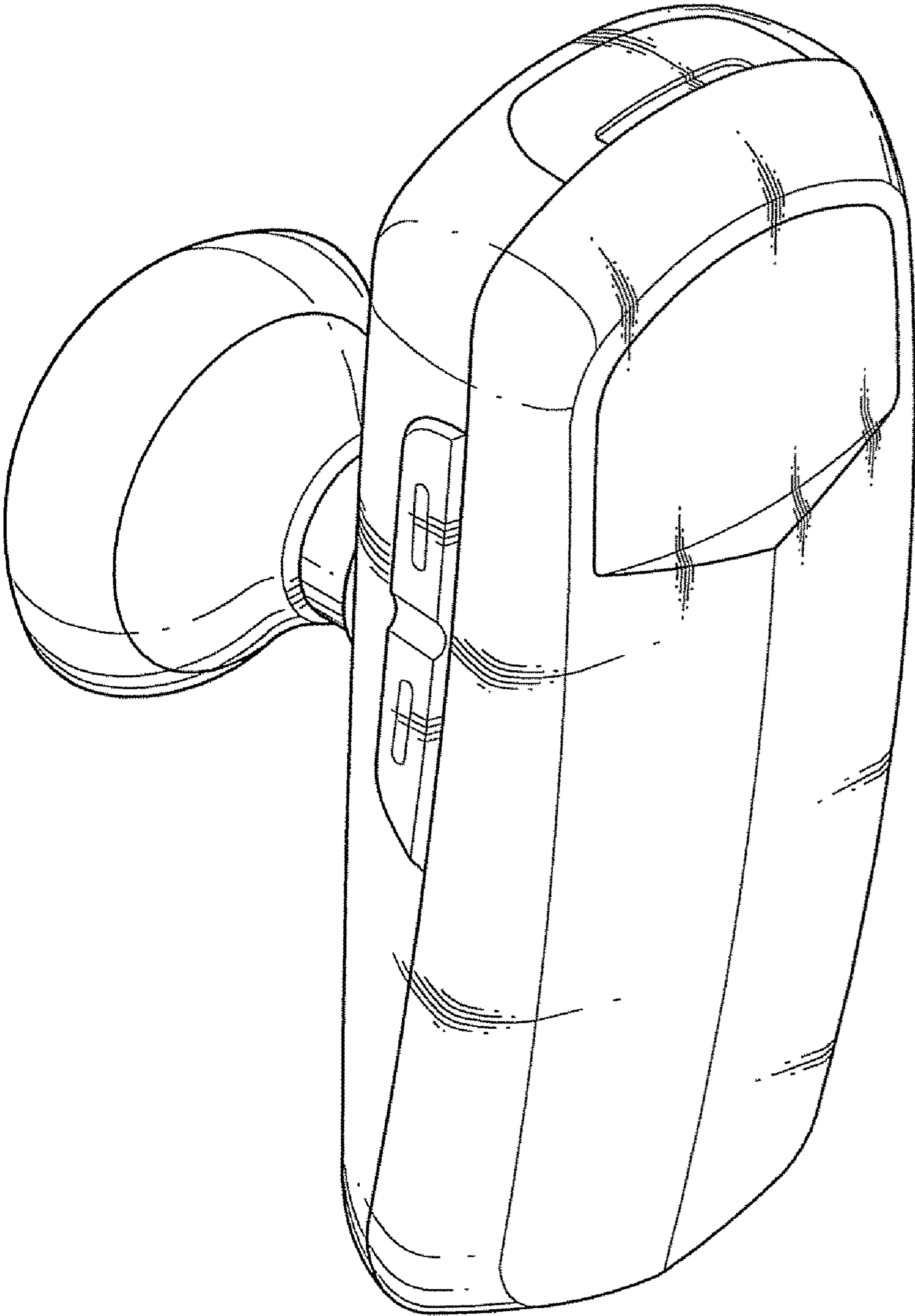


FIG.2

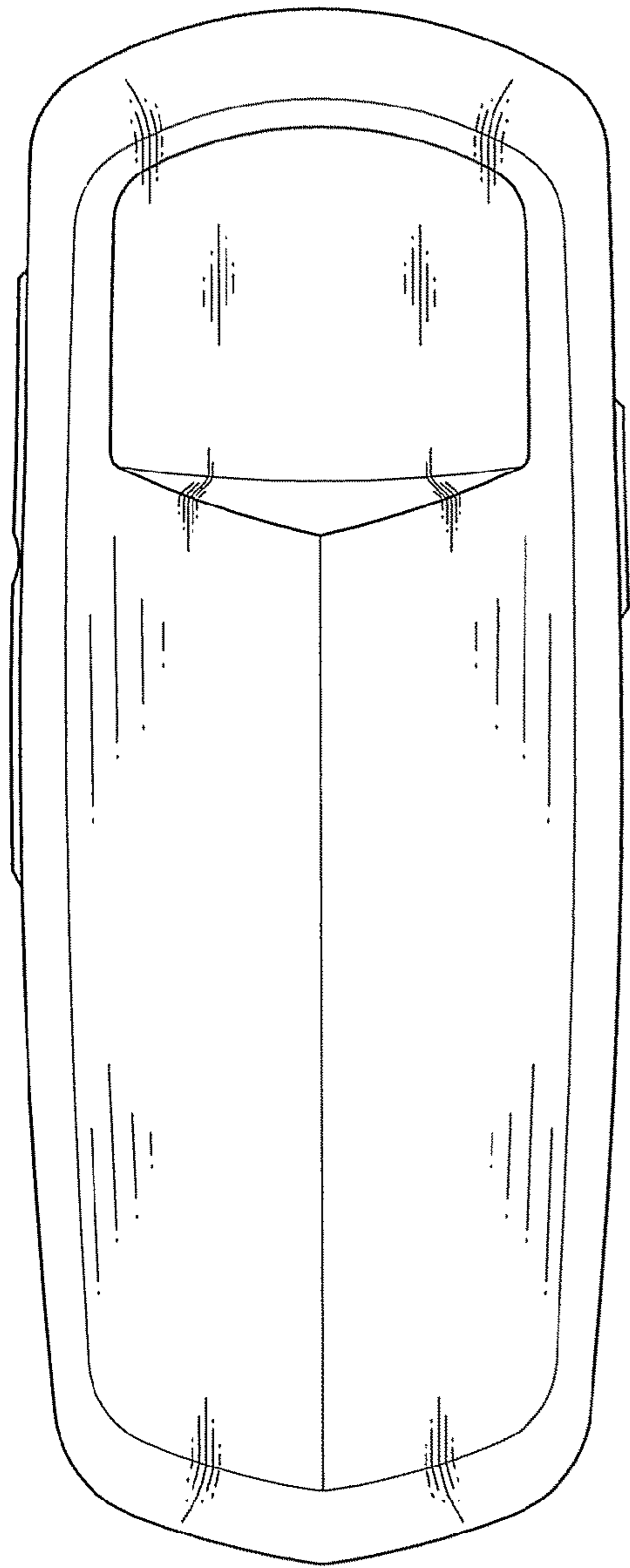


FIG.3

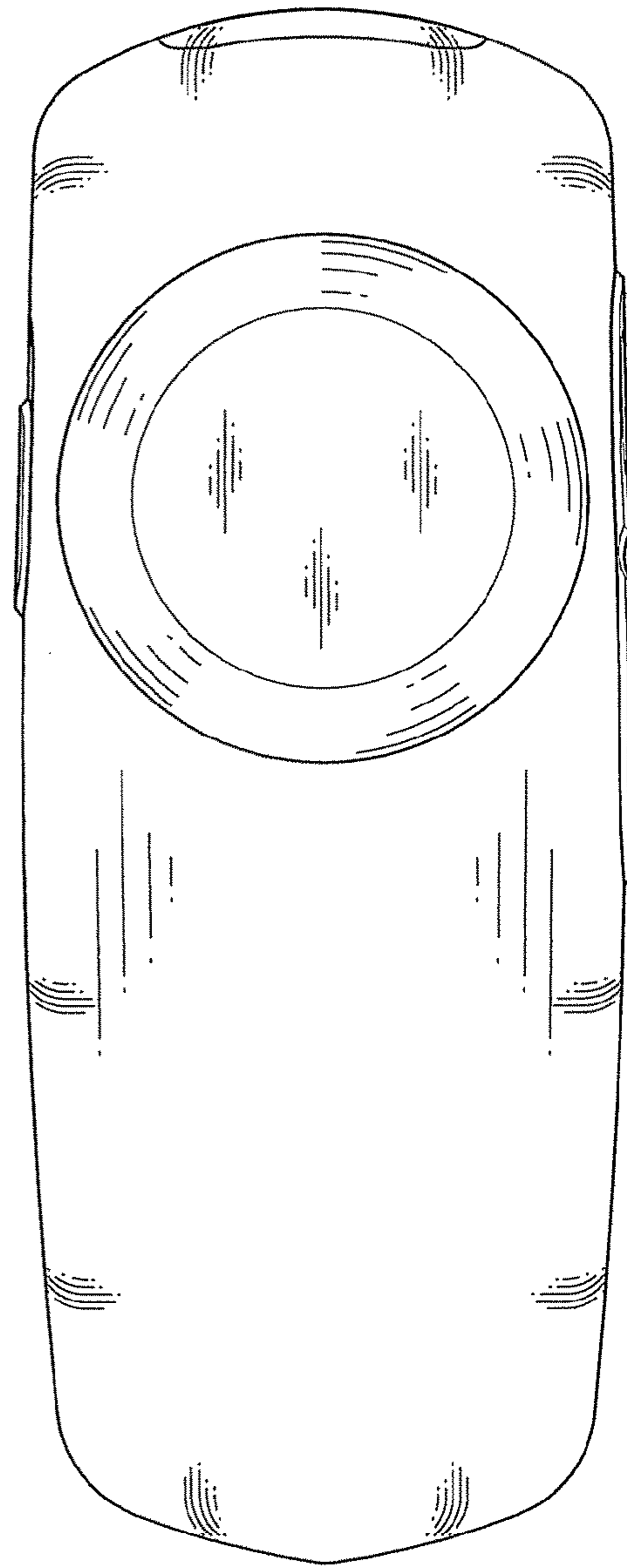


FIG. 4

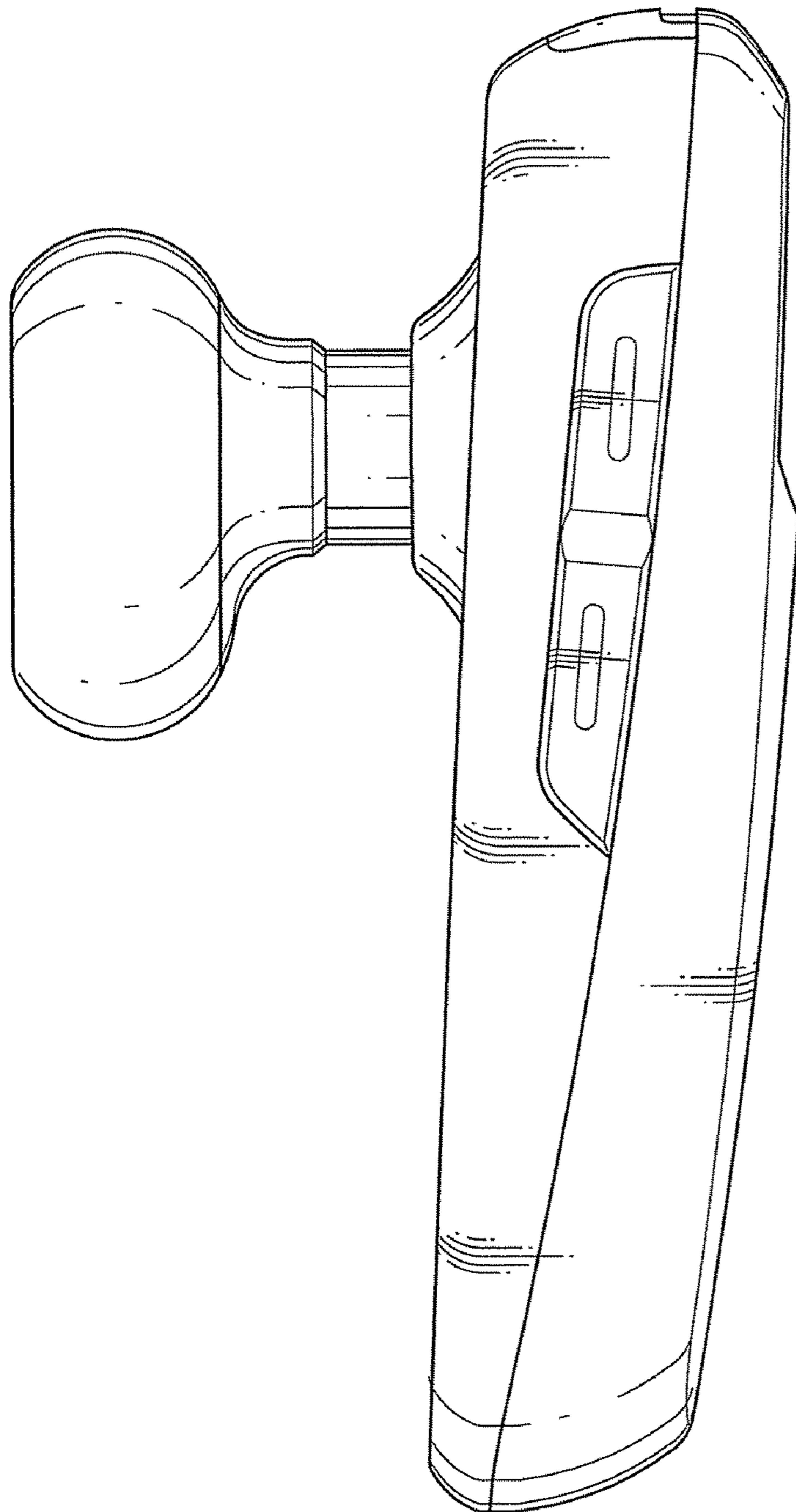


FIG.5

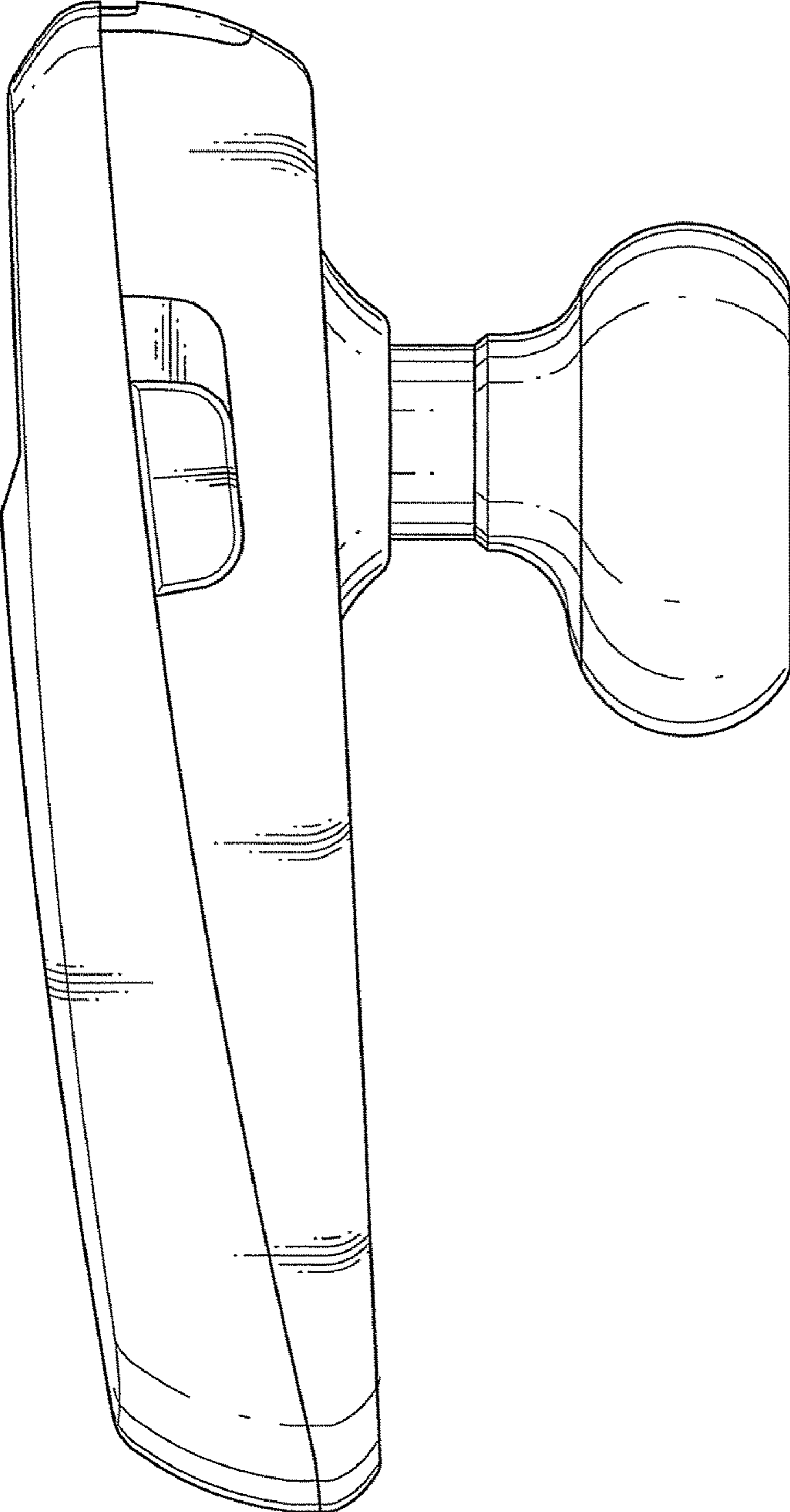


FIG.6

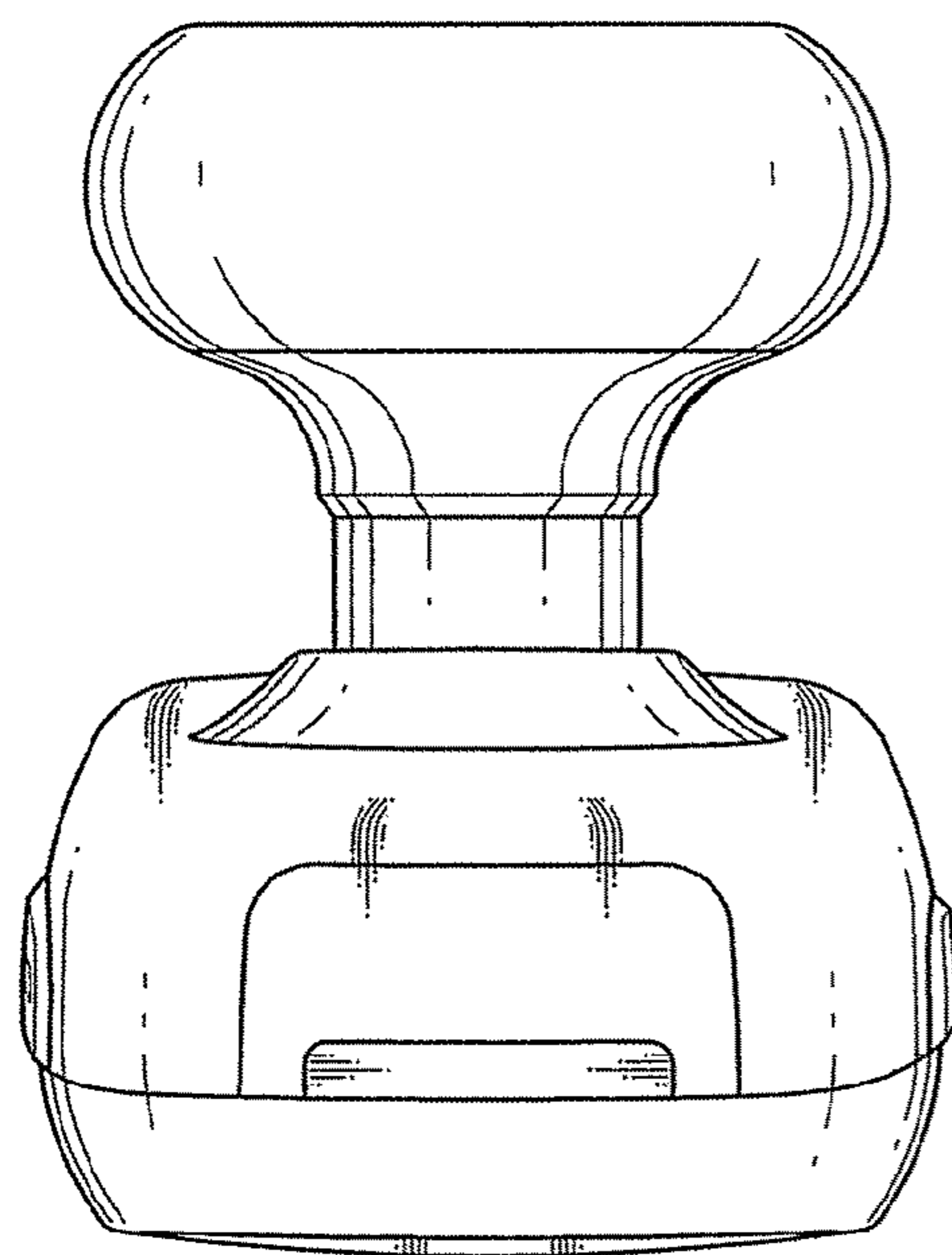


FIG.7

