



US00D630573S

(12) **United States Design Patent**
Pedrini

(10) **Patent No.:** **US D630,573 S**
(45) **Date of Patent:** **** Jan. 11, 2011**

(54) **BICYCLE CARRIER**

(76) Inventor: **Fabio Pedrini**, 24/2° Via Boccherini
40033, Casalecchio di Reno, Bologna
(IT)

(**) Term: **14 Years**

(21) Appl. No.: **29/355,011**

(22) Filed: **Feb. 1, 2010**

(51) **LOC (9) Cl.** **12-11**

(52) **U.S. Cl.** **D12/408**

(58) **Field of Classification Search** D12/406-408,
D12/412, 115, 120, 223; 224/400, 412, 488,
224/489, 493, 522-537, 42.11, 42.21, 309,
224/324, 492, 511; D8/74, 349, 373, 394;
248/226.11, 229.1, 230.5, 309.1; 211/17

See application file for complete search history.

(56) **References Cited**

U.S. PATENT DOCUMENTS

4,830,250	A	5/1989	Newbold et al.	
D329,035	S *	9/1992	Blackburn et al. D12/408
5,495,970	A	3/1996	Pedrini	
D412,482	S *	8/1999	Chen D12/408
6,772,927	B2	8/2004	Bogoslofski	
2006/0138186	A1	6/2006	Pedrini	

OTHER PUBLICATIONS

Solo trunk rack on p. 1 of 6.. © 2006-2010. [Retrieved on Jun. 24, 2010]. Retrieved from the Internet <URL: <http://www.saris.com/bike-racks/vehicle-racks/trunk-racks.html>>.*

Sentinel-2 Rack, <http://www.saris.com/p-198-sentinel-2-bike.aspx>, Apr. 6, 2010, Saris Cycling Group, Inc.

Sentinel-3 Rack, <http://www.saris.com/p-199-sentinel-3-bike.aspx>, Apr. 6, 2010, Saris Cycling Group, Inc.

Little Joe 3 Rack, <http://www.yakima.com/racks/bike-racks/product/8002617/littlejoe-3.aspx>, Apr. 6, 2010, Yakima Products.

Model 102A Rack, <http://allenracks.com/subpages/productsNew/trunk/102a.php>, Apr. 6, 2010, Allen Sports.

Model 103A Rack, <http://allenracks.com/subpages/productsNew/trunk/103a.php>, Apr. 6, 2010, Allen Sports.

F1B "Original" Trunk Racks, <http://www.hollywoodracks.com/trunk-racks/F1B-trunk-rack.com>, Apr. 6, 2010, Hollywood Racks.

* cited by examiner

Primary Examiner—Philip S Hyder

Assistant Examiner—Linda G. Brooks

(74) *Attorney, Agent, or Firm*—Boyle Fredrickson, S.C.

(57) **CLAIM**

The ornamental design for a bicycle carrier, as shown and described.

DESCRIPTION

FIG. 1 is an isometric view of a bicycle carrier in accordance with my new design:

FIG. 2 is a right side elevation thereof, wherein the left side elevation is a mirror image of the right side elevation;

FIG. 3 is a bottom plan view thereof;

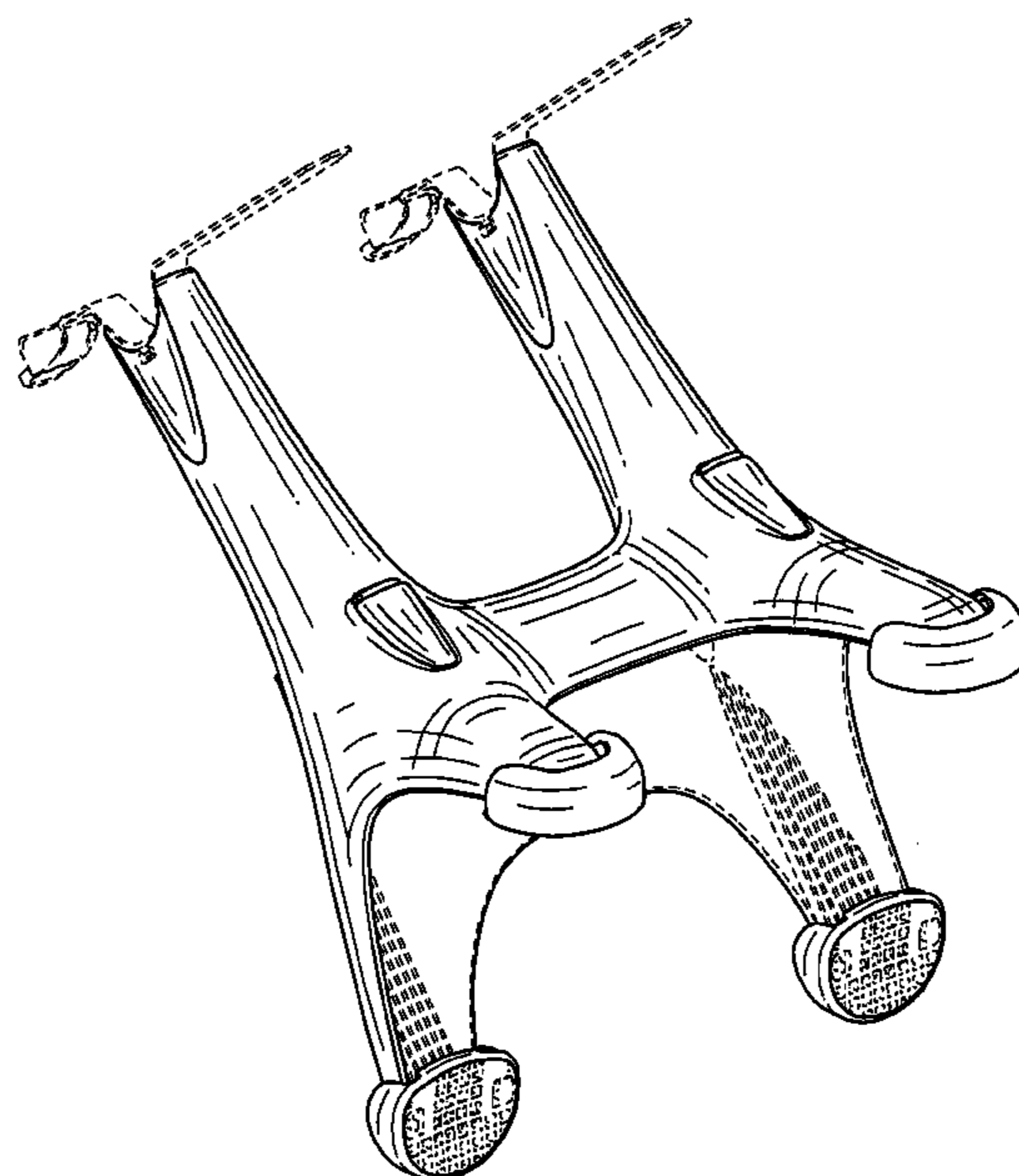
FIG. 4 is a rear elevation view thereof;

FIG. 5 is a top plan view thereof; and,

FIG. 6 is a front elevation view thereof.

The broken lines on the interior surfaces in FIGS. 1, 3, 5 and 6 adjacent the outer edges indicate that the interior surfaces form no part of the claimed design. The other broken lines illustrate features of the bicycle carrier that form no part of the claimed design.

1 Claim, 6 Drawing Sheets



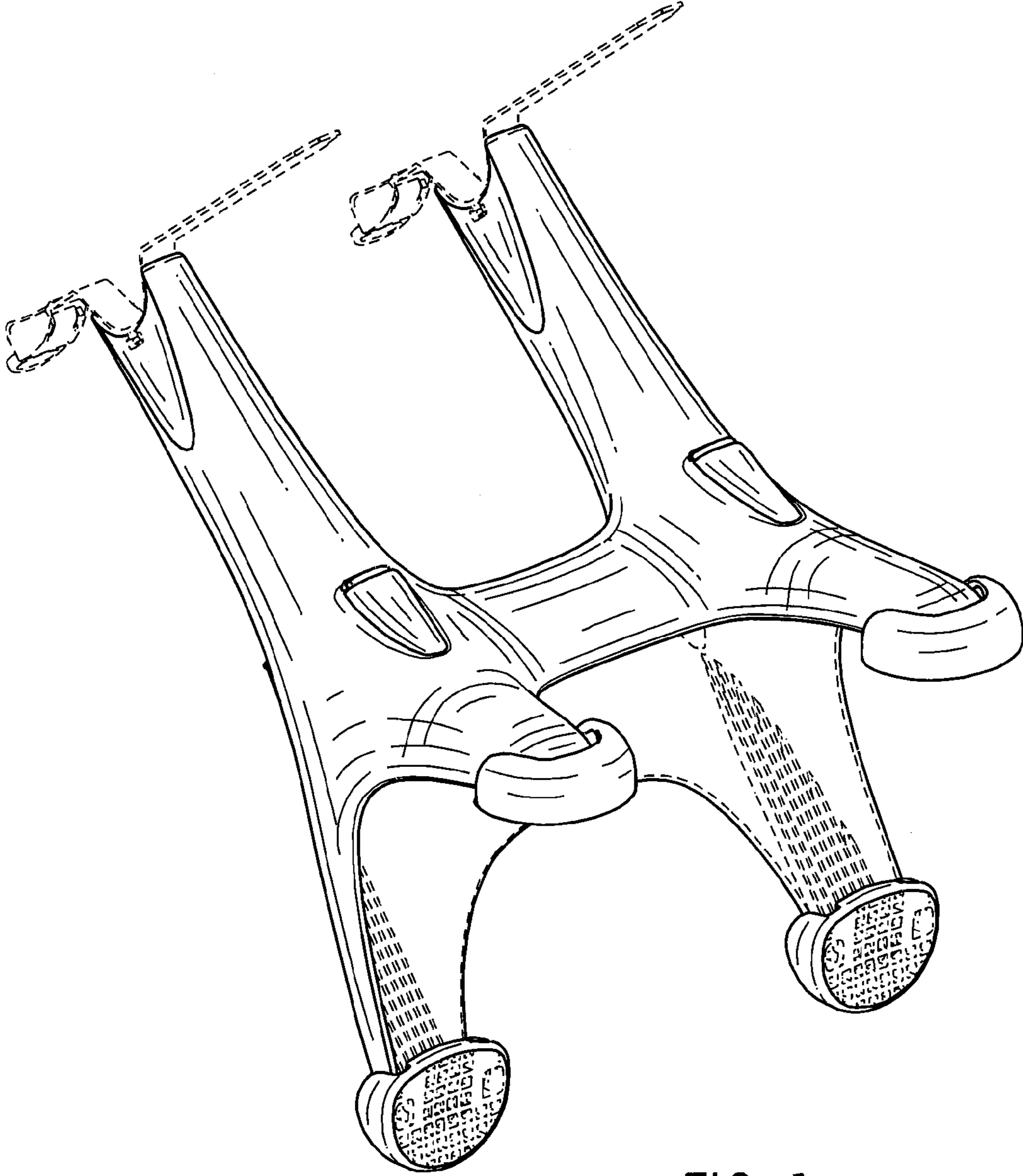


FIG. 1

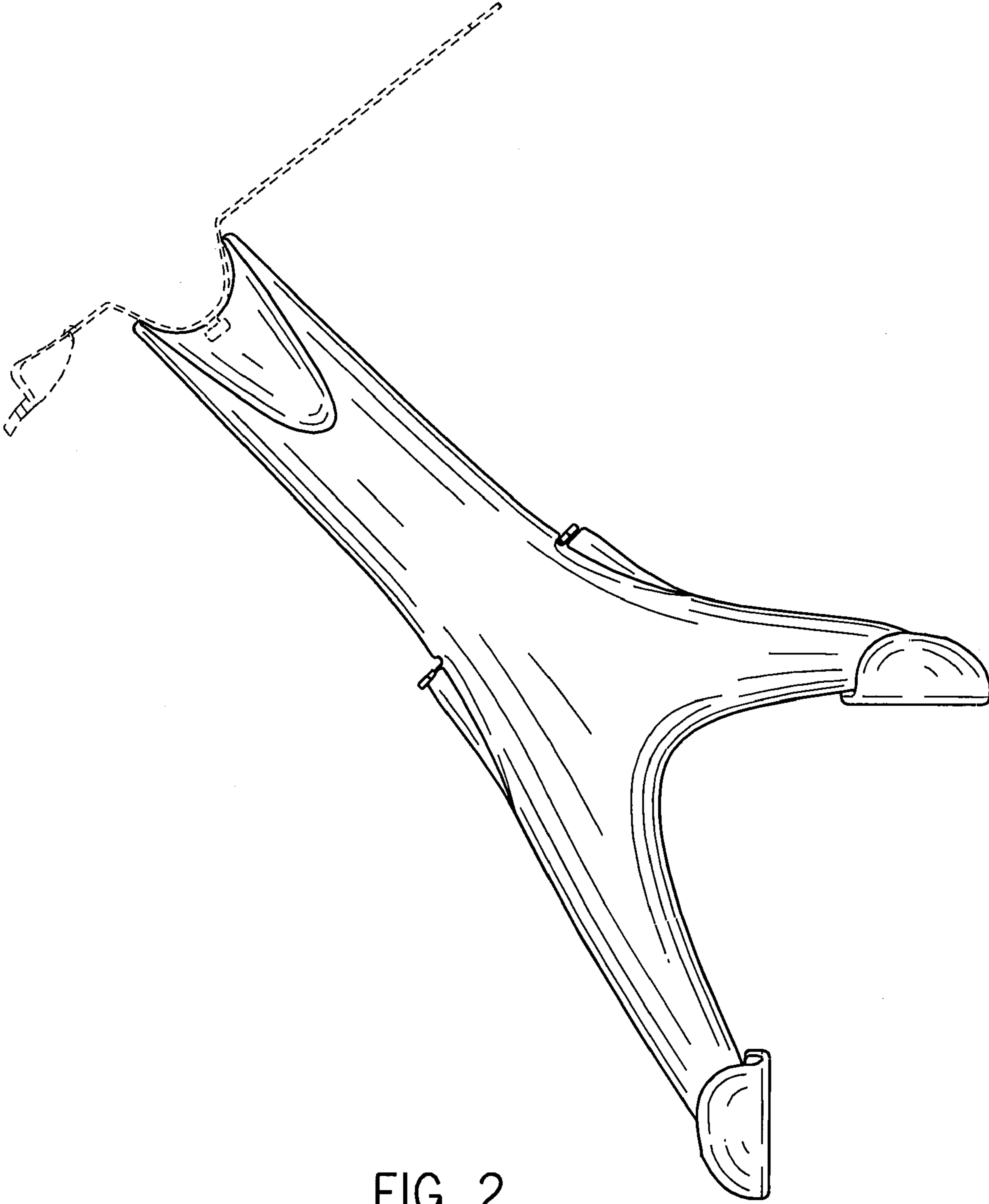


FIG. 2

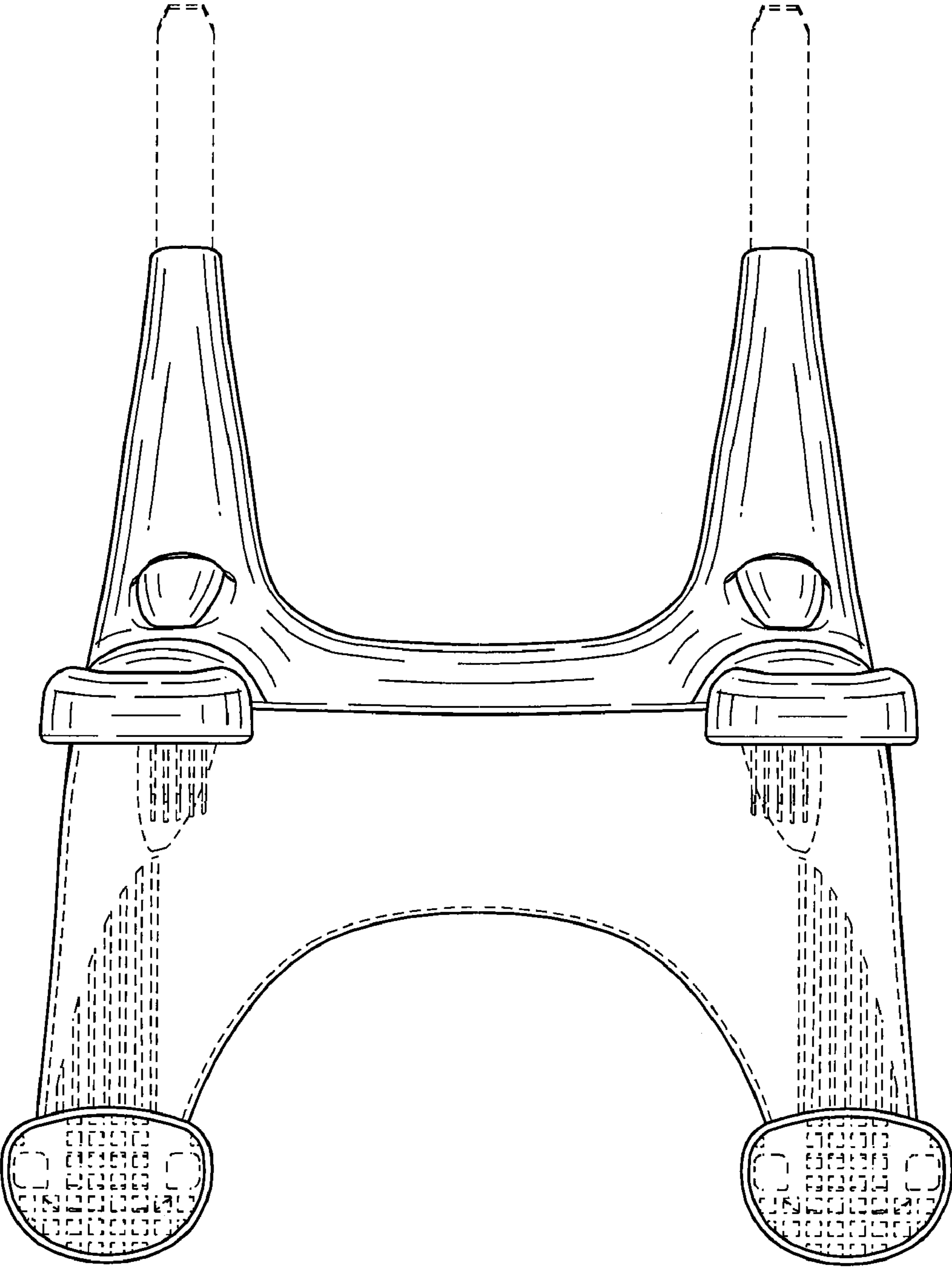


FIG. 3

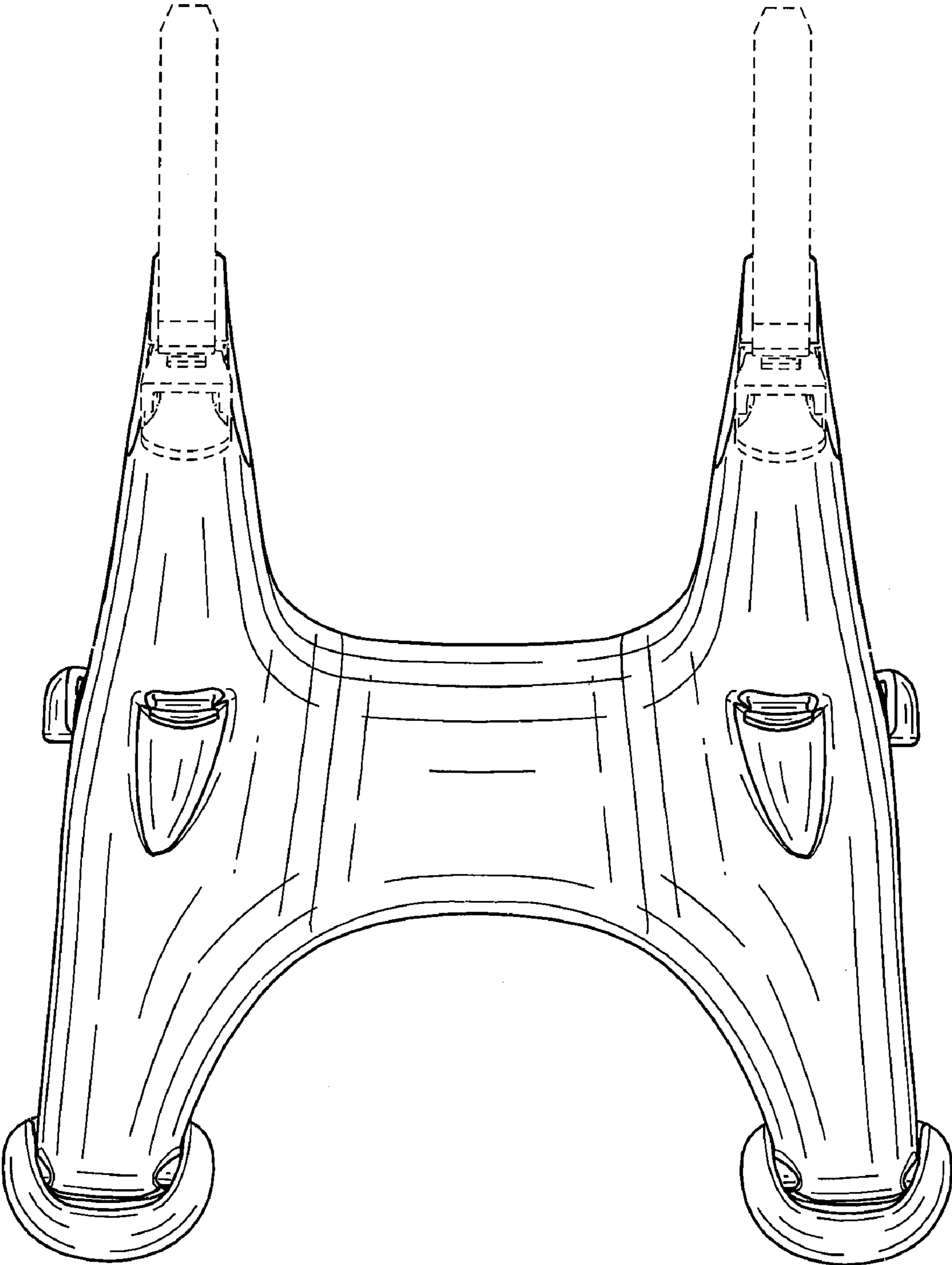


FIG. 4

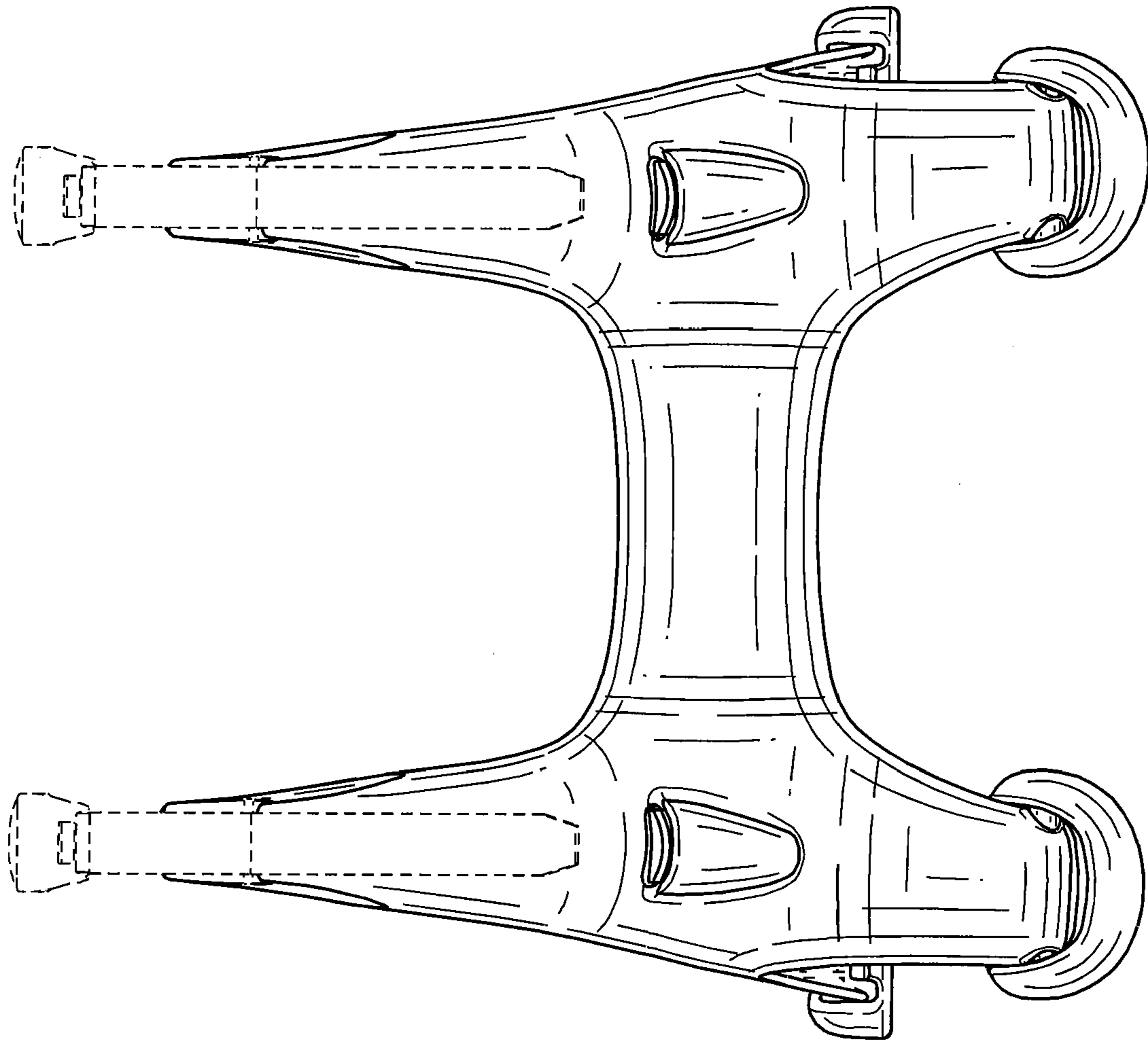


FIG. 5

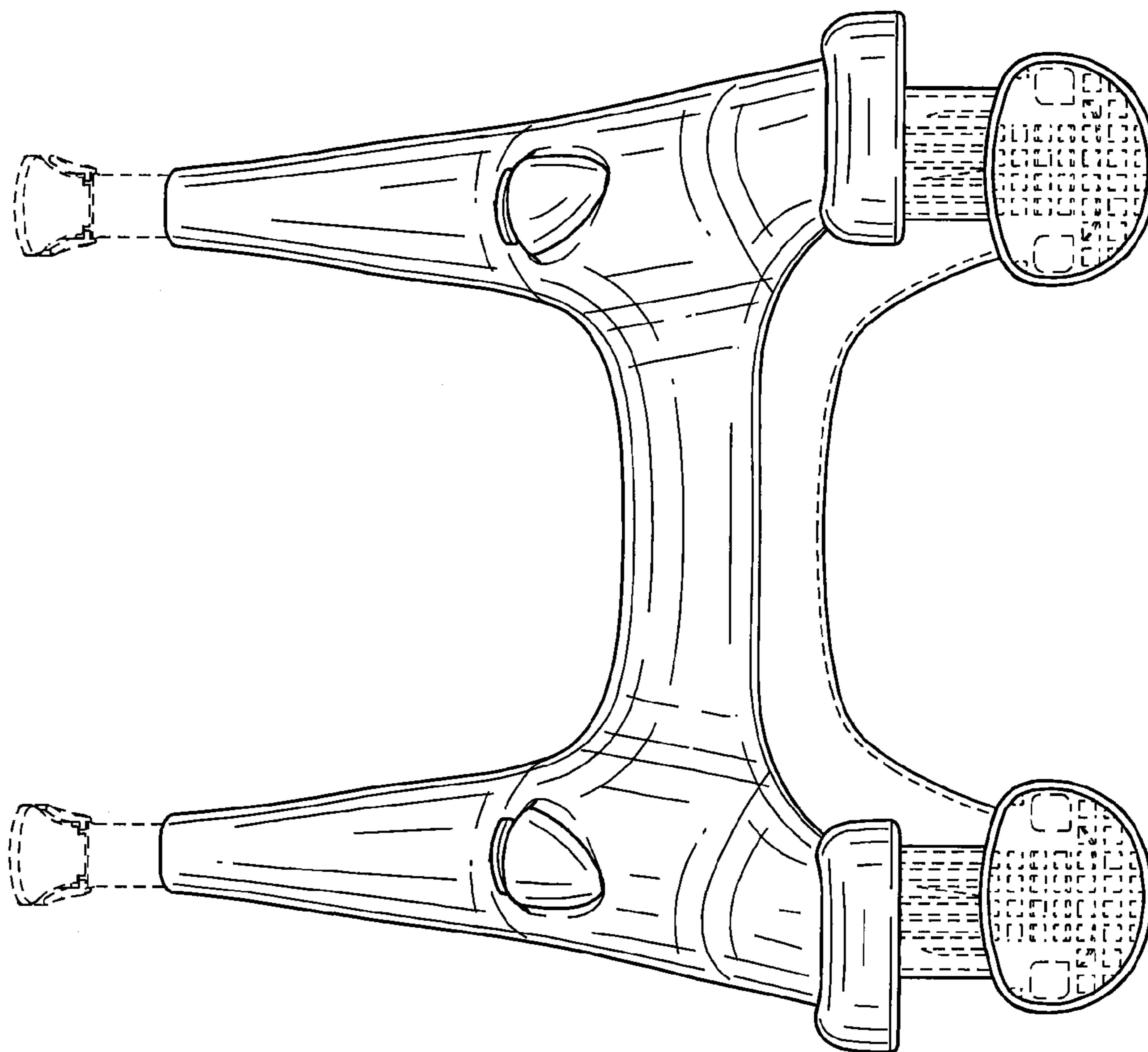


FIG. 6