



US00D630562S

(12) **United States Design Patent**
Larson et al.

(10) **Patent No.:** **US D630,562 S**
(45) **Date of Patent:** **** Jan. 11, 2011**

(54) **REAR PORTION OF AN AUTOMOBILE**

(75) Inventors: **Grant Larson**, Ludwigsburg (DE);
Shuichi Yamashita, Gerlingen (DE)

(73) Assignee: **Dr. Ing. h.c. F. Porsche AG**, Stuttgart (DE)

(**) Term: **14 Years**

(21) Appl. No.: **29/327,798**

(22) Filed: **Nov. 13, 2008**

(30) **Foreign Application Priority Data**

May 15, 2008 (DE) 402008002323

(51) **LOC (9) Cl.** **12-16**

(52) **U.S. Cl.** **D12/196**

(58) **Field of Classification Search** D12/196,
D12/90-92, 86, 88; 296/181.1, 181.5
See application file for complete search history.

(56) **References Cited**

U.S. PATENT DOCUMENTS

D526,945 S * 8/2006 Lai D12/196
D551,120 S * 9/2007 De Bruijn D12/92
D576,523 S * 9/2008 Battams et al. D12/88
D581,336 S * 11/2008 Gabath et al. D12/196

D590,301 S * 4/2009 Saracoglu D12/92
D592,553 S * 5/2009 Larson et al. D12/92
D606,475 S * 12/2009 Larson et al. D12/196
D606,476 S * 12/2009 Larson et al. D12/196

* cited by examiner

Primary Examiner—Melody N Brown

(57) **CLAIM**

The ornamental design for the rear portion of an automobile, as shown and described.

DESCRIPTION

FIG. 1 is a front, perspective view of the rear portion of an automobile, showing my new invention;

FIG. 2 is a rear, perspective view thereof;

FIG. 3 is a left-side elevation view thereof;

FIG. 4 is a right-side elevation view thereof;

FIG. 5 is a top view plan thereof;

FIG. 6 is a rear elevation view thereof;

FIG. 7 is a rear perspective view thereof, taken from a lower angle than FIG. 6; and,

FIG. 8 is a top perspective view thereof, taken from a slightly higher angle.

1 Claim, 4 Drawing Sheets






FIG. 1



FIG. 2

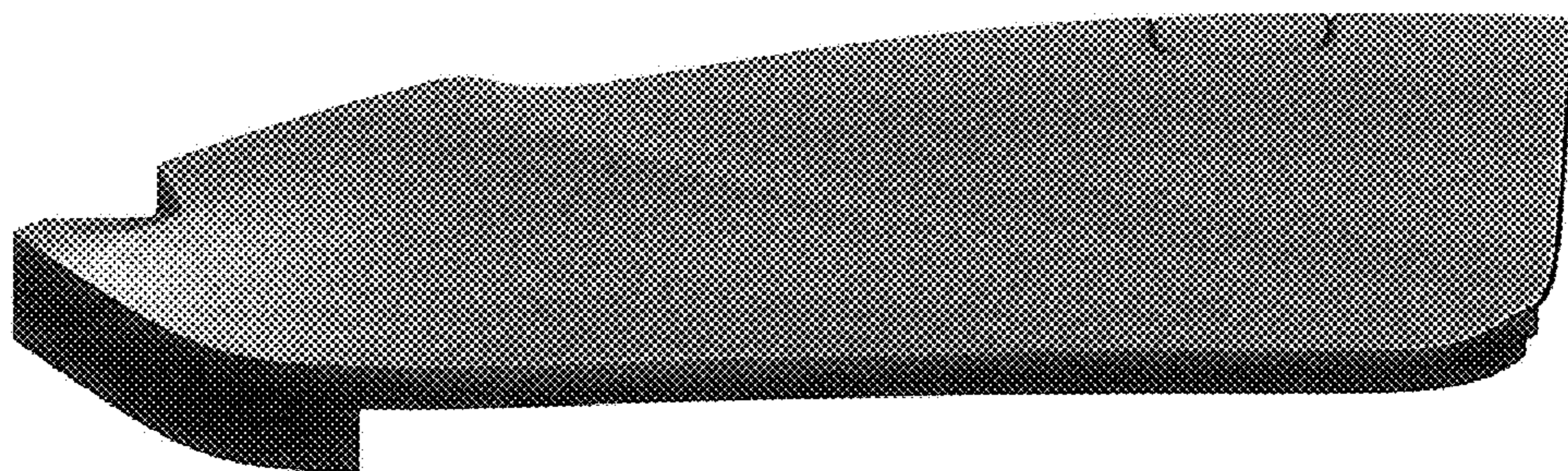


FIG. 3




FIG. 4




FIG. 5




FIG. 6




FIG. 7




FIG. 8