



US00D630545S

(12) **United States Design Patent**
Akbik

(10) **Patent No.:** **US D630,545 S**
(45) **Date of Patent:** **** Jan. 11, 2011**

(54) **HANGING ORNAMENT**

(76) **Inventor:** **Mouwafa S. Akbik**, 3102 Commercial Ave., Madison, WI (US) 53714

(**) **Term:** **14 Years**

(21) **Appl. No.:** **29/369,490**

(22) **Filed:** **Sep. 9, 2010**

D374,638 S *	10/1996	Jacobson et al.	D11/121
D387,396 S *	12/1997	Chao	D21/453
D399,780 S *	10/1998	Kauderer	D11/131
D408,319 S *	4/1999	Byers	D11/118
D413,078 S *	8/1999	Hanson	D11/141
6,048,590 A *	4/2000	Phillips	428/9
6,139,168 A *	10/2000	Gary et al.	362/249.19
D449,792 S *	10/2001	Nadeau et al.	D11/141

Related U.S. Application Data

(62) Division of application No. 29/353,416, filed on Jan. 8, 2010, now Pat. No. Des. 626,027.

(51) **LOC (9) Cl.** **11-05**

(52) **U.S. Cl.** **D11/121**

(58) **Field of Classification Search** D11/5,
D11/40, 42, 117, 119, 121, 124, 125, 127,
D11/131, 132, 133, 134, 141, 142, 157, 158;
428/7-12

See application file for complete search history.

(56) **References Cited**

U.S. PATENT DOCUMENTS

1,216,580 A *	2/1917	Levi	428/7
1,963,053 A *	6/1934	Powers	5/256
1,963,054 A *	6/1934	Powers	5/256
1,976,093 A *	10/1934	Raymond	428/28
2,107,677 A *	2/1938	Sexton	428/222
2,108,002 A *	2/1938	Smith et al.	40/440
2,197,577 A *	4/1940	Crosser	428/28
2,662,336 A *	12/1953	Zalkind	446/170
D174,665 S *	5/1955	Tessitore	D11/121
D181,256 S *	10/1957	Johnson	D11/121
D181,358 S *	11/1957	Johnson	D11/121
3,751,025 A *	8/1973	Beery et al.	267/166.1
D234,789 S *	4/1975	Rosenberg	D30/160
D234,790 S *	4/1975	Rosenberg	D30/160
5,336,536 A *	8/1994	Oberzan	428/8
D353,235 S *	12/1994	D'Angelico	D30/160
5,374,217 A *	12/1994	Olson	472/57
D371,087 S *	6/1996	Jacobson	D11/121

(Continued)

OTHER PUBLICATIONS

U.S. Appl. No. 29/353,666, filed Jan. 12, 2010, Akbik.

(Continued)

Primary Examiner—Stella M Reid
Assistant Examiner—Elizabeth J Oswecki
(74) *Attorney, Agent, or Firm*—Lathrop & Clark LLP

(57) **CLAIM**

The ornamental design for a hanging ornament, as shown and described.

DESCRIPTION

FIG. 1 is a top, side, perspective view of a hanging ornament showing my new design;

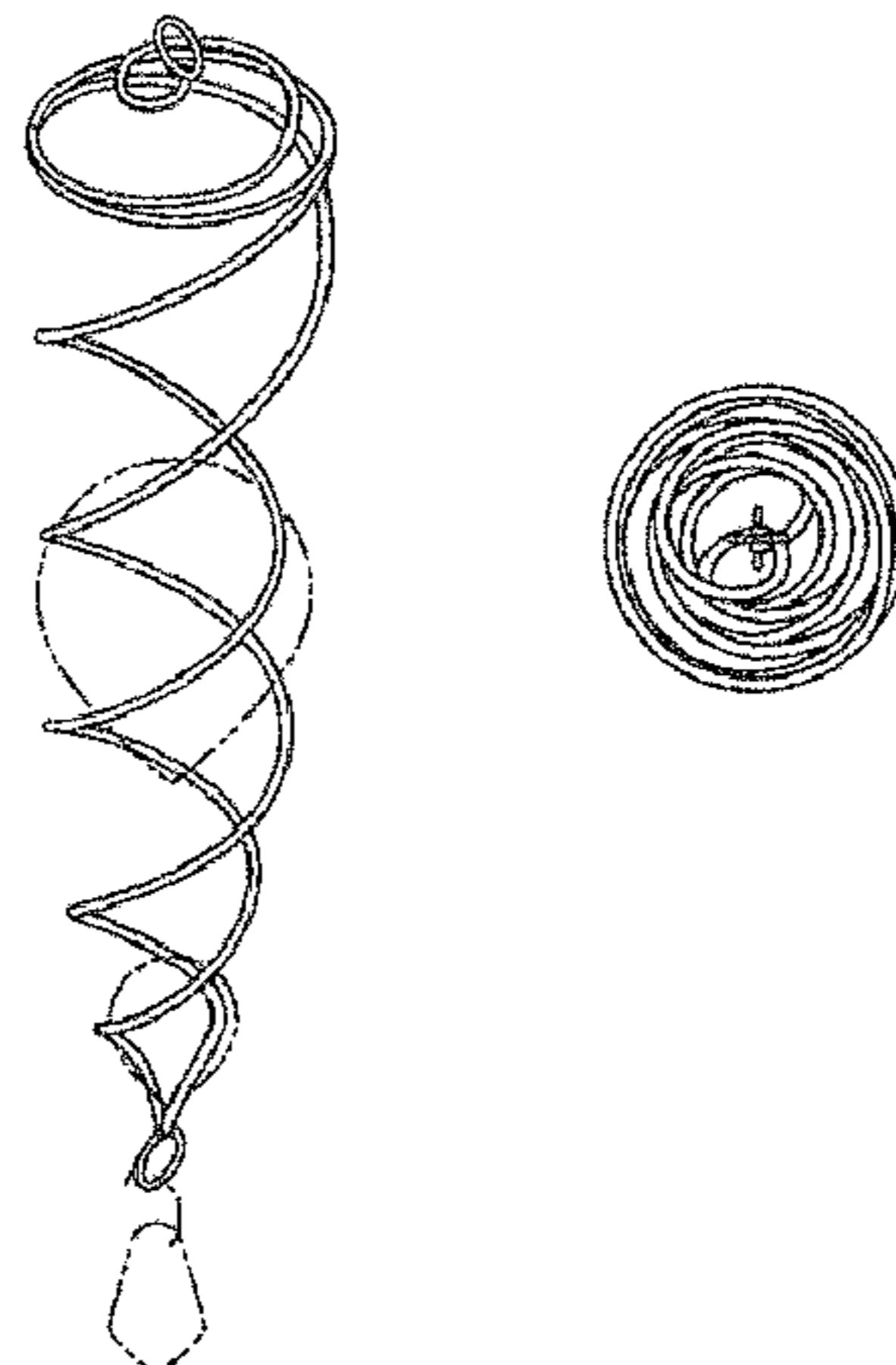
FIG. 2 is a bottom plan view thereof;

FIG. 3 is a top plan view thereof; and,

FIG. 4 is a side view thereof.

The broken line showing of crystals is included for the purpose of illustrating only and forms no part of the claimed design.

1 Claim, 1 Drawing Sheet



US D630,545 S

Page 2

U.S. PATENT DOCUMENTS

6,510,956 B2 * 1/2003 Therber 211/205
D487,034 S * 2/2004 Lach D11/131
D498,701 S * 11/2004 Libuda et al. D11/125
6,866,616 B2 * 3/2005 Sommer 482/110
D505,640 S * 5/2005 Star D11/141
D508,592 S * 8/2005 Winkler D30/160

7,089,787 B2 * 8/2006 Sahin et al. 73/105

OTHER PUBLICATIONS

U.S. Appl. No. 29/353,668, filed Jan. 12, 2010, Akbik.
U.S. Appl. No. 29/369,512, filed Sep. 9, 2010, Akbik.
U.S. Appl. No. 29/369,516, filed Sep. 9, 2010, Akbik.
Mouwafa S. Akbik, crystal twist, Jun. 2007.

* cited by examiner

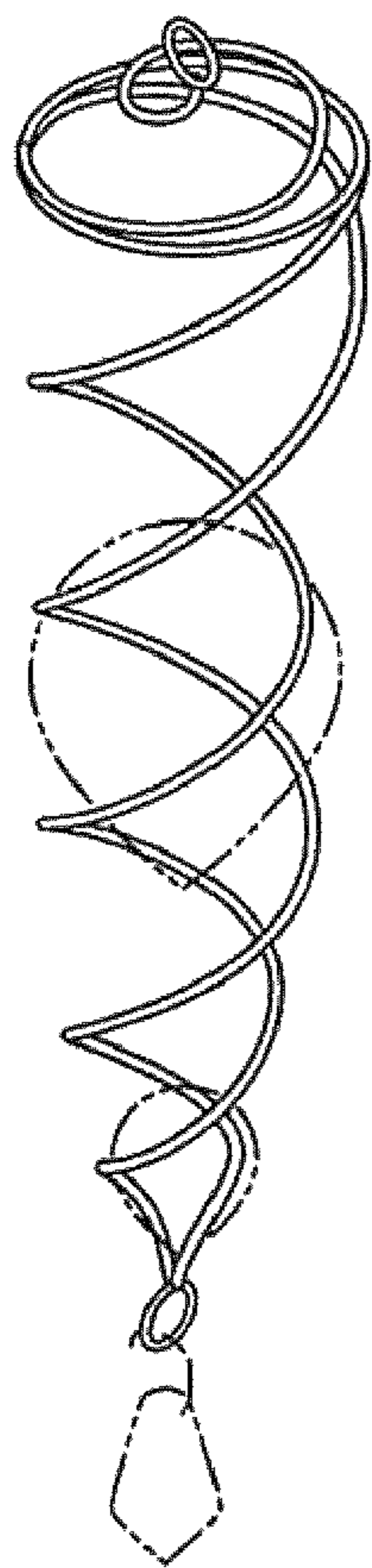


FIG. 1

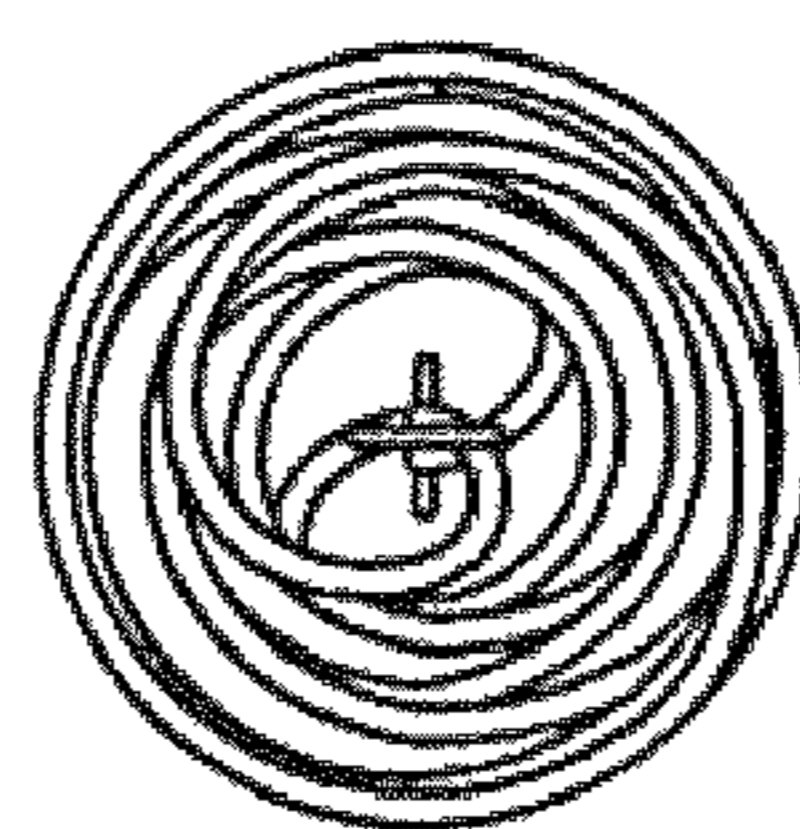


FIG. 2

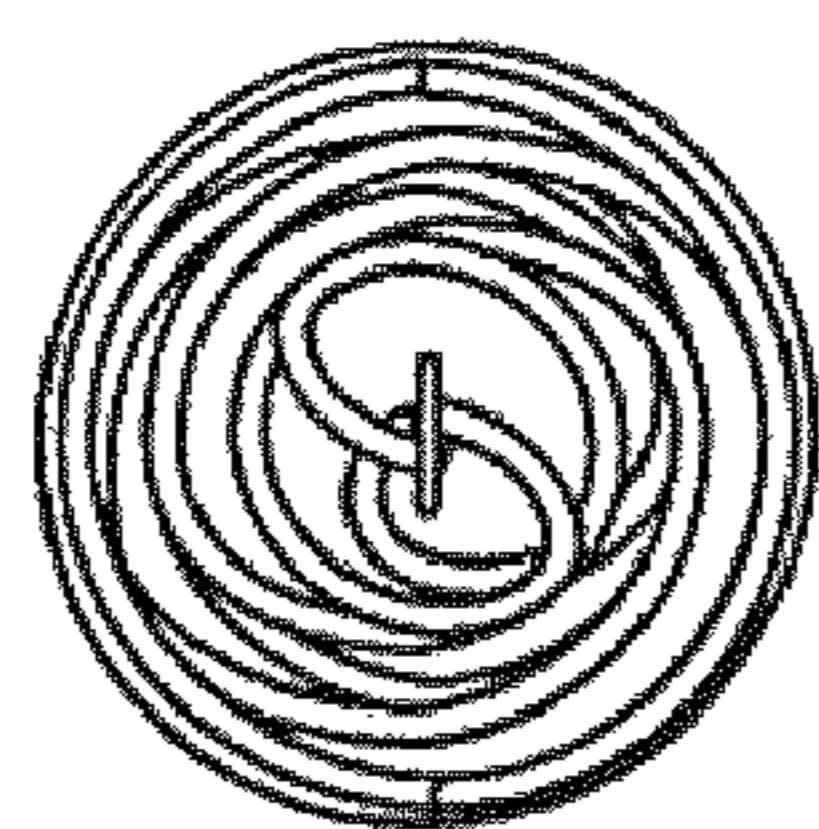


FIG. 3

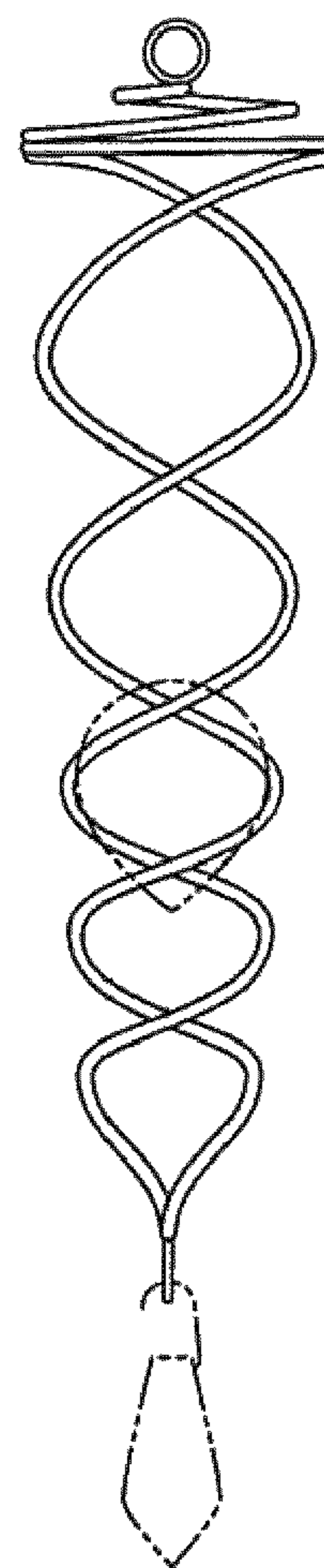


FIG. 4

UNITED STATES PATENT AND TRADEMARK OFFICE
CERTIFICATE OF CORRECTION

PATENT NO. : D630,545 S
APPLICATION NO. : 29/369490
DATED : January 11, 2011
INVENTOR(S) : Akbik

Page 1 of 3

It is certified that error appears in the above-identified patent and that said Letters Patent is hereby corrected as shown below:

Please delete the title page and insert the title page showing an illustrative figure as attached.

In the Drawings

Please Delete drawing sheet and insert drawing sheet with figures 1-4 as attached.

Signed and Sealed this
Fourteenth Day of May, 2013



Teresa Stanek Rea
Acting Director of the United States Patent and Trademark Office

(12) **United States Design Patent**
Akbik

(10) **Patent No.:** **US D630,545 S**
(45) **Date of Patent:** **** Jan. 11, 2011**

(54) **HANGING ORNAMENT**

(76) Inventor: **Mouwafa S. Akbik**, 3102 Commercial Ave., Madison, WI (US) 53714

(**) Term: **14 Years**

(21) Appl. No.: **29/369,490**

(22) Filed: **Sep. 9, 2010**

D374,638 S * 10/1996 Jacobson et al. D11/121
D387,396 S * 12/1997 Chao D21/453
D399,780 S * 10/1998 Kauderer D11/131
D408,319 S * 4/1999 Byers D11/118
D413,078 S * 8/1999 Hanson D11/141
6,048,590 A * 4/2000 Phillips 428/9
6,139,168 A * 10/2000 Gary et al. 362/249/19
D449,792 S * 10/2001 Nadeau et al. D11/141

Related U.S. Application Data

(62) Division of application No. 29/353,416, filed on Jan. 8, 2010, now Pat. No. Des. 626,027.

(Continued)

(51) **LOC (9) CL.** **11-05**
(52) **U.S. CL.** **D11/I21**
(58) **Field of Classification Search** D11/5,
D11/40, 42, 117, 119, 121, 124, 125, 127,
D11/131, 132, 133, 134, 141, 142, 157, 158;
428/7-12
See application file for complete search history.

OTHER PUBLICATIONS

U.S. Appl. No. 29/353,666, filed Jan. 12, 2010, Akbik.

(Continued)

Primary Examiner Stella M Reid
Assistant Examiner Elizabeth J Oswecki
(74) *Attorney, Agent, or Firm* Lathrop & Clark LLP

(56) **References Cited**

(57) **CLAIM**

U.S. PATENT DOCUMENTS

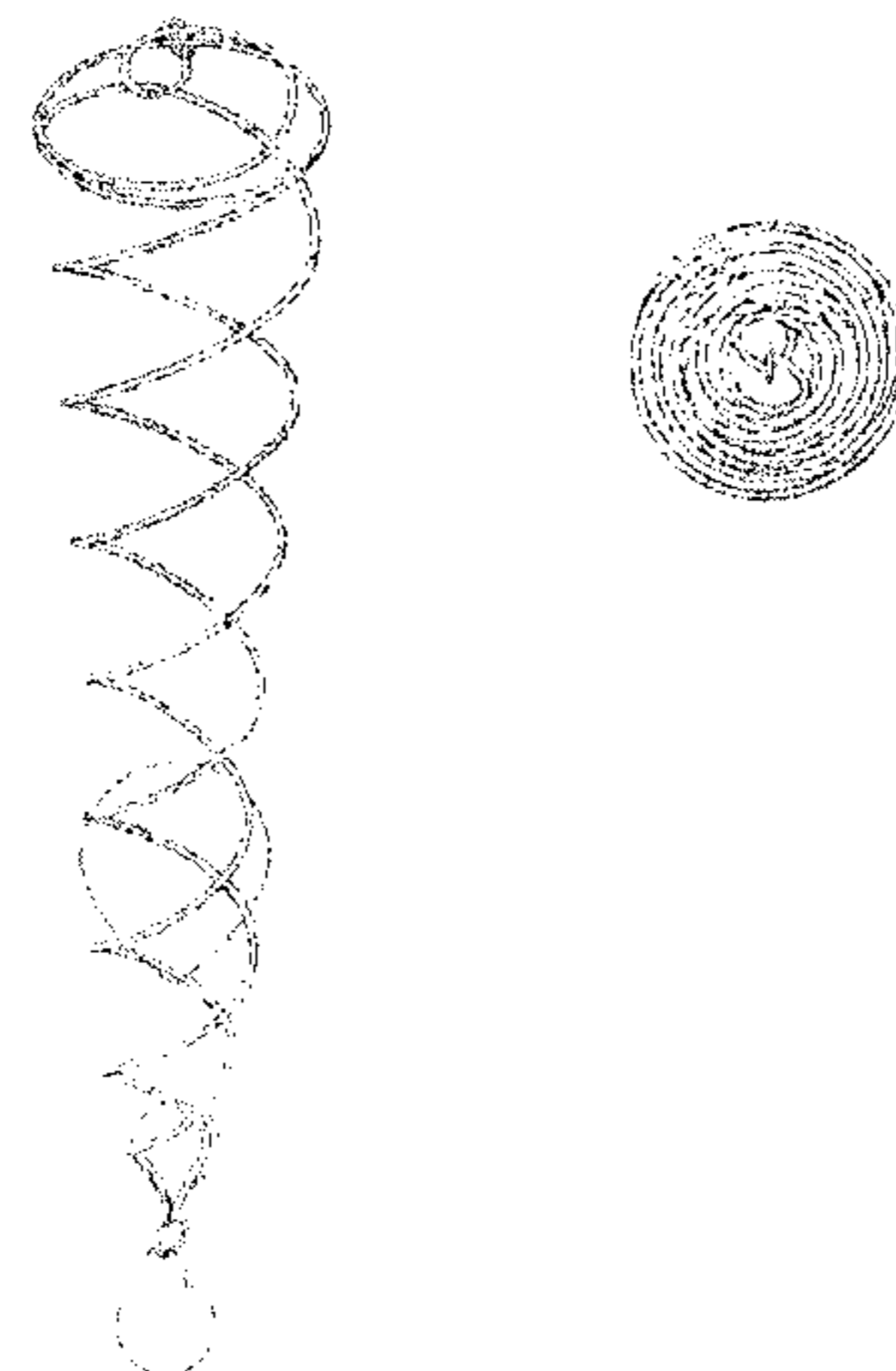
1,216,580 A * 2/1917 Levi 428/7
1,963,053 A * 6/1934 Powers 5/256
1,963,054 A * 6/1934 Powers 5/256
1,976,093 A * 10/1934 Raymond 428/28
2,107,677 A * 2/1938 Sexton 428/222
2,108,002 A * 2/1938 Smith et al. 40/440
2,197,577 A * 4/1940 Crosser 428/28
2,662,336 A * 12/1953 Zalkind 446/170
D174,665 S * 5/1955 Tessitore D11/121
D181,256 S * 10/1957 Johnson D11/121
D181,358 S * 11/1957 Johnson D11/121
3,751,025 A * 8/1973 Beery et al. 267/166.1
D234,789 S * 4/1975 Rosenberg D30/160
D234,790 S * 4/1975 Rosenberg D30/160
5,336,536 A * 8/1994 Oberzan 428/8
D353,235 S * 12/1994 D'Angelico D30/160
5,374,217 A * 12/1994 Olson 472/57
D371,087 S * 6/1996 Jacobson D11/121

The ornamental design for a hanging ornament, as shown and described.

DESCRIPTION

FIG. 1 is a top, side, perspective view of a hanging ornament showing my new design;
FIG. 2 is a bottom plan view thereof;
FIG. 3 is a top plan view thereof; and,
FIG. 4 is a side view thereof.
The broken line showing of crystals is included for the purpose of illustrating only and forms no part of the claimed design.

1 Claim, 1 Drawing Sheet



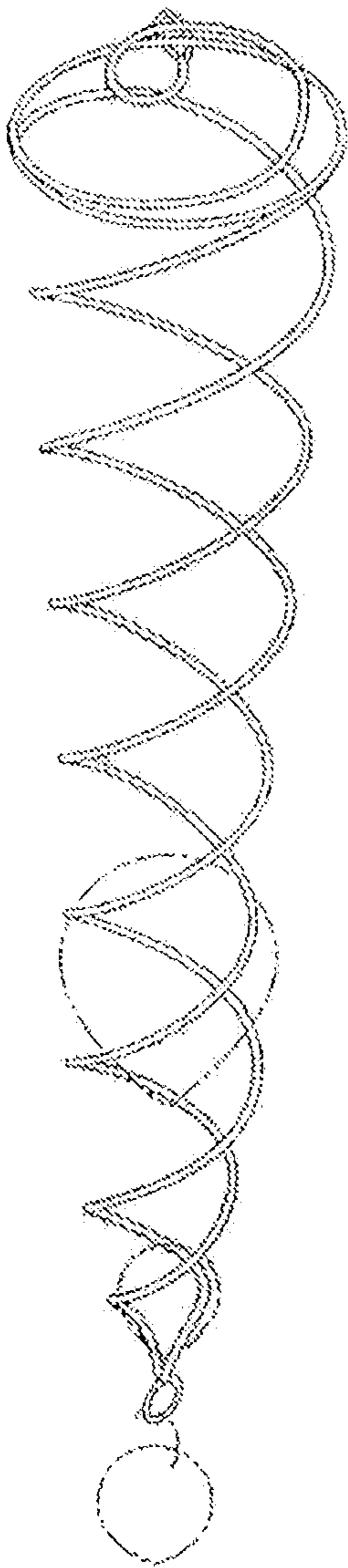


FIG. 1



FIG. 2



FIG. 3

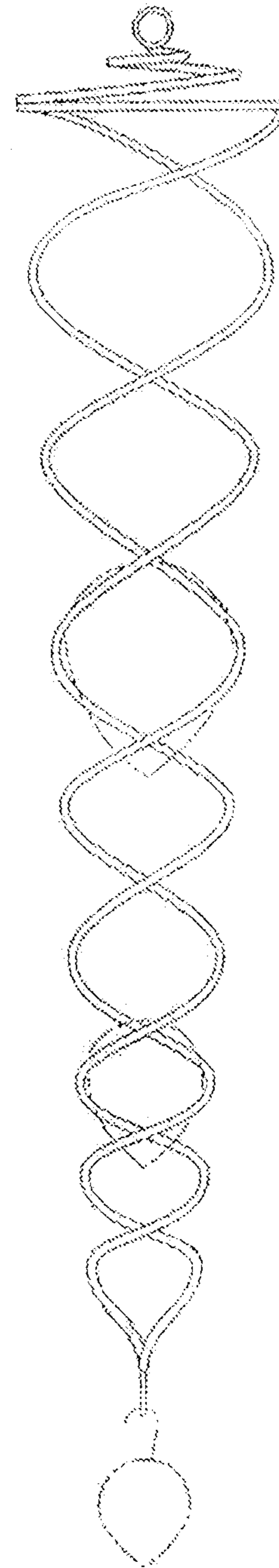


FIG. 4